

[54] **COIN TRAY**
[75] **Inventor: Takeo Ooki, Kawagoe, Japan**
[73] **Assignee: Sakai & Co., Ltd., Tokyo, Japan**
[**] **Term: 14 Years**
[21] **Appl. No.: 568,919**
[22] **Filed: Jan. 6, 1984**
[52] **U.S. Cl. D99/34**
[58] **Field of Search D99/28, 34, 35, 36,
D99/33, 30, 29, 28; D19/75, 76, 91, 85, 92;
D3/74; D21/155, 156; D9/339, 341; D7/38;
206/561, 564, 0.8-0.84; 133/3 R, 8 R**

500,955 7/1893 Rusk 206/0.8
799,350 9/1905 Meaker 206/0.81
3,107,467 10/1963 Gates D99/34 X
3,412,846 11/1968 Spadaro 206/0.83

Primary Examiner—Bernard Ansher
Assistant Examiner—Timothy Smith
Attorney, Agent, or Firm—Harness, Dickey & Pierce

[56] **References Cited**


U.S. PATENT DOCUMENTS

D. 188,697 7/1960 Mitchell D99/34 X
D. 247,992 5/1978 Garson D21/56 X
D. 276,092 10/1984 Leo D99/34

[57] **CLAIM**
The ornamental design for a coin tray, substantially as shown and described.

DESCRIPTION

FIG. 1 is a front perspective view of a coin tray showing my new design;
FIG. 2 is a top plan view thereof;
FIG. 3 is a front elevational view thereof;
FIG. 4 is a side elevational view, the opposite side being substantially a mirror image; and
FIG. 5 is a rear elevational view thereof.



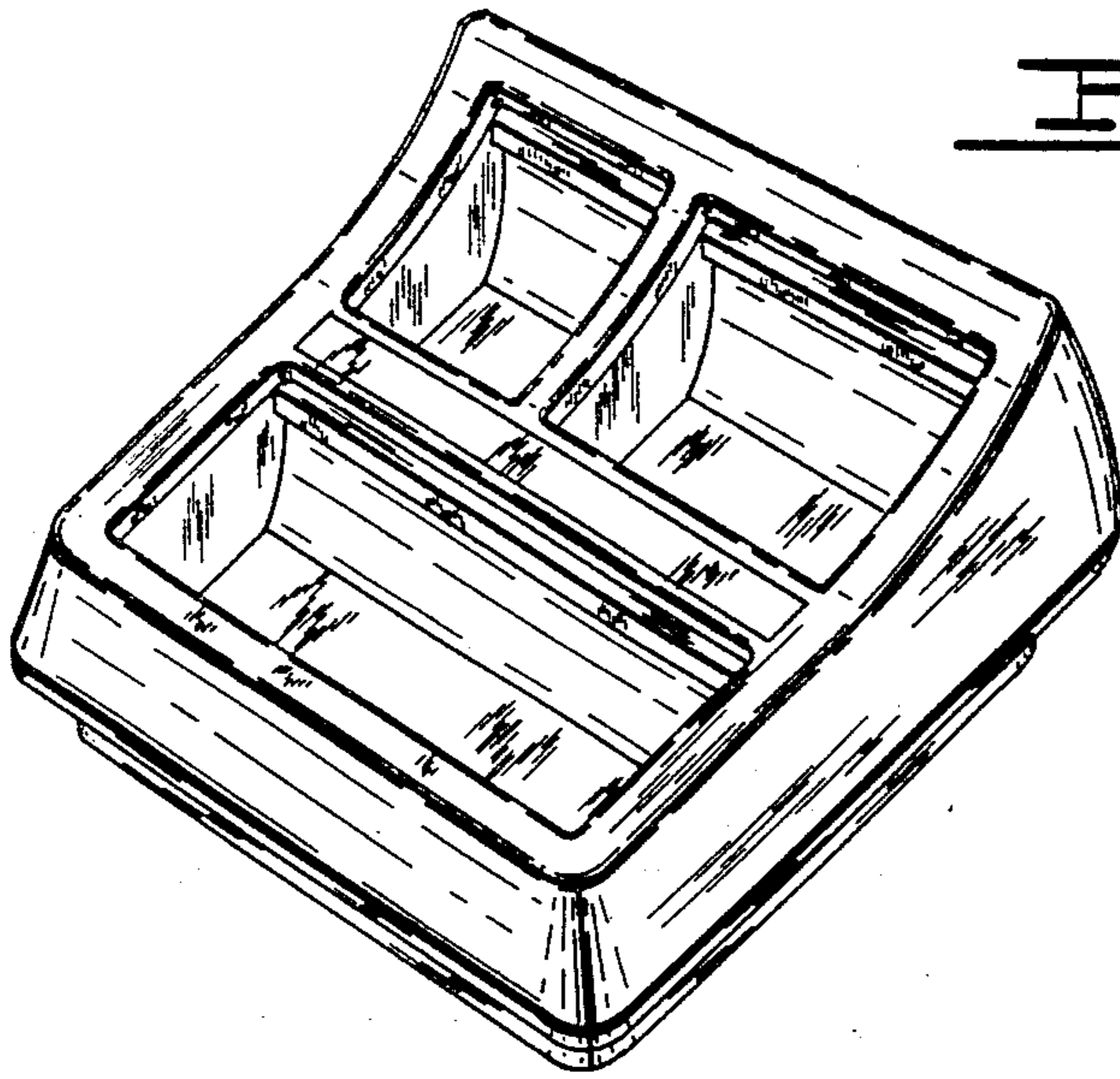


FIG. 1.

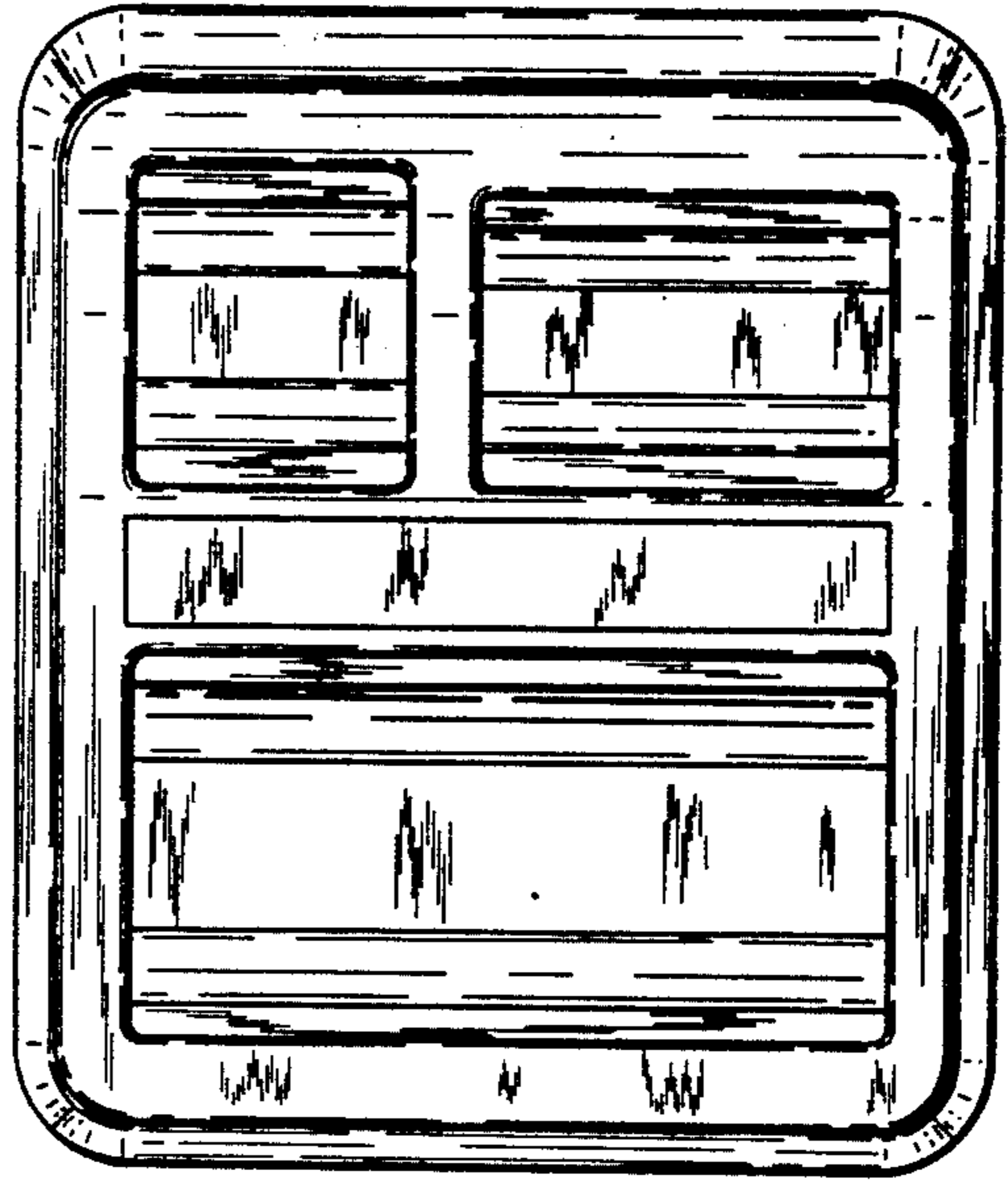


FIG. 2.




FIG. 3.

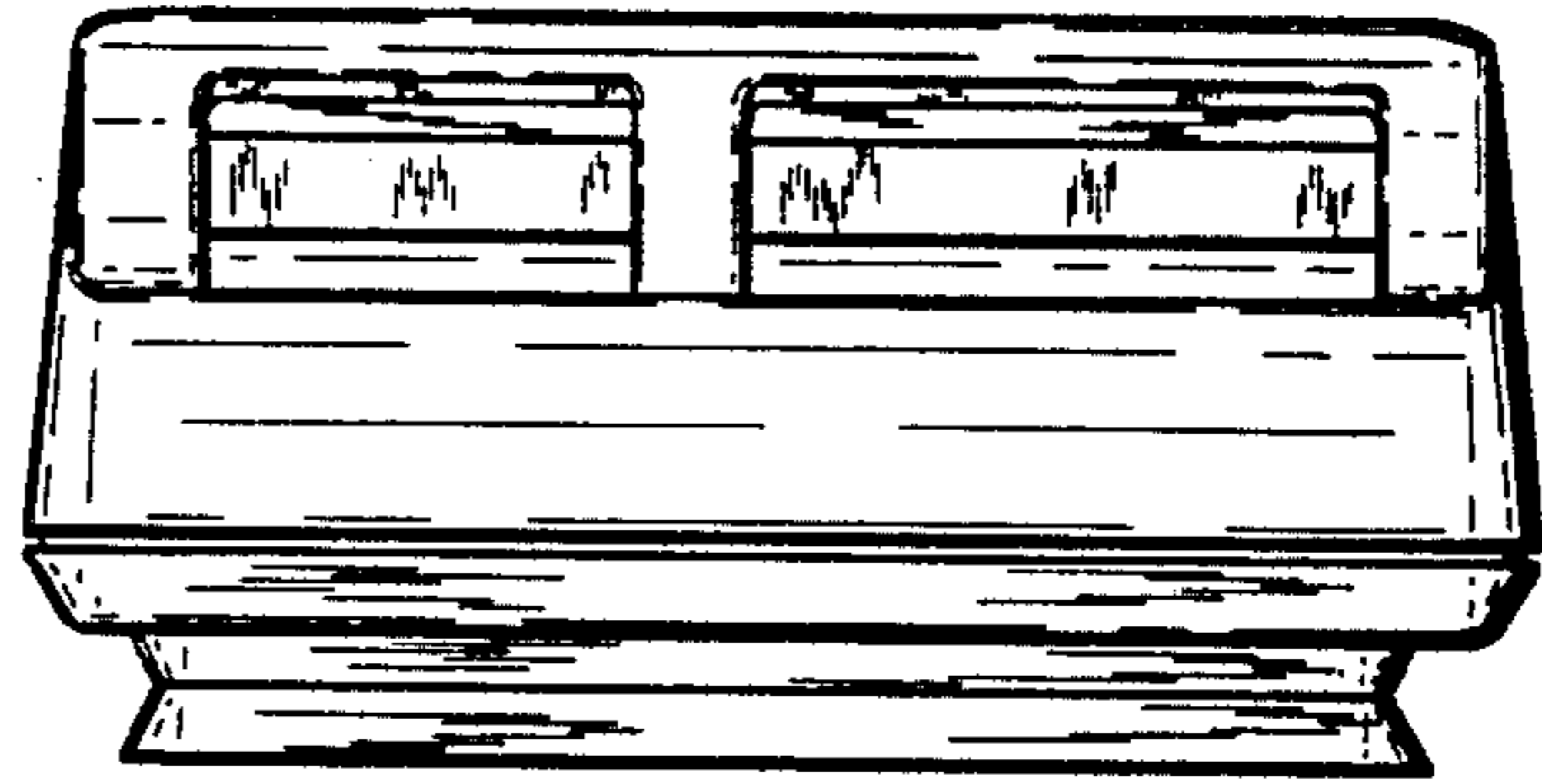


FIG. 4.




FIG. 5.