

[54] COIN HOLDER

[75] Inventor: Takeo Ooki, Kawagoe, Japan

[73] Assignee: Sakai & Co., Ltd., Tokyo, Japan

[**] Term: 14 Years

[21] Appl. No.: 568,918

[22] Filed: Jan. 6, 1984

[52] U.S. Cl. D99/34; D99/28

[58] Field of Search D99/28, 29, 30, 33, D99/34, 35, 36; D19/75, 91, 76, 85; D21/155, 156; D9/339, 341; D3/74; D7/38; 206/561, 564, 0.81, 0.83, 0.84, 0.8; 133/3 R, 8 R

[56] References Cited

U.S. PATENT DOCUMENTS

- D. 112,152 11/1938 Sandley D99/34
- D. 214,469 6/1969 Hillis D19/92

- D. 235,889 7/1975 Alligood D99/28
- D. 248,692 7/1978 Kovar D99/34
- D. 262,749 1/1982 Taivalvuo D99/34
- 3,412,846 11/1968 Spadaro 206/0.83



Primary Examiner—Bernard Ansher
Assistant Examiner—Timothy M. Smith
Attorney, Agent, or Firm—Harness, Dickey & Pierce

[57] CLAIM

The ornamental design for a coin holder, substantially as shown and described.

DESCRIPTION

FIG. 1 is a perspective view of a coin holder showing my new design;
FIG. 2 is a top plan view thereof;
FIG. 3 is a front elevational view thereof;
FIG. 4 is a side elevational view, the opposite side being substantially a mirror image; and
FIG. 5 is a rear elevational view thereof.






FIG. 1.




FIG. 2.

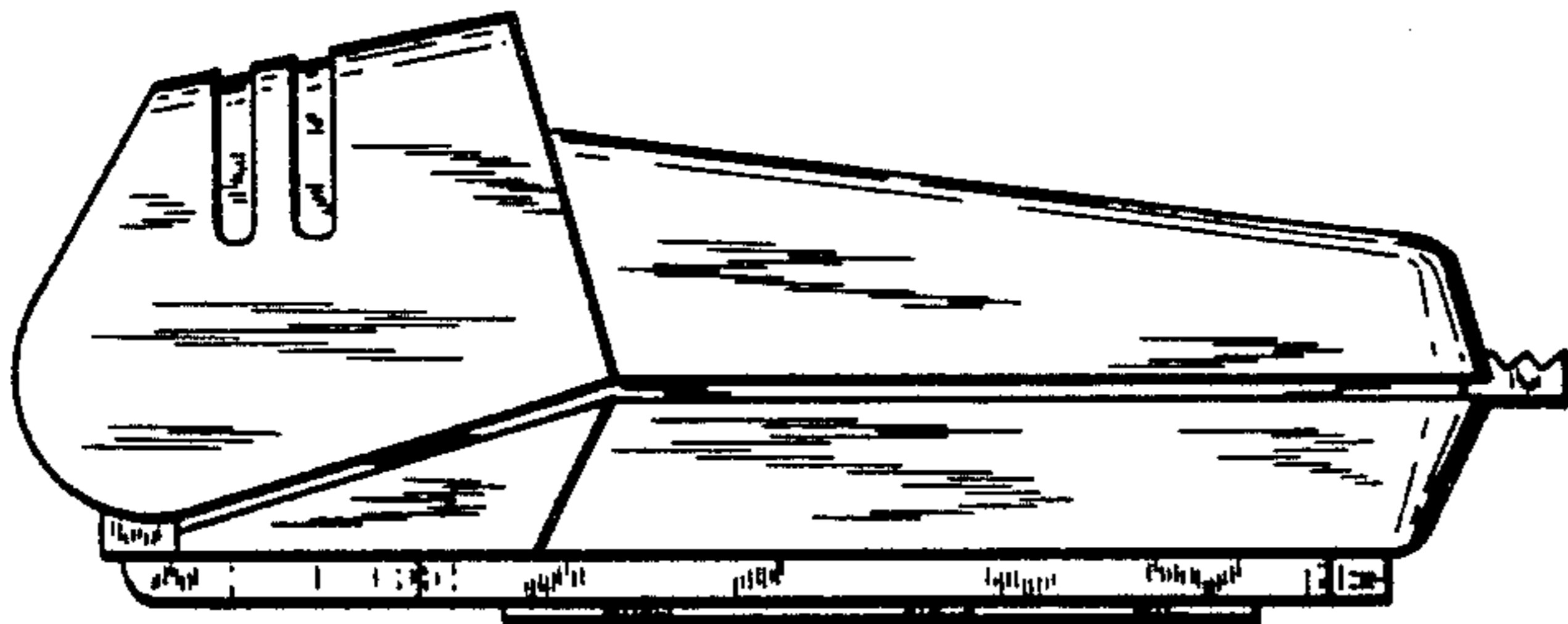


FIG. 4.




FIG. 3.

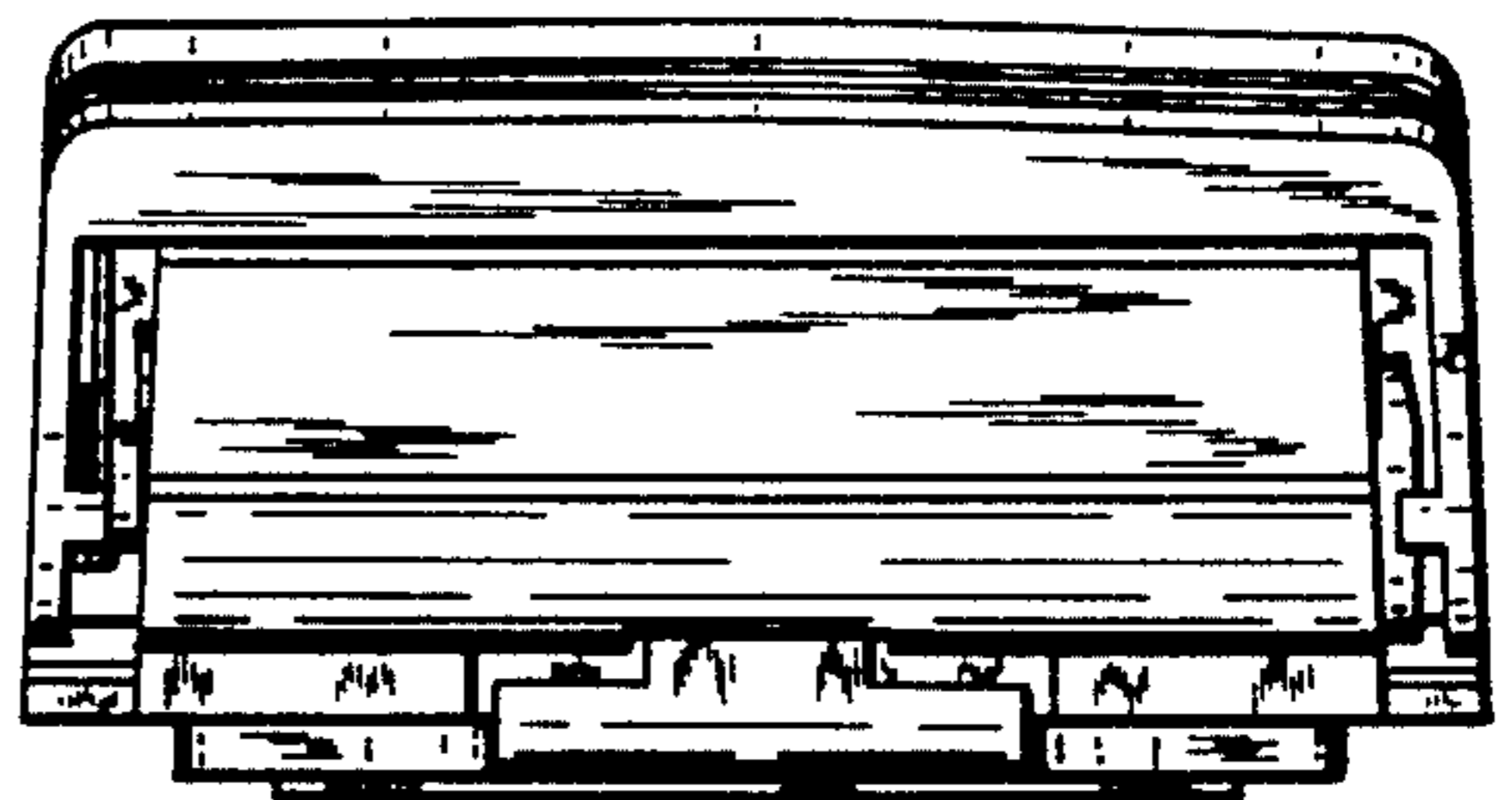


FIG. 5.