

[54] **ELECTRONIC PRINTER**

[75] **Inventor: Hiroshi Otsuka, Suwa, Japan**
[73] **Assignee: Seiko Epson Corporation, Tokyo, Japan**
[**] **Term: 14 Years**
[21] **Appl. No.: 613,690**
[22] **Filed: May 18, 1984**

[30] **Foreign Application Priority Data**
Nov. 24, 1983 [JP] Japan 58-50967
[52] **U.S. Cl. D18/13**
[58] **Field of Search D18/12, 13, 22; D14/111; 400/689-694**

[56] **References Cited**
U.S. PATENT DOCUMENTS
D. 269,782 7/1983 Canning et al. D18/13
D. 279,292 6/1985 Maruyama D14/111
D. 280,900 10/1985 Tsumura et al. D14/111
4,493,573 1/1985 Hashimoto et al. 400/690.4 X

Primary Examiner—Louis S. Zarfes
Attorney, Agent, or Firm—Blum, Kaplan, Friedman, Silberman & Beran

[57] **CLAIM**
The ornamental design for an electronic printer, as shown.

DESCRIPTION
FIG. 1 is a top plan view of an electronic printer showing my new design;
FIG. 2 is a front elevational view thereof;
FIG. 3 is a right side view thereof;
FIG. 4 is a left side view thereof;
FIG. 5 is a rear elevational view thereof; and
FIG. 6 is a bottom plan view thereof.


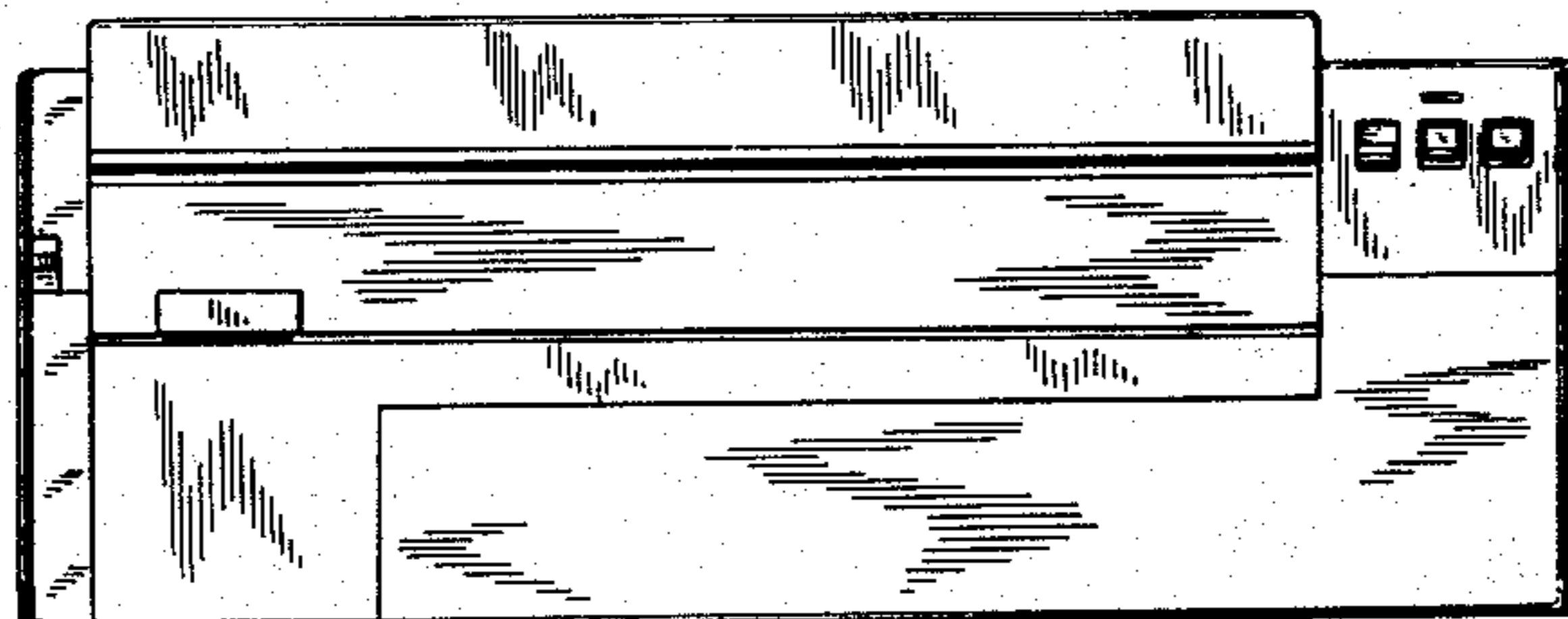


FIG. 1




FIG. 3

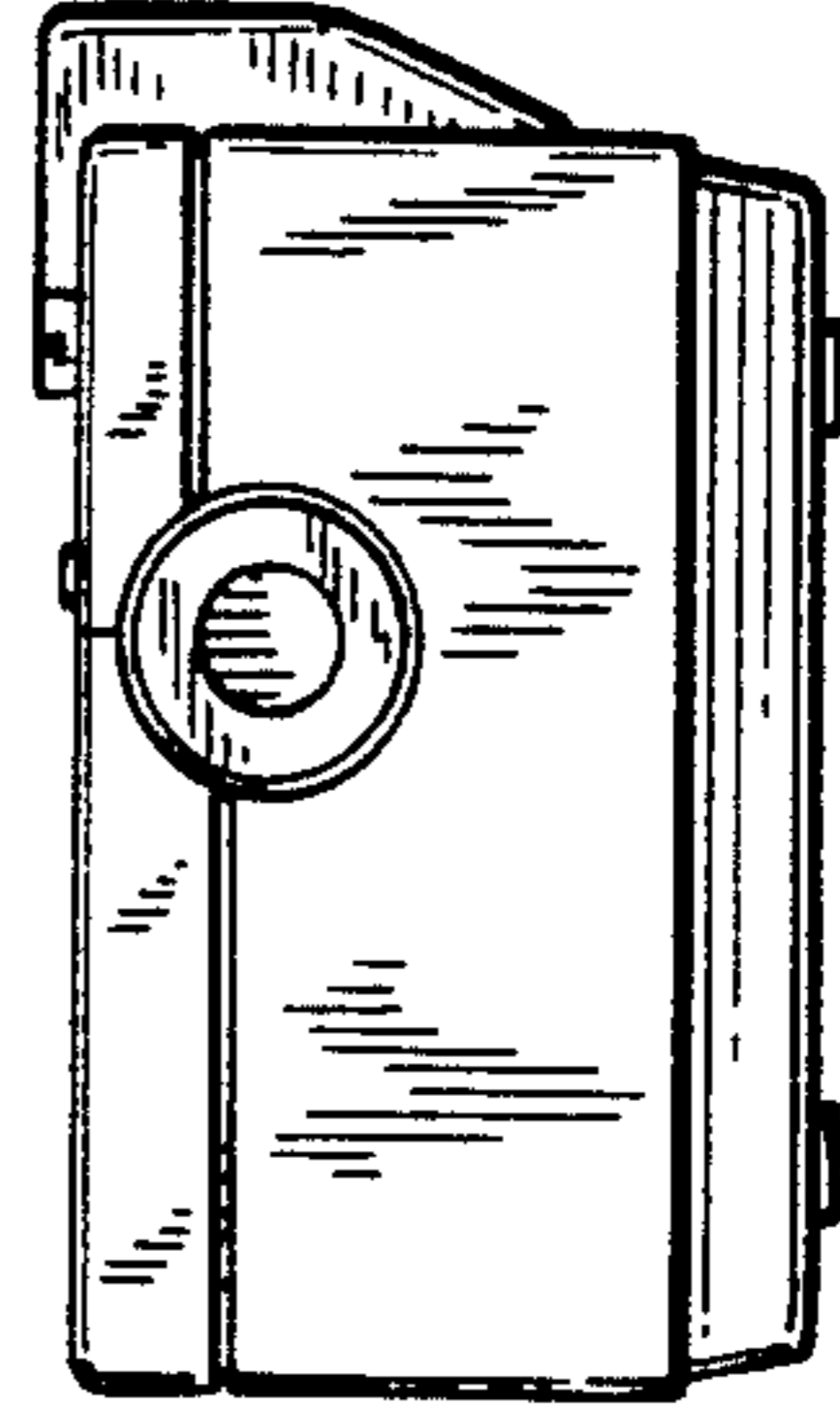


FIG. 2

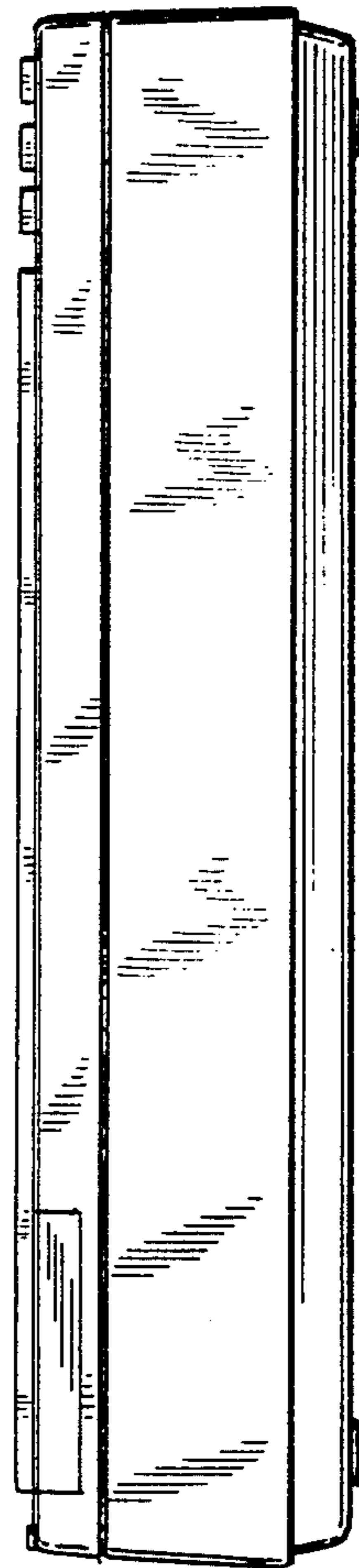


FIG. 5




FIG. 4




FIG. 6

