

[54] ELECTRICAL OUTLET

2,671,887 3/1954 Wellman 331/21 R X
3,029,303 4/1962 Severino 339/23

[75] Inventors: Harold B. Rapp, Williston Park;
Herbert Towne, Brookville, both of
N.Y.

OTHER PUBLICATIONS

Panamax Brochure, Model SS120/6LCS Receptacle.
Infoword 12-19-83 p. 28 "Networx" Ad. for Wiretree.

[73] Assignee: North American Philips Corp., New
York, N.Y.

Primary Examiner—Susan J. Lucas
Assistant Examiner—C. E. Heflin
Attorney, Agent, or Firm—Joseph P. Abate; Rolf E.
Schneider

[**] Term: 14 Years

[21] Appl. No.: 657,281

CLAIM

[22] Filed: Oct. 3, 1984

[57] The ornamental design for an electrical outlet, as shown
and described.

[52] U.S. Cl. D13/30

[58] Field of Search D13/24, 25, 26, 27,
D13/28, 29, 30, 31, 40; 339/166 R, 147 R, 164
R, 21 R, 23, 20

DESCRIPTION

[56] References Cited

U.S. PATENT DOCUMENTS

- D. 217,251 4/1970 Kahn D13/30
- D. 247,895 5/1978 Gillette D13/30
- D. 279,285 6/1985 Schwartz D13/30

FIG. 1 is a front, top and right-side perspective view of
an electrical outlet showing our new design;
FIG. 2 is a back, top and left-side perspective view
thereof;
FIG. 3 is a bottom plan view thereof, and
FIG. 4 is a left-side elevational view thereof, the right-
side elevational view being a mirror image.

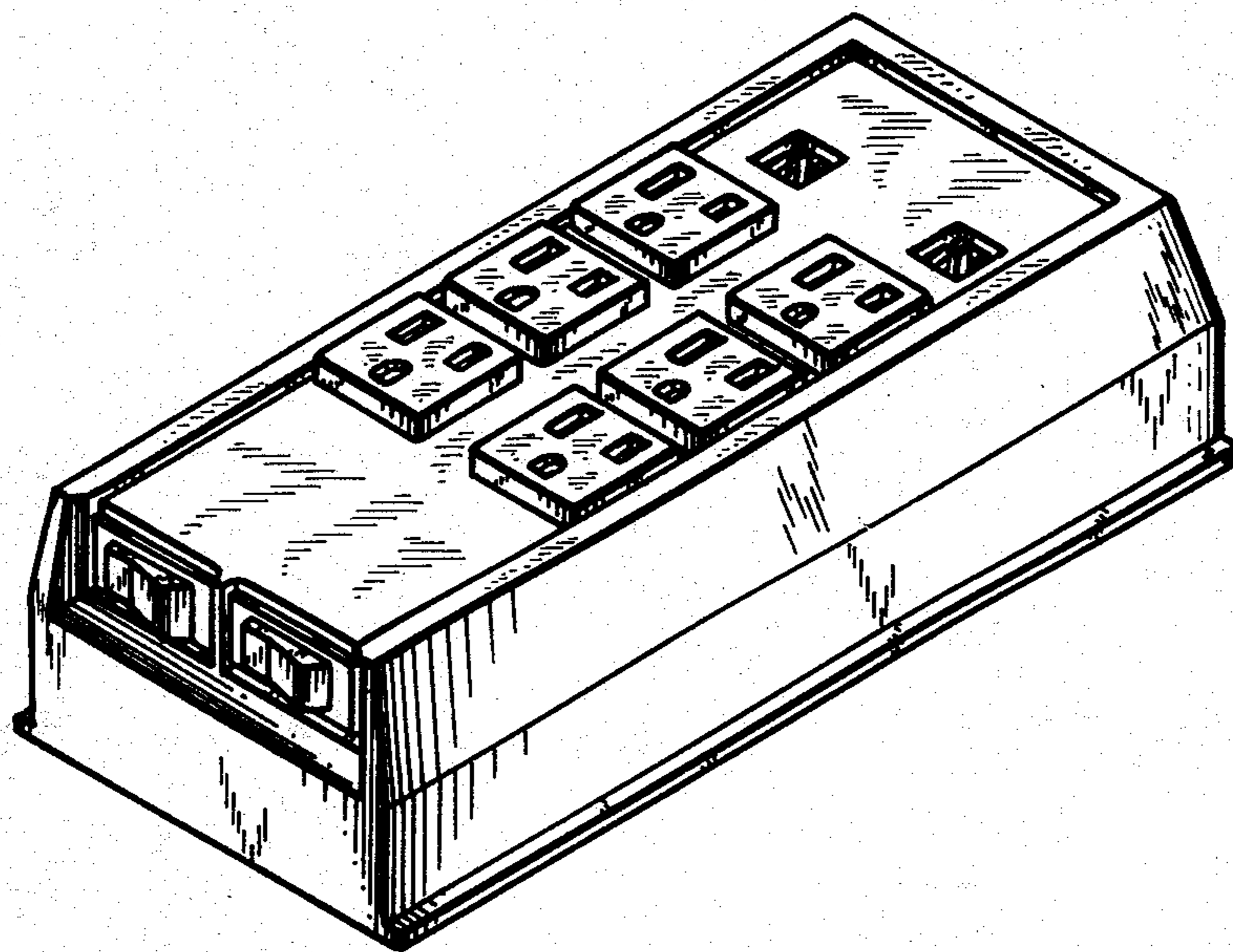


FIG.1


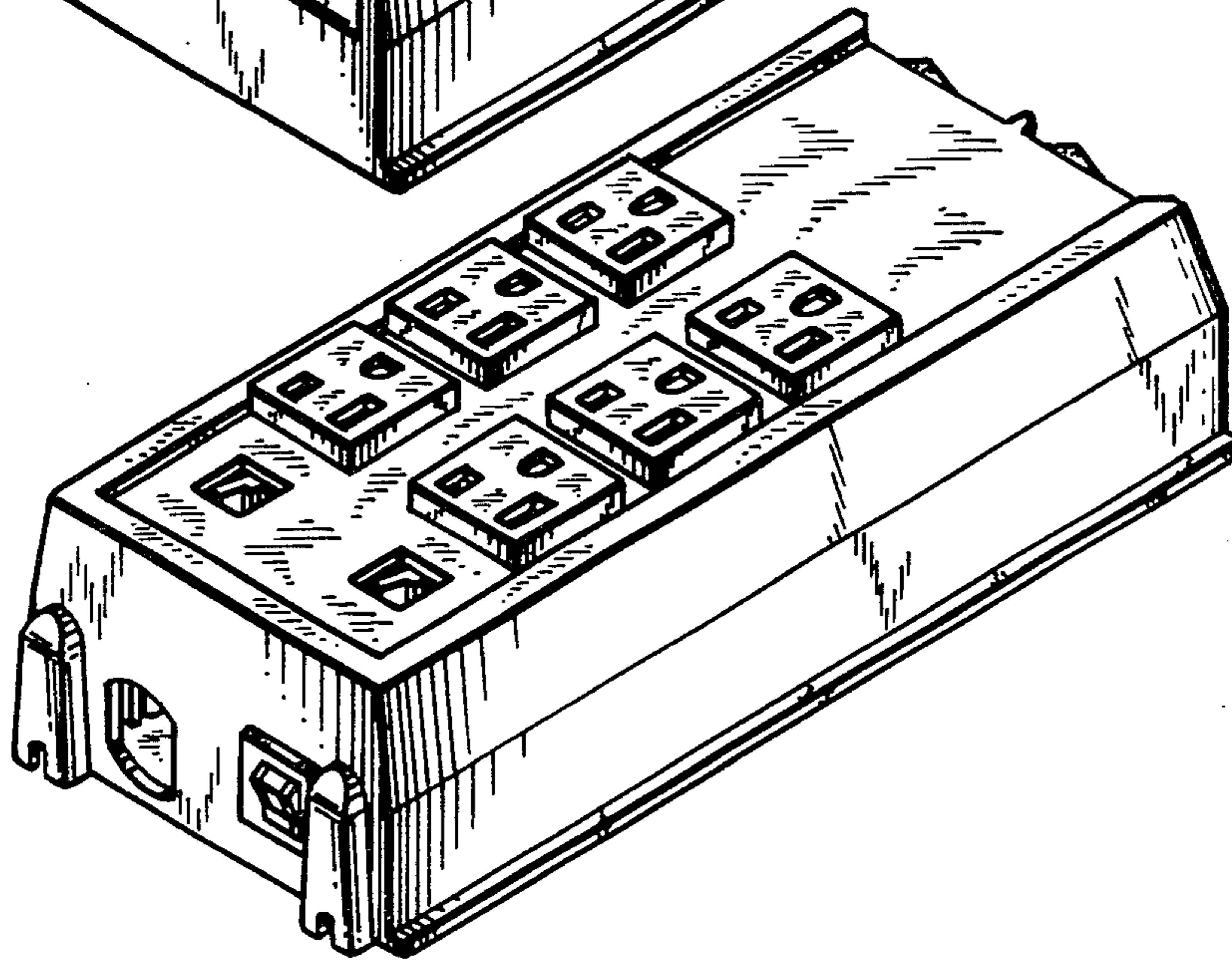


FIG.2






FIG. 3



FIG. 4