

[54] INTERLOCKING SHELF BRACKET FOR A FIREWOOD RACK OR SIMILAR ARTICLE

[76] Inventors: Walter H. Cappel, 1523 20th Ave. N., Texas City, Tex. 77590; Gerald W. Hartenberger, 3010 Layne, LaPorte, Tex. 77571

[\*\*] Term: 14 Years

[21] Appl. No.: 591,920

[22] Filed: Mar. 21, 1984

[52] U.S. Cl. .... D8/380; D8/381

[58] Field of Search ..... D8/380, 381; 403/399, 403/395, 391

[56] References Cited

U.S. PATENT DOCUMENTS

D. 242,899	1/1977	Banker	.....	D8/380
869,332	10/1907	Schwartz	.....	403/395
1,001,522	8/1911	Hamilton	.....	403/395
2,743,657	5/1956	Kriegbaum	.....	403/395
3,526,870	9/1970	Mayola	.....	403/395
3,535,751	10/1970	Batchelor	.....	403/395
3,821,872	7/1974	Merlotti	.....	403/395
3,831,338	8/1974	Klungensmith et al.	.....	D8/380

3,861,816	1/1975	Zaidan	.....	403/391
4,114,861	9/1978	Long	.....	D8/380

FOREIGN PATENT DOCUMENTS

126911	12/1949	Sweden	.....	403/399
1588345	4/1981	United Kingdom	.....	403/395

Primary Examiner—Wallace R. Burke  
Assistant Examiner—Horace B. Fay  
Attorney, Agent, or Firm—Gunn, Lee & Jackson

[57] CLAIM

The ornamental design for an interlocking shelf bracket for a firewood rack or similar article, as shown and described.

DESCRIPTION

FIG. 1 is a left end, top and front view of an interlocking shelf bracket for a firewood rack or similar article showing our new design;  
FIG. 2 is a front elevational view thereof;  
FIG. 3 is a top plan view thereof;  
FIG. 4 is a left end elevational view thereof; and  
FIG. 5 is a bottom plan view thereof.  
The right end and the rear of the bracket not shown are substantially the same as the views of the left end and front shown in FIGS. 4 and 2, respectively.

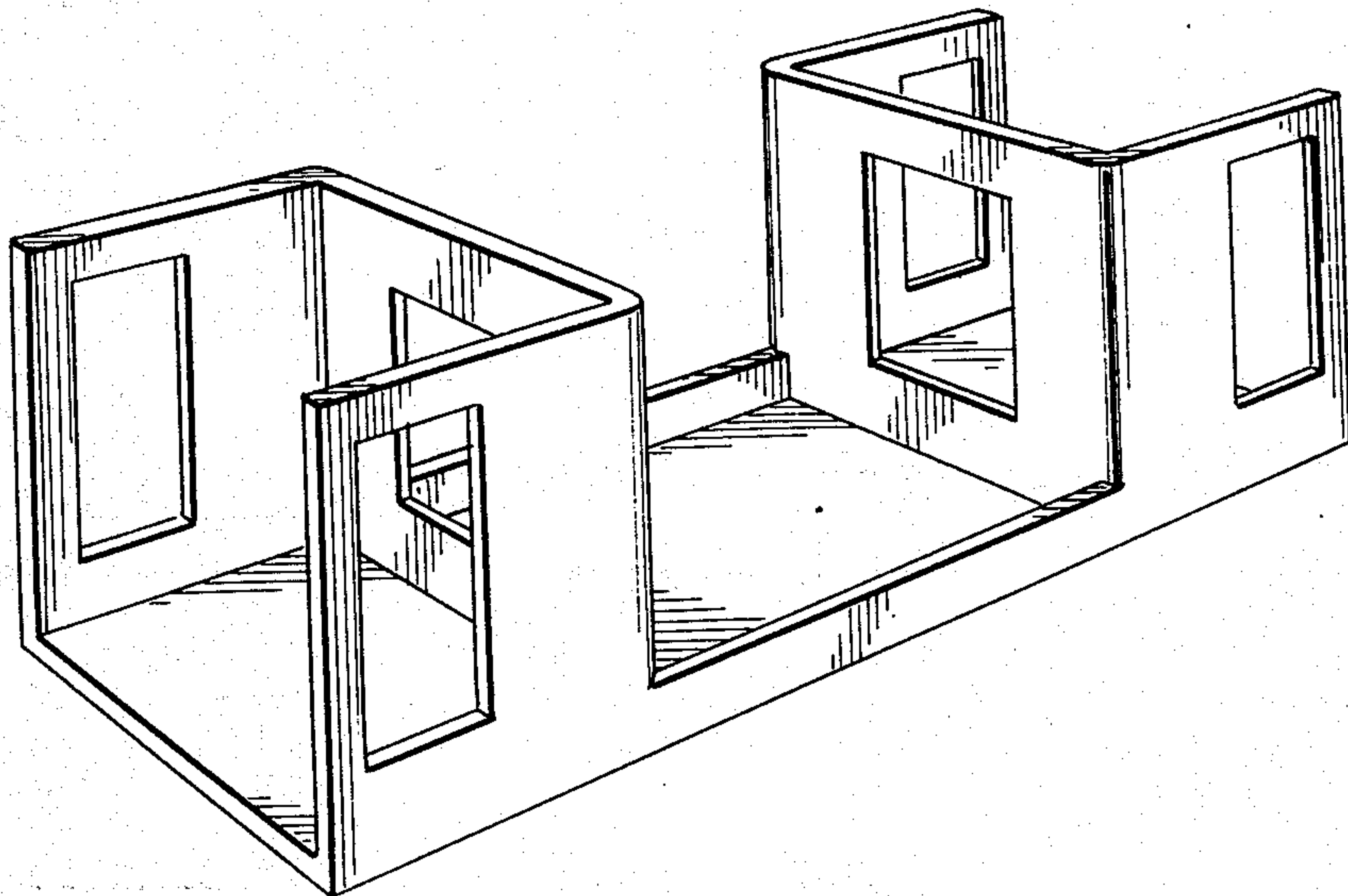


FIG. 1

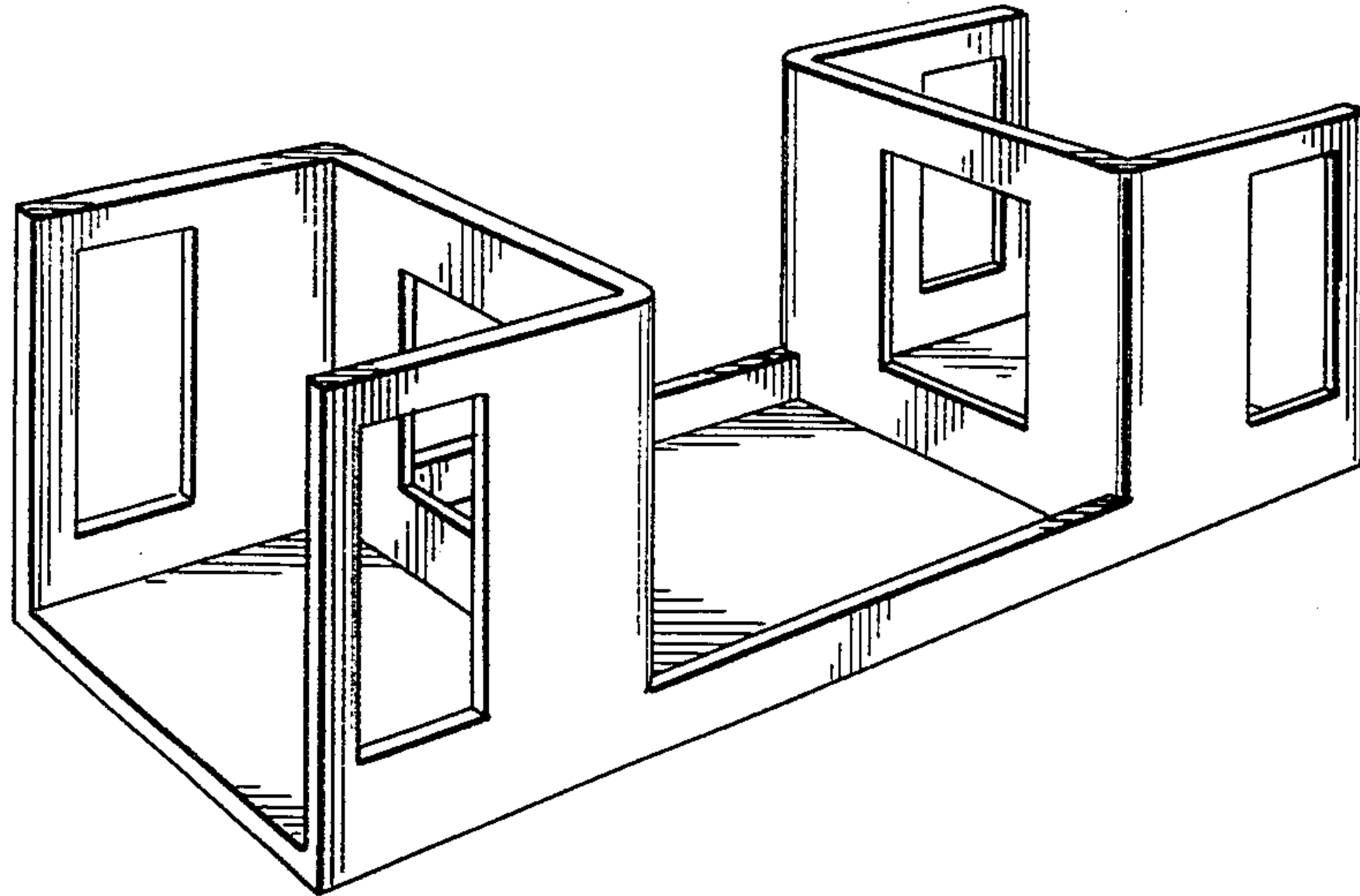


FIG. 3

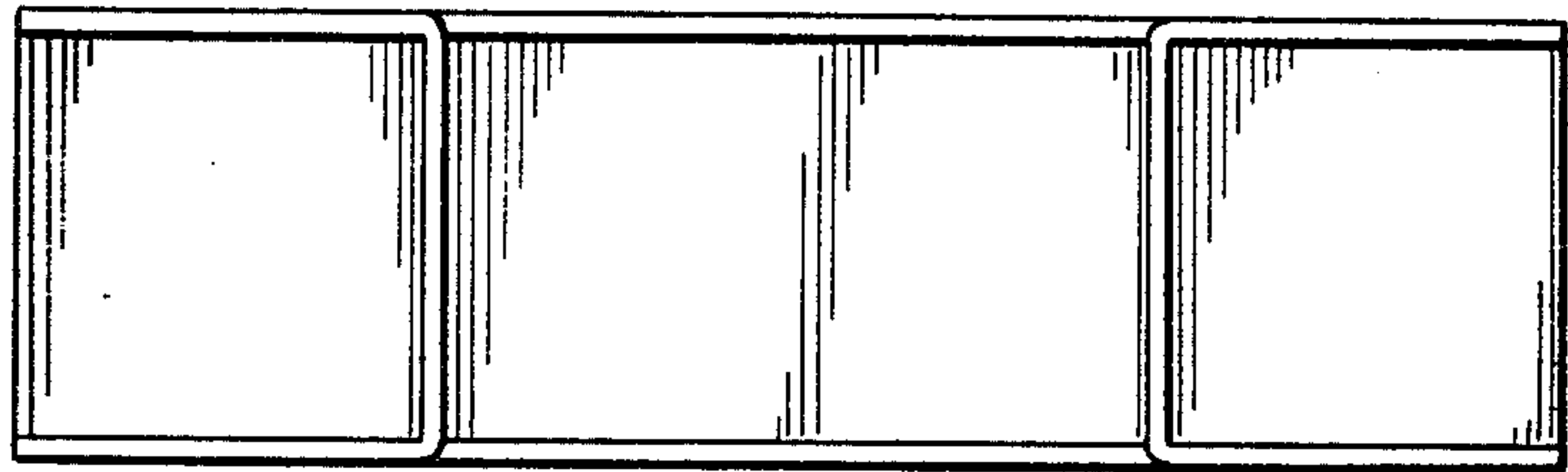


FIG. 2




FIG. 4

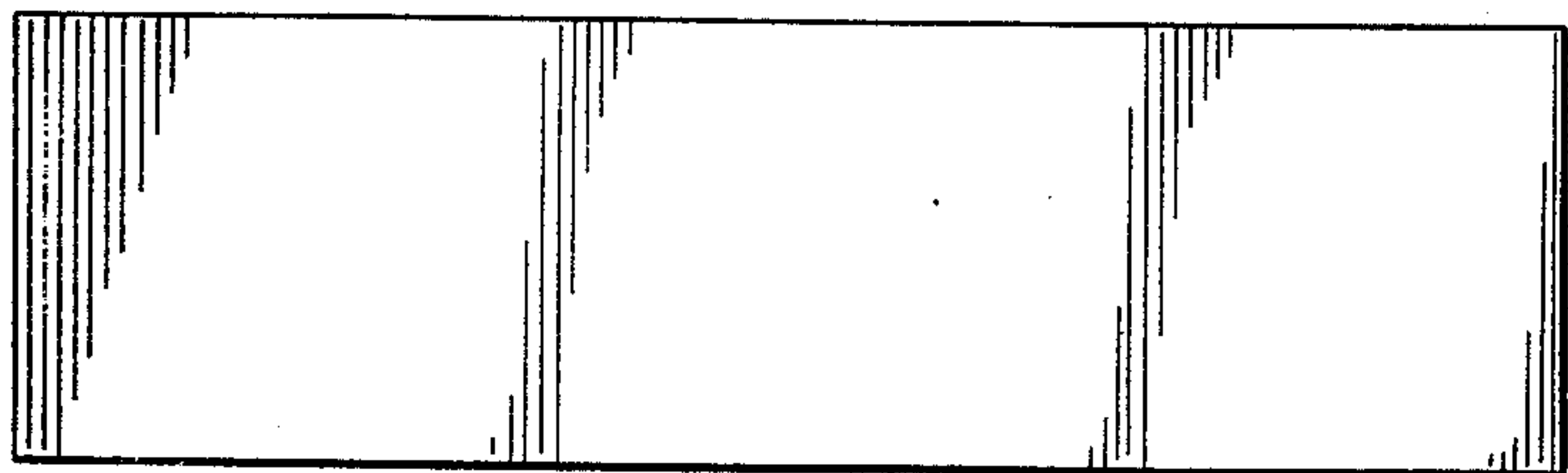


FIG. 5