

[54] POWER UNIT FOR A PAINT SCRAPER OR SIMILAR ARTICLE

[75] Inventors: Douglas W. Smith, Belle Mead; Mark N. Bonner, Princeton, both of N.J.

[73] Assignee: Wagner Spray Tech Corporation, Minneapolis, Minn.

[\*\*] Term: 14 Years

[21] Appl. No.: 522,968

[22] Filed: Aug. 15, 1983

[52] U.S. Cl. .... D8/69; D8/61

[58] Field of Search ..... D8/61, 68, 69; 15/93 R

[56] References Cited

U.S. PATENT DOCUMENTS

- 3,011,194 12/1961 Christensen ..... 15/93 R
- 3,733,637 5/1973 Becker ..... 15/93 R
- 4,182,000 1/1980 Fairbairn ..... 15/93 R

FOREIGN PATENT DOCUMENTS

0995823 6/1965 United Kingdom ..... 15/93 R

Primary Examiner—Wallace R. Burke  
Assistant Examiner—Suzanne N. Gitlin  
Attorney, Agent, or Firm—Hill, Van Santen, Steadman & Simpson

[57] CLAIM

The ornamental design for a power unit for a paint scraper or similar article, substantially as shown.

DESCRIPTION

FIG. 1 is a side elevational view of a power unit for a paint scraper or similar article showing our new design; FIG. 2 is a top plan view thereof; FIG. 3 is a front elevational view thereof; FIG. 4 is a rear elevational view thereof; FIG. 5 is a bottom plan view thereof. In FIGS. 1, 2, 4 and 5, the electrical cord is shown broken away for ease of illustration. In FIGS. 1, 2, 3 and 5, the paint scraper blade is shown in broken lines for illustrative purposes only.

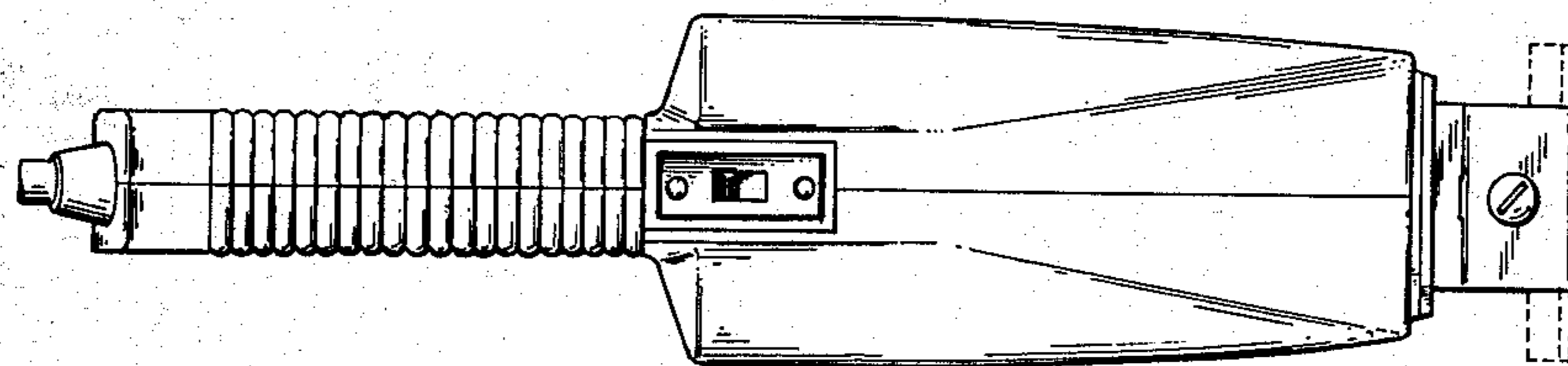



FIG. 1


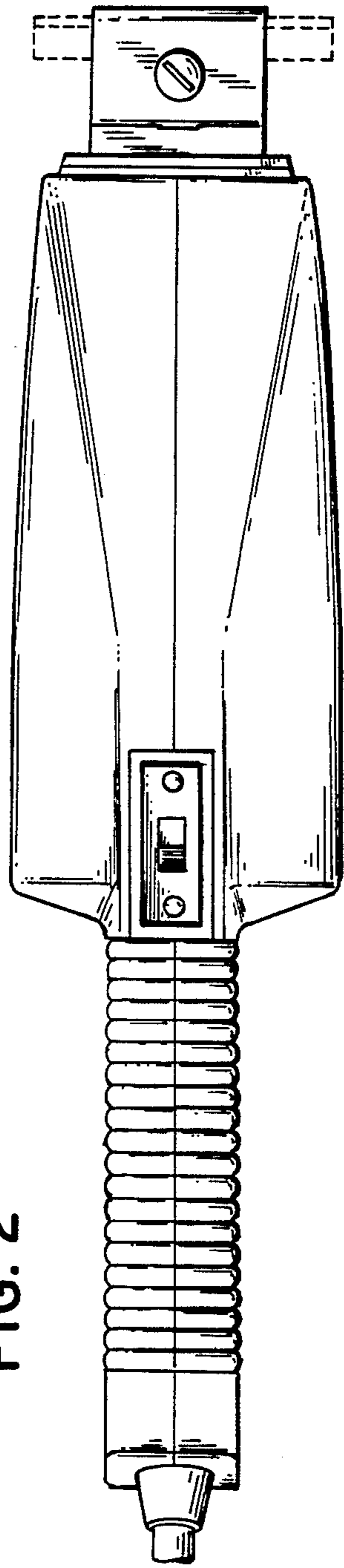


FIG. 2



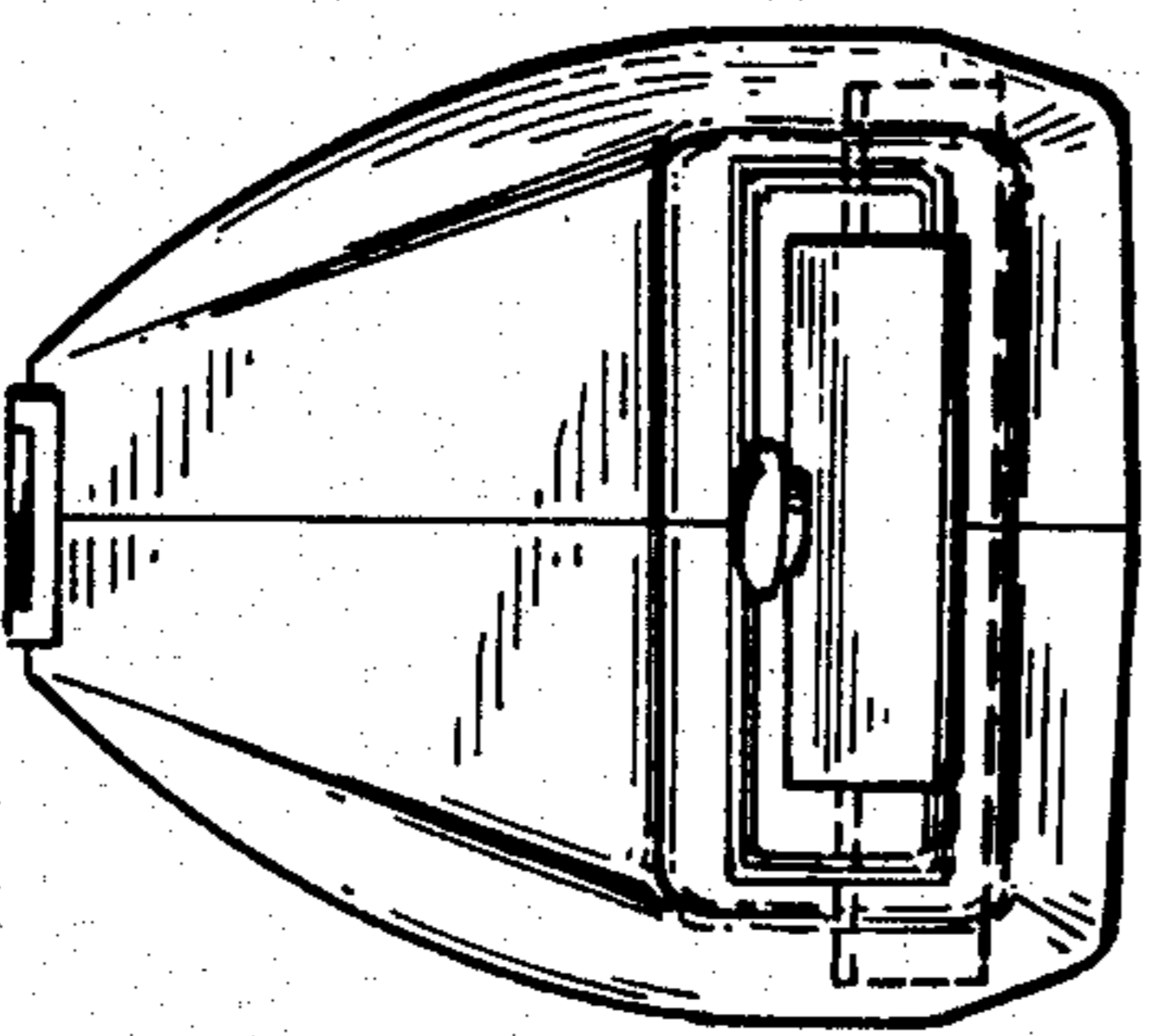


FIG. 3

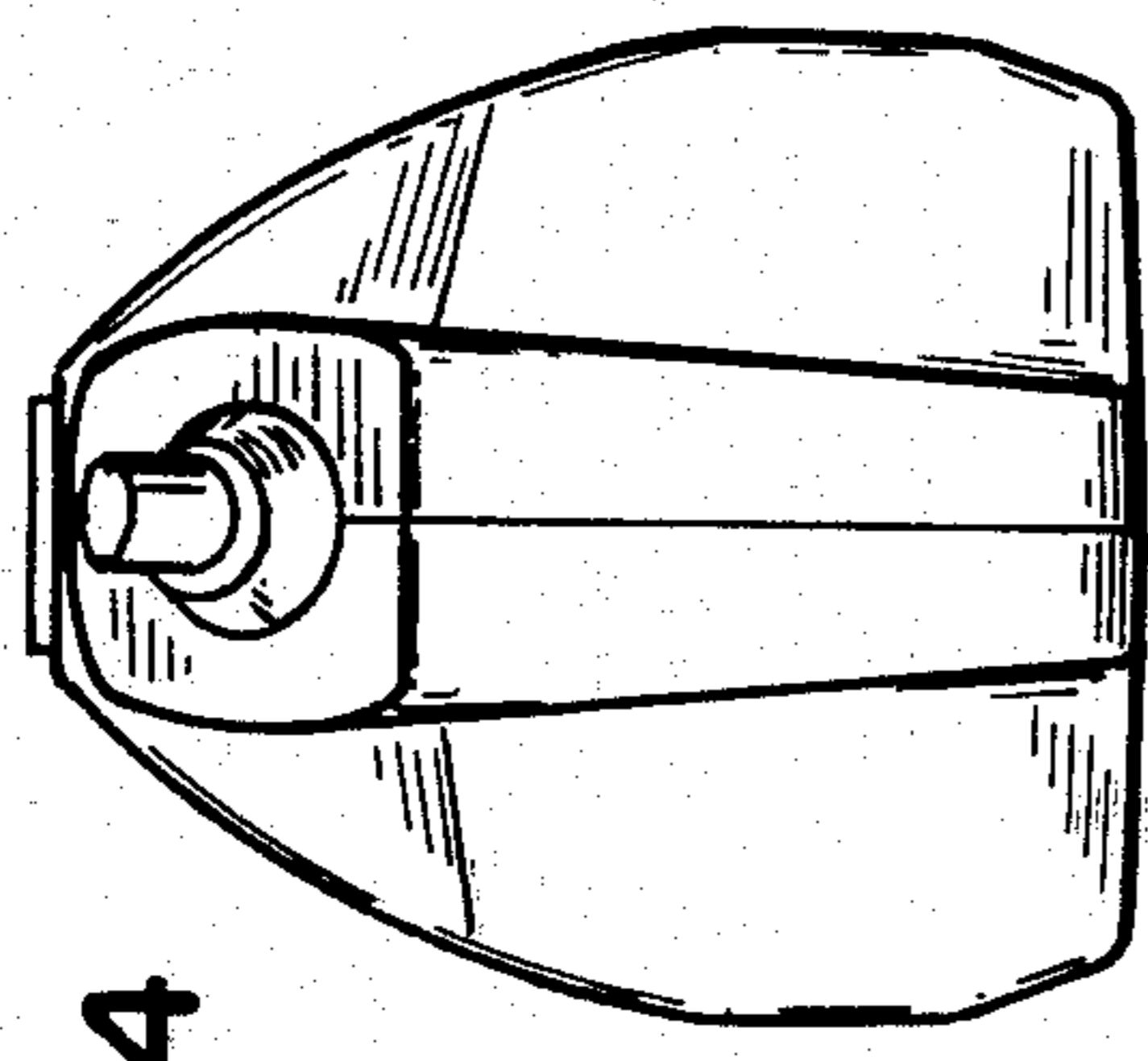


FIG. 4

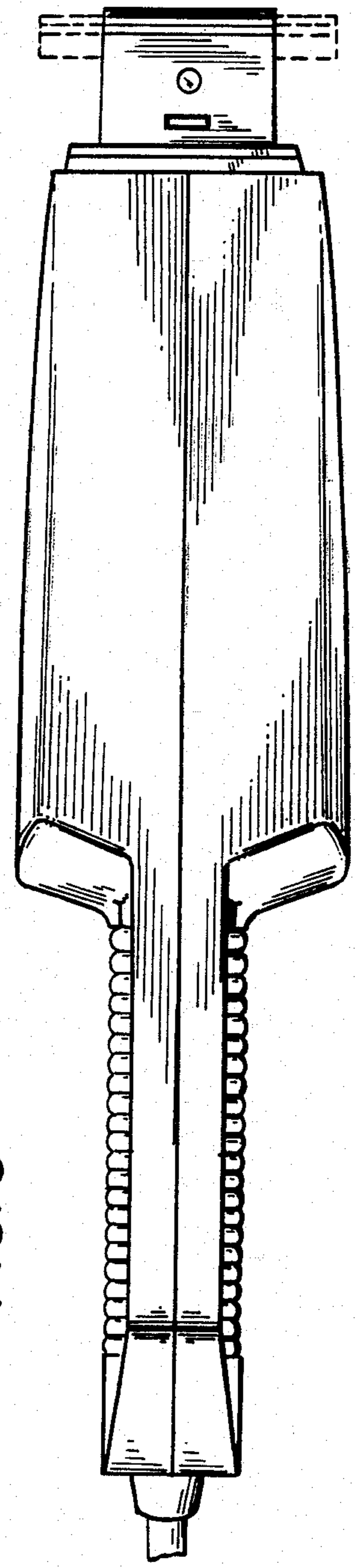


FIG. 5