

[54] INSULATED PITCHER OR THE LIKE

[75] Inventor: Anso Zimmermann, Bad Hersfeld, Fed. Rep. of Germany

[73] Assignee: Rotpunkt Dr. Anso Zimmermann, Niederaula, Fed. Rep. of Germany

[**] Term: 14 Years

[21] Appl. No.: 568,218

[22] Filed: Jan. 4, 1984

[30] Foreign Application Priority Data

Sep. 17, 1983 [DE] Fed. Rep. of Germany MR201

[52] U.S. Cl. D7/317; D7/319

[58] Field of Search D7/77, 310, 312, 316-322

[56] References Cited

U.S. PATENT DOCUMENTS

- D. 14,934 4/1884 Rice D7/321
- D. 44,602 9/1913 Altenberg D7/317
- D. 104,452 5/1937 Kelly D7/320 X
- D. 111,339 9/1938 Titze D7/317
- 3,844,450 10/1974 Johnson D7/77 X

OTHER PUBLICATIONS

Mikasa Retailing Home Furnishings insert from HFD Sec. One, Sep. 13, 1982, page open, left side, Coffee Pot with Items A, B, C, Cerastone Lacy Fern, Dewdrops. Tabletop 1980, HFD Sec. A, back cover page, Jan. 7, 1980, Pot at top "Fjord"—Denby Oven to Tableware.



Primary Examiner—Winifred E. Herrmann
Attorney, Agent, or Firm—Scully, Scott, Murphy & Presser

CLAIM

[57] The ornamental design for an insulated pitcher or the like, substantially as shown and described.

DESCRIPTION

FIG. 1 is a front and side perspective view of an insulated pitcher or the like, showing my new design;
FIG. 2 is a rear elevational view thereof;
FIG. 3 is a front elevational view thereof;
FIG. 4 is a side elevational view thereof, the other side being a mirror-image;
FIG. 5 is a top plan view thereof, the bottom of the insulated pitcher or the like being unornamented.






FIG. 1

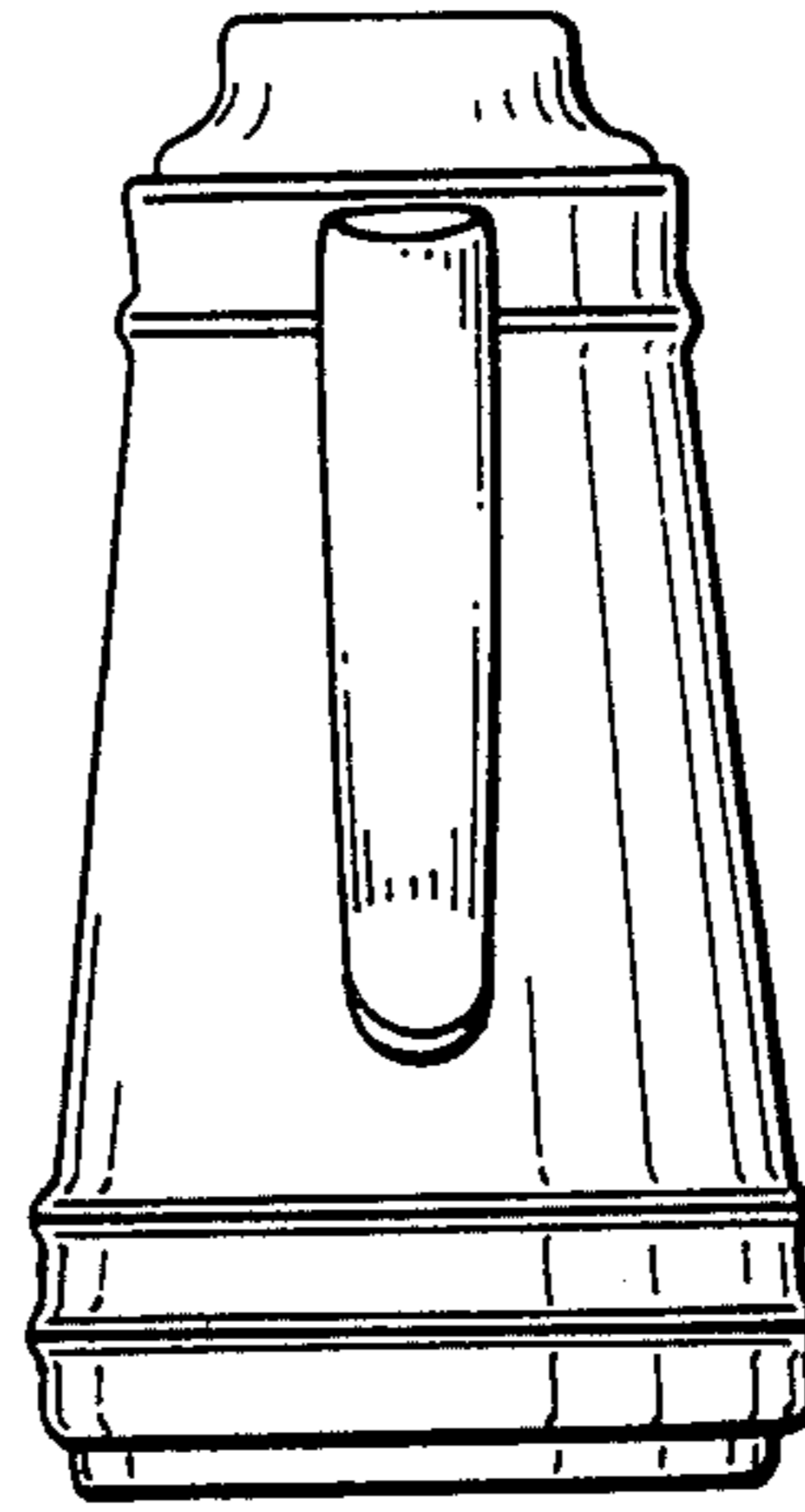


FIG. 2

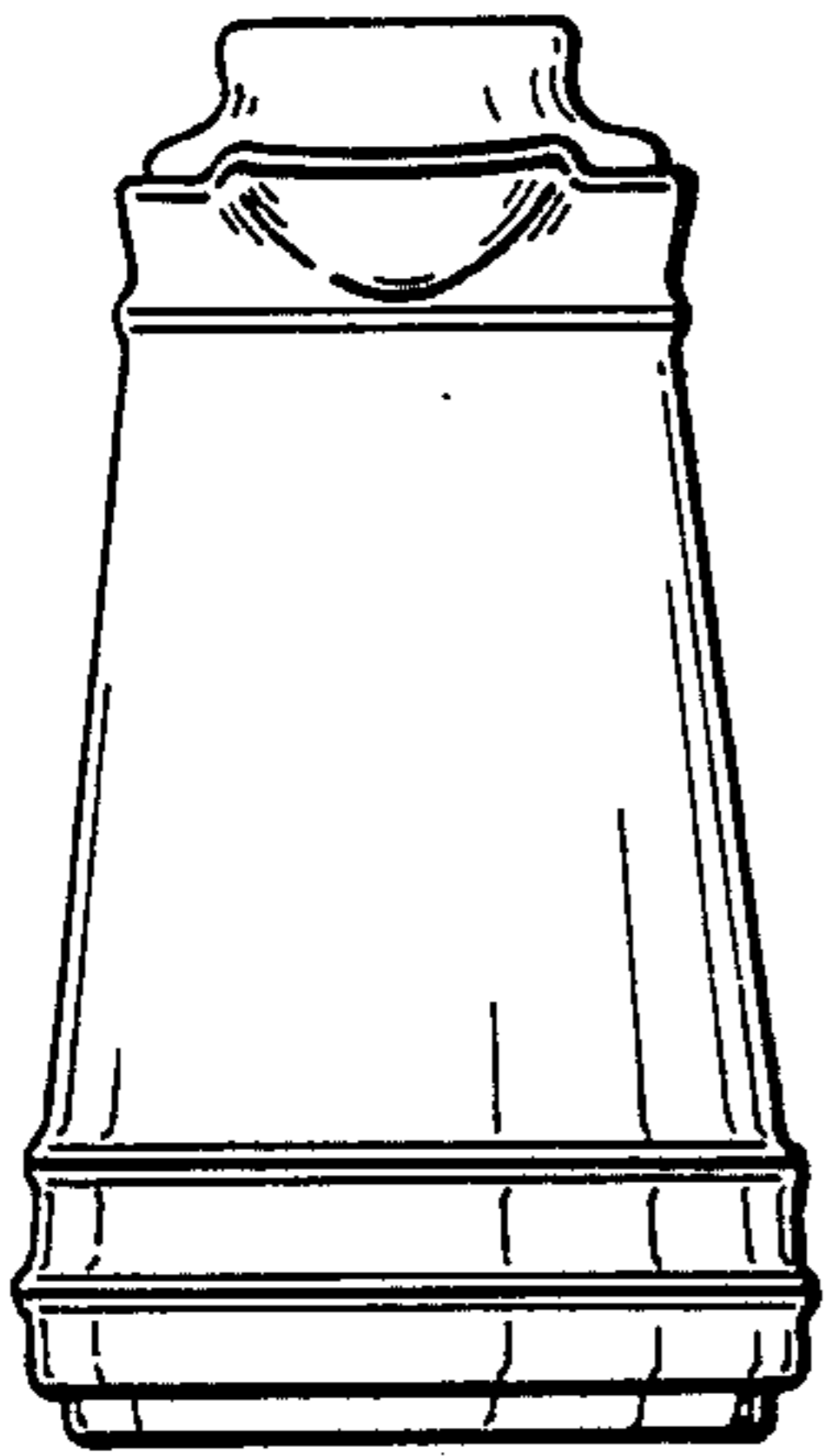


FIG. 3




FIG. 4

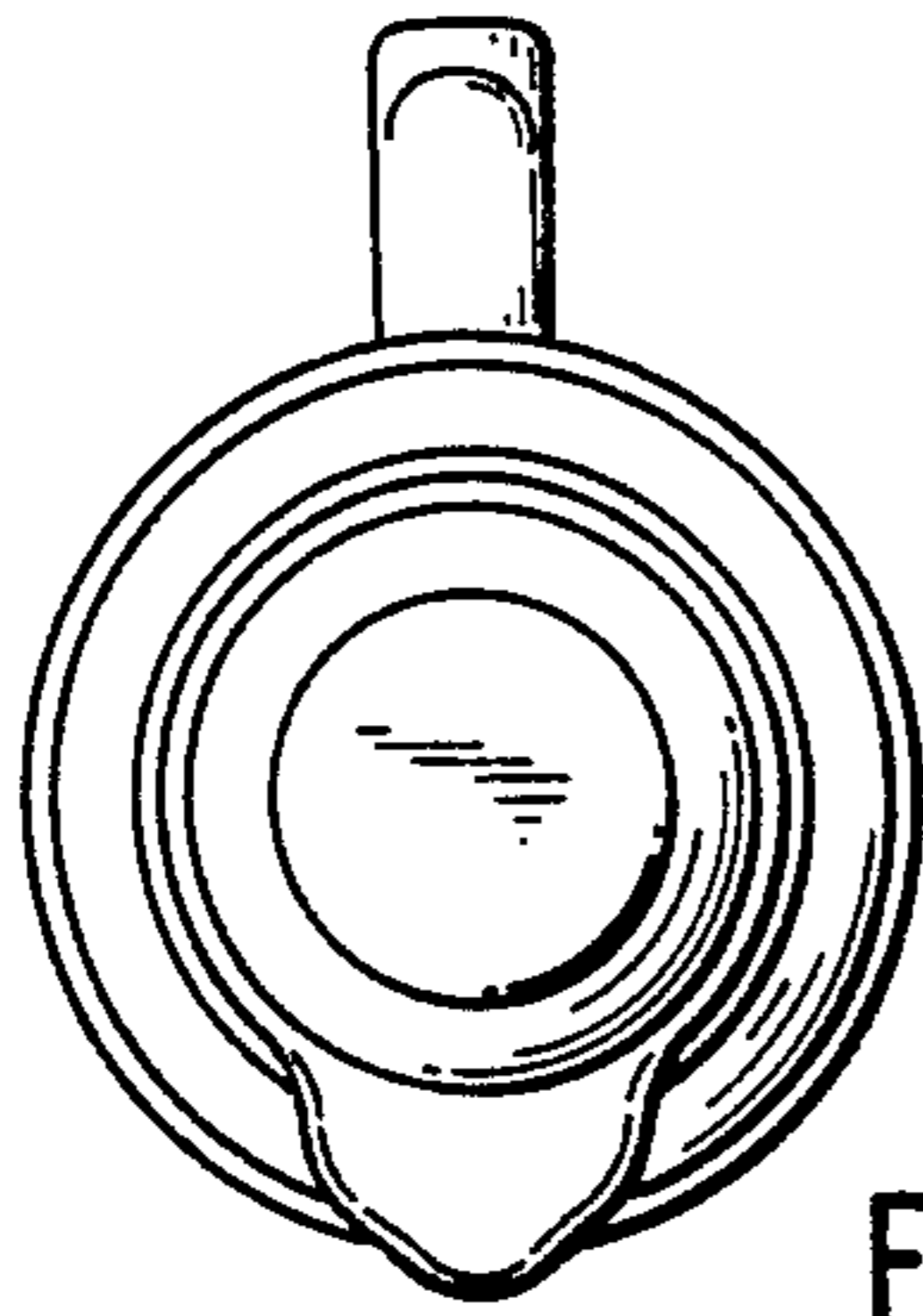


FIG. 5