

[54] **PAINTING IMPLEMENT HANDLE**

[75] **Inventor: James F. Mariol, Cincinnati, Ohio**

[73] **Assignee: The Scott & Fetzer Company,  
Lakewood, Ohio**

[\*\*] **Term: 14 Years**

[21] **Appl. No.: 605,783**

[22] **Filed: May 1, 1984**

[52] **U.S. Cl. .... D4/115**

[58] **Field of Search ..... 401/289, 137, 143, 144,  
401/146-150, 171-182, 196, 203-207, 268, 270,  
275, 278, 279; D4/114, 115, 138, 199**

[56] **References Cited**

**U.S. PATENT DOCUMENTS**

D. 205,440	8/1966	McMullen	.....	D4/115
945,879	1/1910	Wardwell	.	
2,785,425	3/1957	Lenk	.....	401/289 X
3,195,170	7/1965	Howard	.....	401/149 X
3,197,800	8/1965	Karkut	.....	401/149

3,304,573	2/1967	Stefely	.....	401/187
3,371,980	3/1968	Stefely	.....	401/289 X
3,603,694	9/1971	Hamm	.....	401/289 X

**FOREIGN PATENT DOCUMENTS**

480873	3/1938	United Kingdom	.....	401/150
860102	2/1961	United Kingdom	.....	401/150

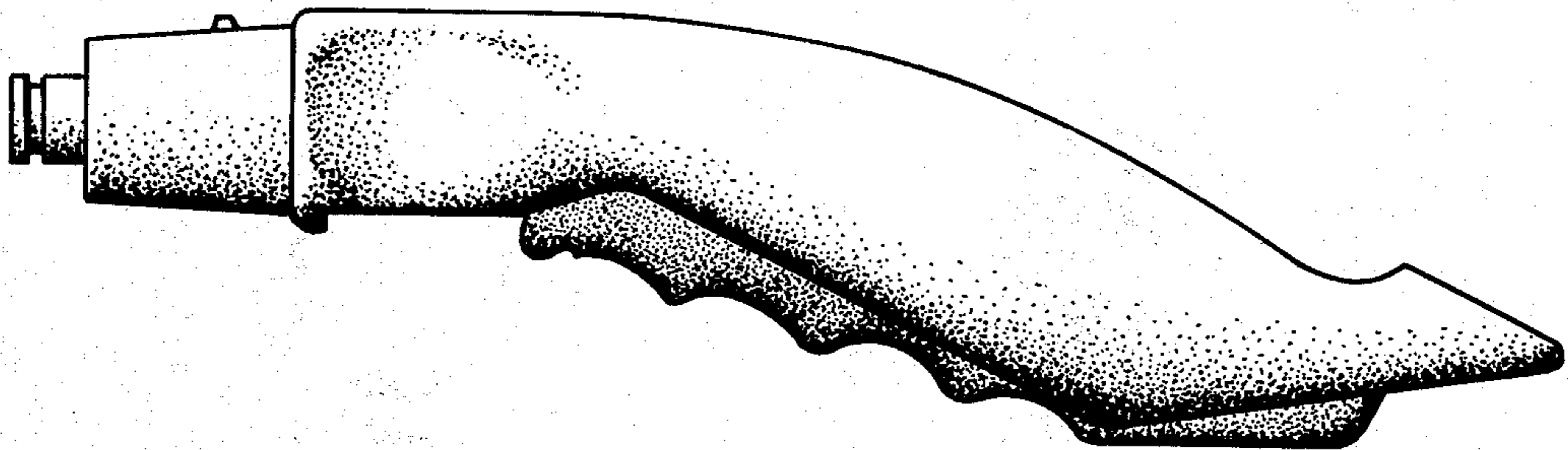
*Primary Examiner*—Catherine E. Kemper  
*Attorney, Agent, or Firm*—Wood, Herron & Evans

[57] **CLAIM**

The ornamental design for a painting implement handle, as shown and described.

**DESCRIPTION**

FIG. 1 is a side elevational view of a painting implement handle, showing my new design, the opposite side being a mirror image thereof;  
FIG. 2 is a top plan view thereof;  
FIG. 3 is a bottom plan view thereof;  
FIG. 4 is a front elevational view thereof;  
FIG. 5 is a rear elevational view thereof.



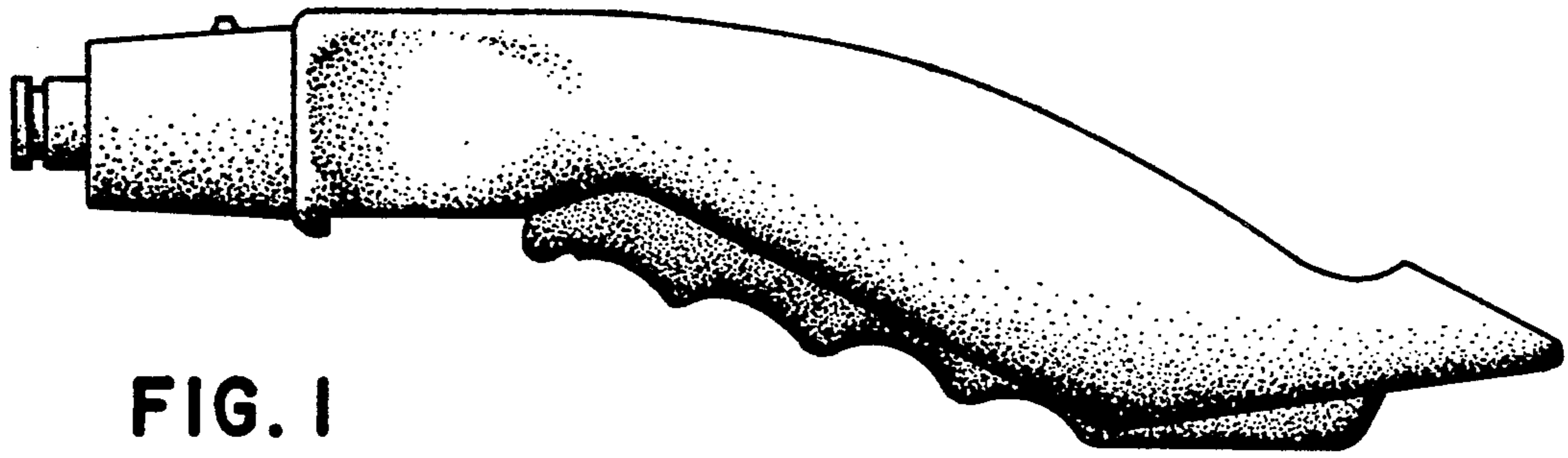


FIG. 1



FIG. 2




FIG. 3

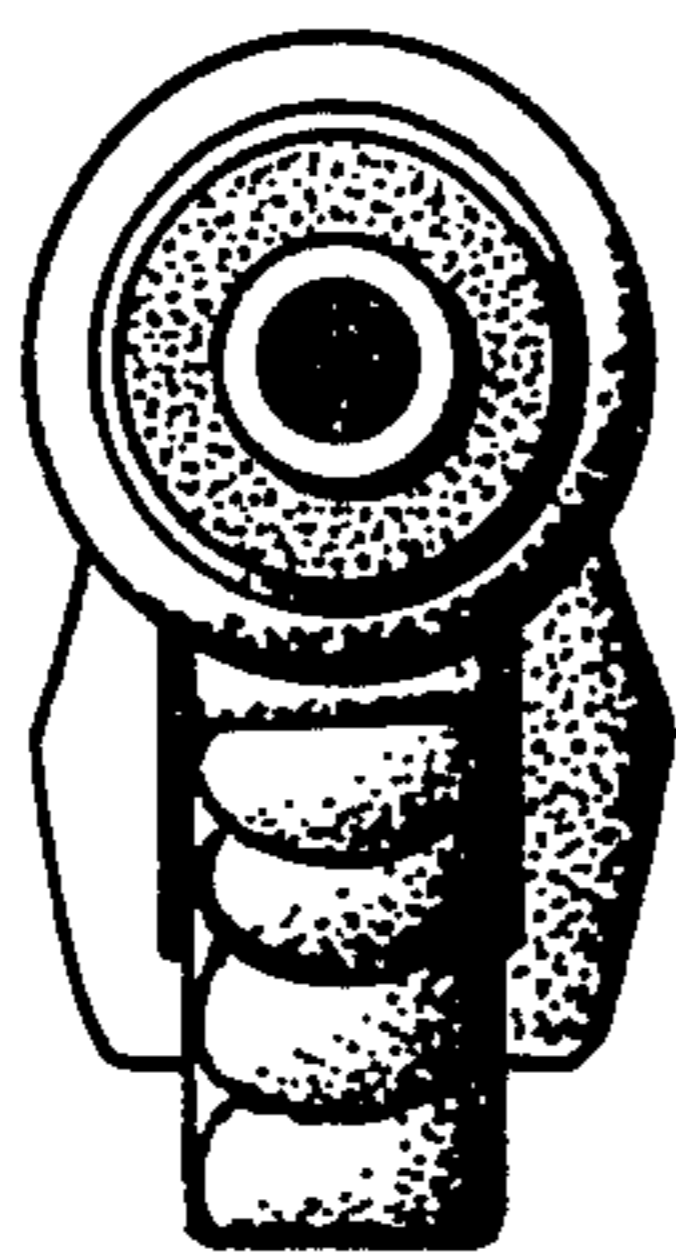


FIG. 4

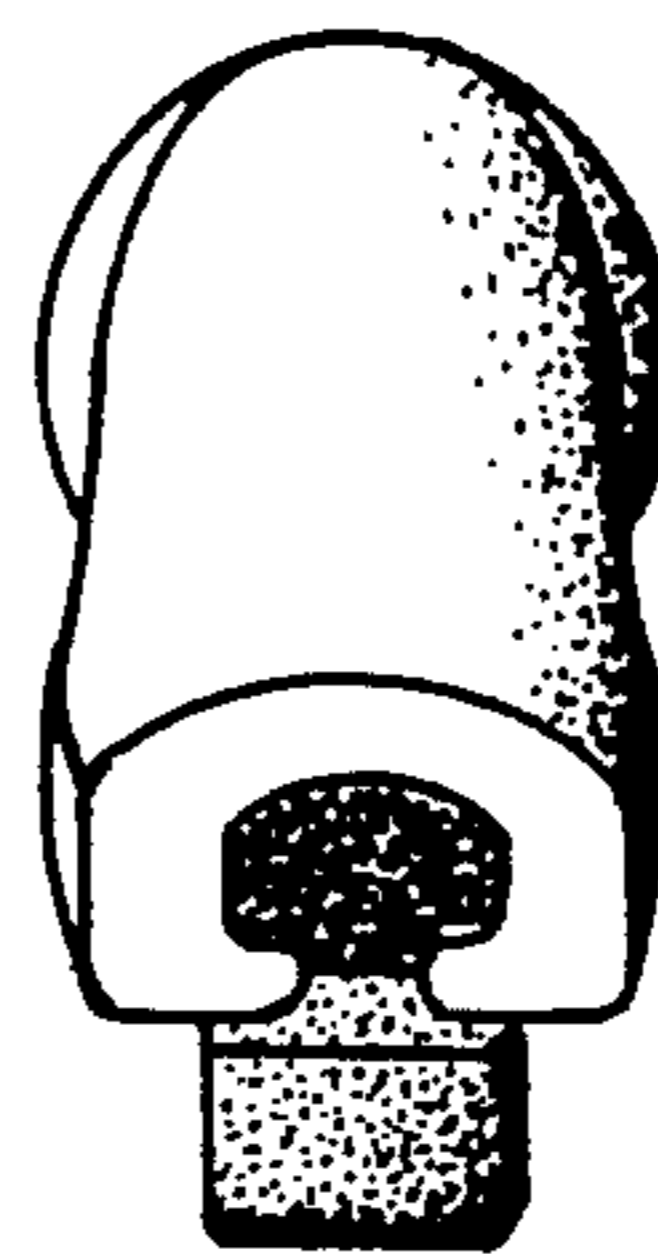


FIG. 5