

[54] **VACUUM CLEANER**

[75] **Inventors: Kenichi Haruguchi; Sachio Yamamoto; Akira Tsukata, all of Osaka, Japan**

[73] **Assignee: Sharp Corporation, Osaka, Japan**

[**] **Term: 14 Years**

[21] **Appl. No.: 585,348**

[22] **Filed: Mar. 1, 1984**

[30] **Foreign Application Priority Data**

Sep. 6, 1983 [JP] Japan 58-39190

[52] **U.S. Cl. D32/21**

[58] **Field of Search D32/15-19, D32/21-24, 31, 33, 38-39, 66; 15/327 C, 327 D, 327 E, 327 F, 327 R, 300 R, 319, 324-326, 344-345, 347, 349, 350, 362-363, 411-412**

[56] **References Cited**

U.S. PATENT DOCUMENTS

D. 261,266	10/1981	Yoshida et al.	D32/21
D. 270,390	8/1983	Ayukawa et al.	D32/21
3,621,640	10/1969	Ohno et al.	15/327 E
4,299,007	11/1981	Hug	15/327 R
4,545,794	10/1985	Himukai	15/327 E

Primary Examiner—Catherine E. Kemper
Assistant Examiner—Ruth E. Takemoto
Attorney, Agent, or Firm—Flehr, Hohbach, Test, Albritton & Herbert

[57] **CLAIM**

The ornamental design for a vacuum cleaner, as shown and described.

DESCRIPTION

FIG. 1 is a top plan view of a vacuum cleaner showing our new design;


FIG. 2 is a bottom plan view thereof;

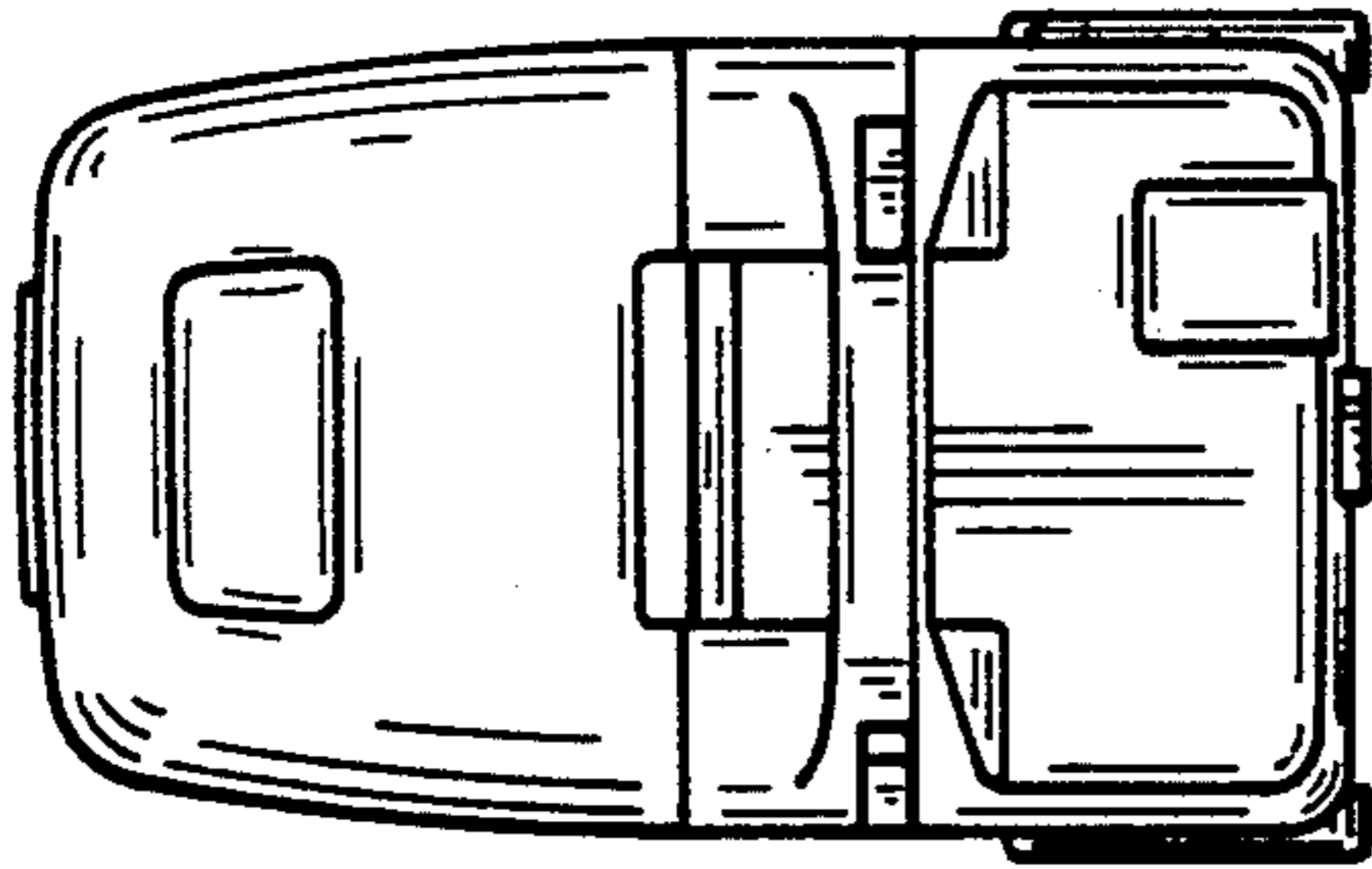
FIG. 3 is a side elevational view thereof;

FIG. 4 is an opposite side elevational view thereof;

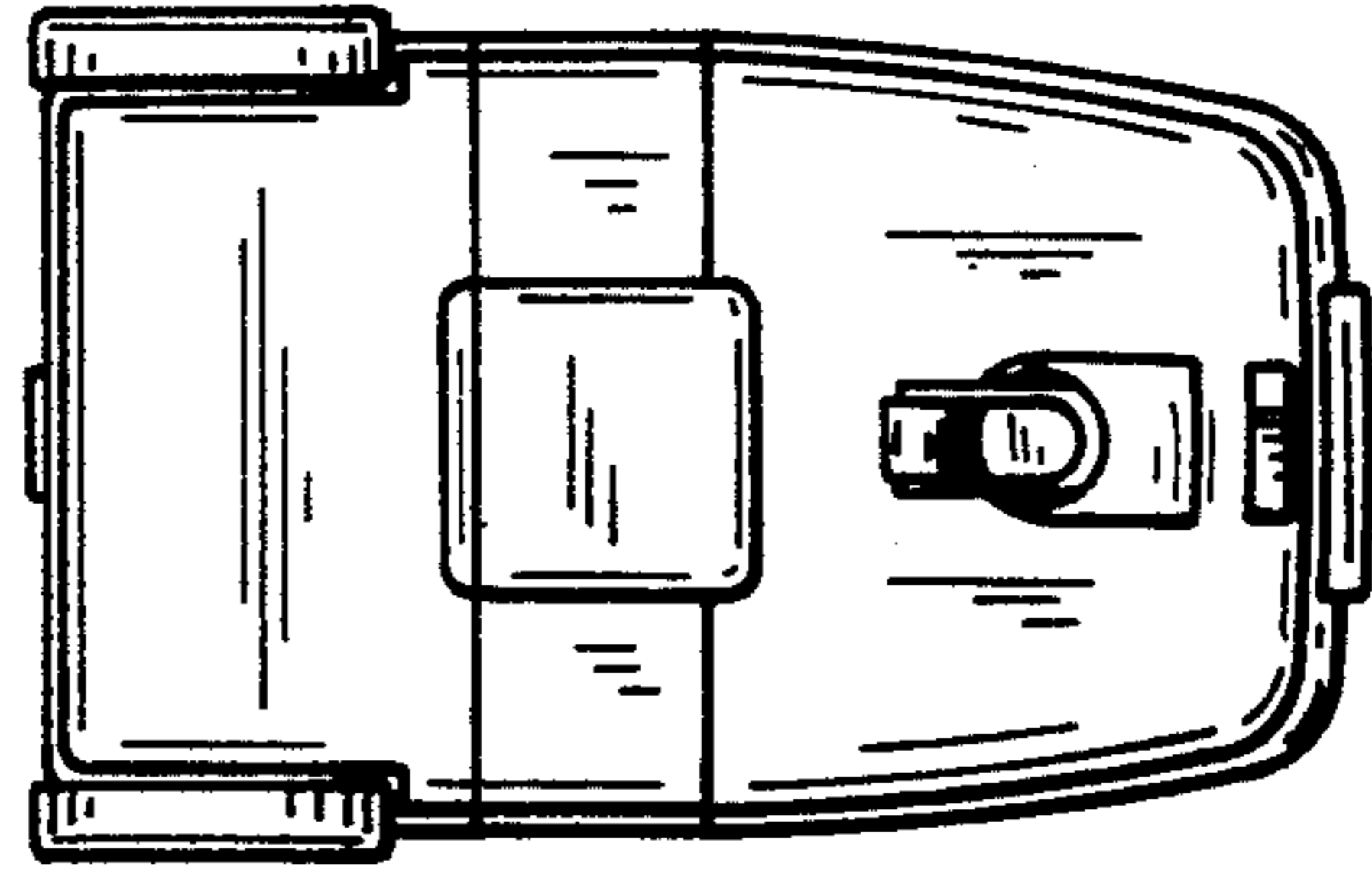
FIG. 5 is a rear elevational view thereof; and

FIG. 6 is a front elevational view thereof.






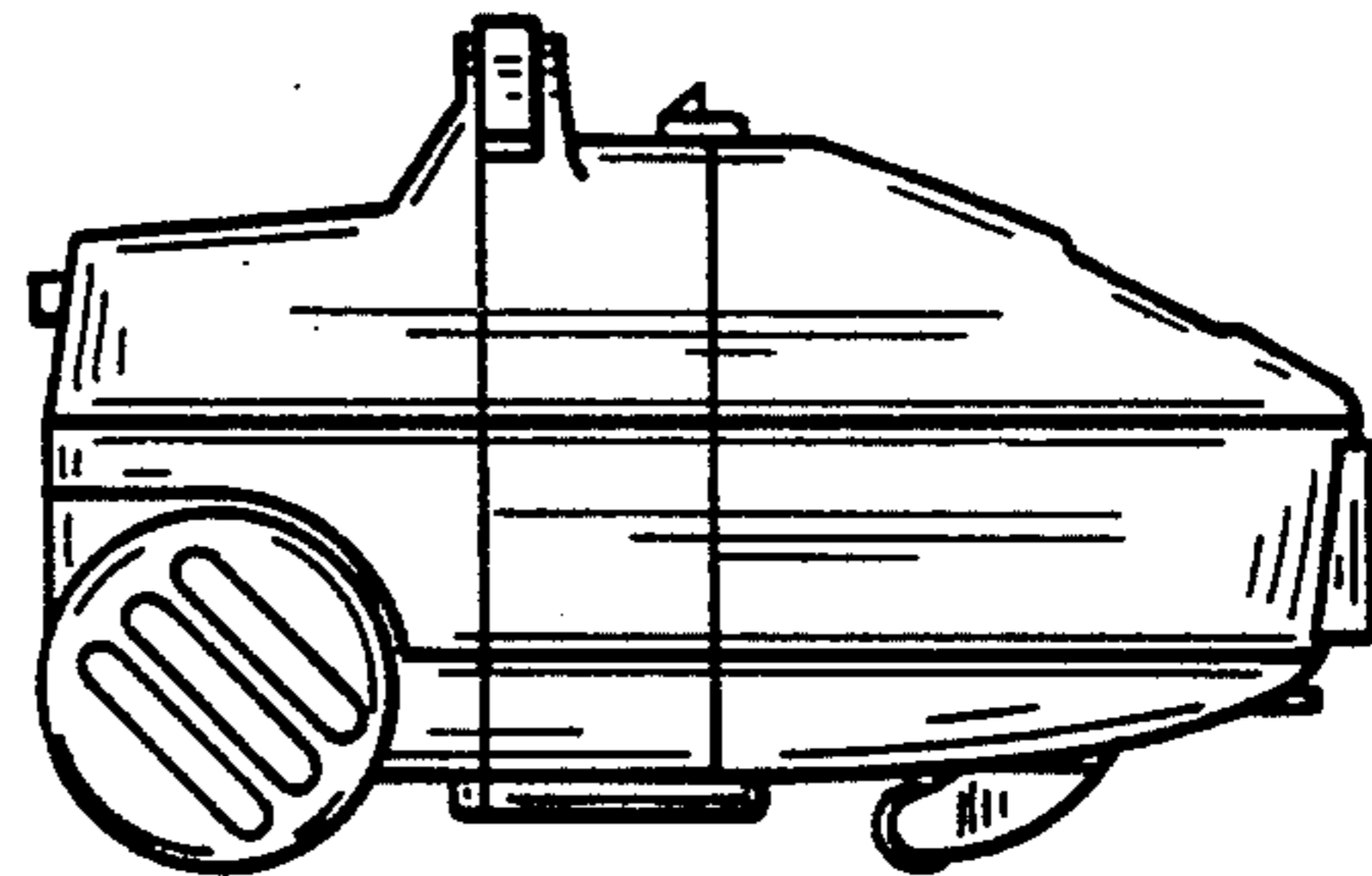
FIG_1




FIG_2




FIG_3



FIG_4



FIG_5



FIG_6