

[54] **COSMETICS APPLICATOR**

[75] **Inventor: Helen C. Bulwik, Hayward, Calif.**

[73] **Assignee: Sanca International Inc., San Francisco, Calif.**

[\*\*] **Term: 14 Years**

[21] **Appl. No.: 635,289**

[22] **Filed: Jul. 27, 1984**

[30] **Foreign Application Priority Data**

Aug. 2, 1984 [GB] United Kingdom ..... 1017665  
[52] **U.S. Cl. .... D28/7; D19/43; D19/51**  
[58] **Field of Search .... D28/4, 7-10, D28/85, 88, 99; D19/41, 43, 45, 49, 51, 54, 55, 57; D24/63; 132/1 R, 9, 79 B, 79 C, 82 A, 88.5, 88.7, DIG. 3, DIG. 4**

[56] **References Cited**

**U.S. PATENT DOCUMENTS**

D. 200,385 2/1965 Tinsley ..... D28/7  
D. 271,050 10/1983 Berkman ..... D28/88  
2,246,838 6/1941 Castino ..... 132/74.5

**OTHER PUBLICATIONS**

Office Products, 9/1972, p. 32—Magic Marker 309 at right.

*Primary Examiner*—Louis S. Zarfes  
*Attorney, Agent, or Firm*—Owen, Wickersham & Erickson

[57] **CLAIM**

The ornamental design for a cosmetics applicator, substantially as shown and described.

**DESCRIPTION**

FIG. 1 is a rear elevational view of a cosmetics applicator, with its cover member in place, showing my new design;  
FIG. 2 is a left side elevational view thereof;  
FIG. 3 is a front elevational view thereof;  
FIG. 4 is a right side elevational view thereof;  
FIG. 5 is a bottom view thereof;  
FIG. 6 is a top view thereof;  
FIG. 7 is a partially exploded view showing the cover removed and partially shown in section, and showing the upper portion of the uncovered main portion exposing the applicator top, in a fragmentary left side elevational view, the lower portion being broken off;  
FIG. 8 is a fragmentary front elevational view of the upper portion of the uncovered main portion; and  
FIG. 9 is an enlarged top plan view of the uncovered main portion.



FIG. 1

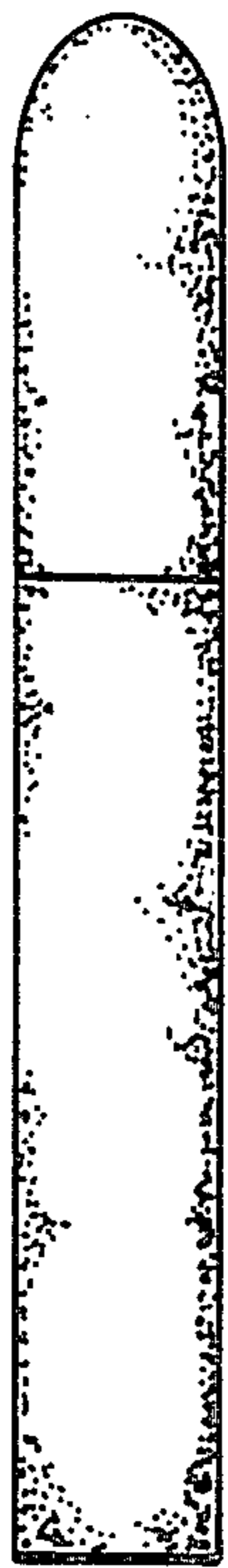


FIG. 2



FIG. 3




FIG. 4

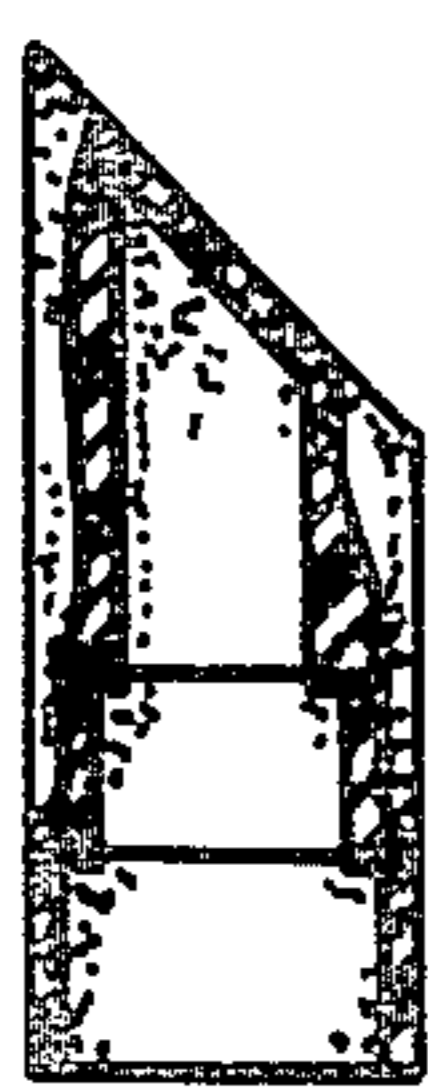


FIG. 7

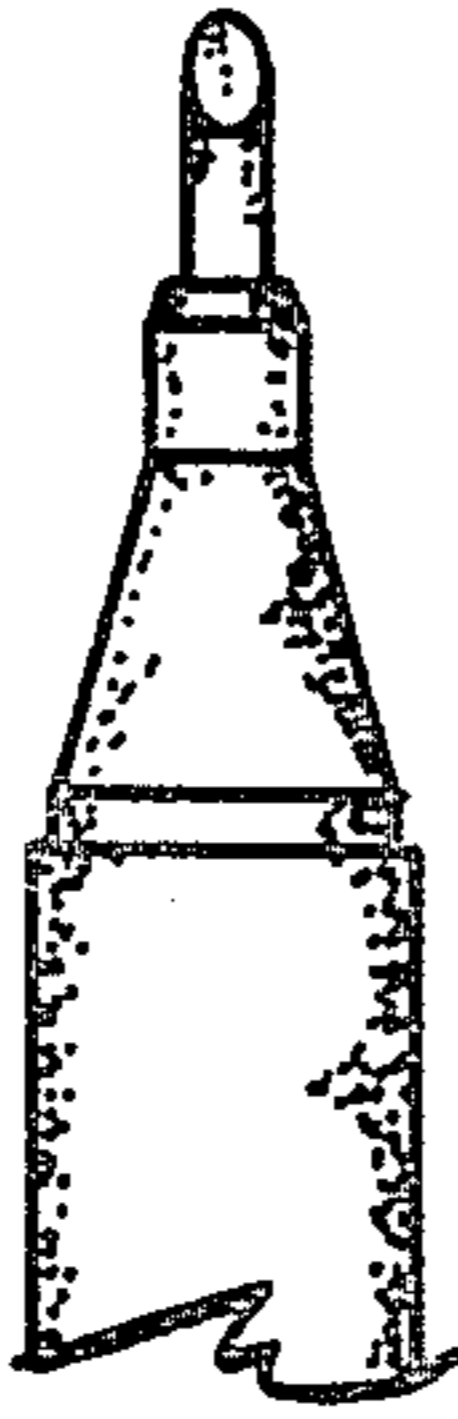
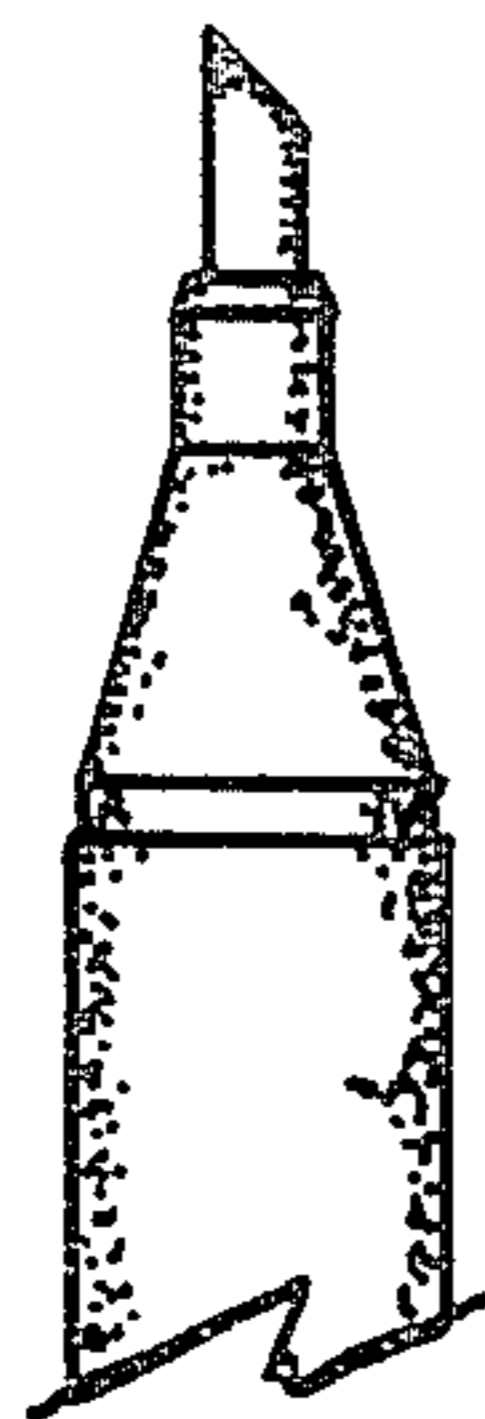


FIG. 8



FIG. 5



FIG. 6

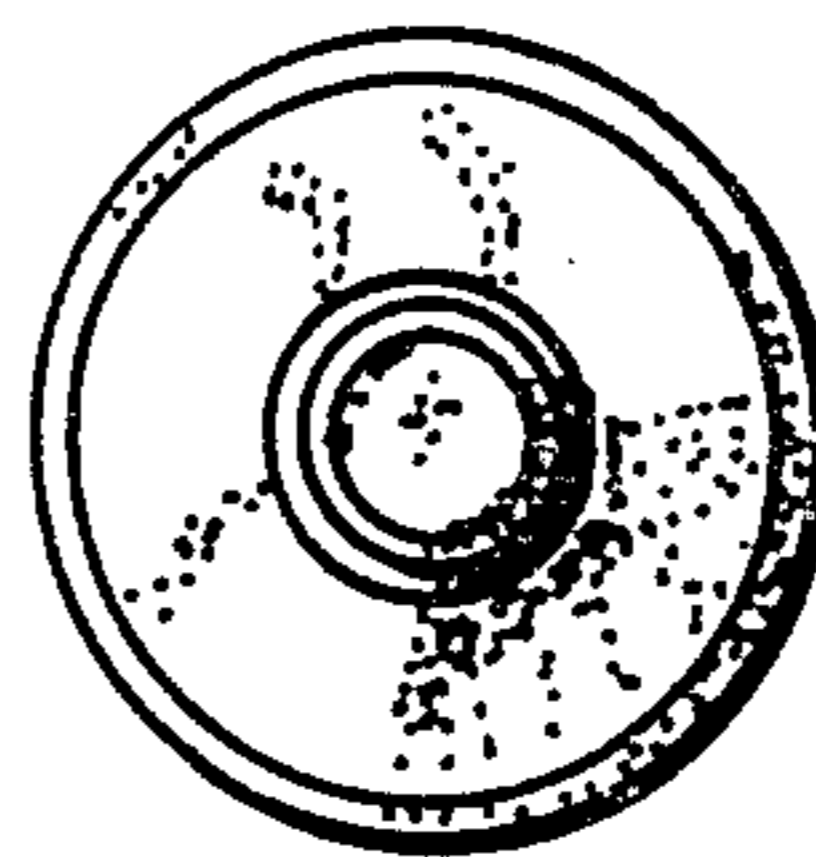


FIG. 9