

[54] ARTICLE OF FLATWARE

[75] Inventor: Horst Schultz, Frankfurt, Fed. Rep. of Germany

[73] Assignee: AMC International ALFA Metalcraft Corporation, Fed. Rep. of Germany

[**] Term: 14 Years

[21] Appl. No.: 561,634

[22] Filed: Dec. 15, 1983

[52] U.S. Cl. D7/137

[58] Field of Search D7/137, 138, 148, 150-152; 30/324

[56] References Cited

U.S. PATENT DOCUMENTS

D. 41,740	9/1911	Crowell, Jr.	D7/137
D. 67,900	7/1925	O'Brien et al.	D7/137
D. 172,356	6/1954	Metcalf	D7/137
D. 246,089	10/1977	Nicholas	D7/150
D. 249,114	8/1978	Knoppe et al.	D7/137

OTHER PUBLICATIONS

The Silver Lining, Mar./Apr. 1976, p. 3—"1776" Plain Pattern.

Gifts & Decorative Accessories, 5/1977, p. 83—Cluny Pattern.

Primary Examiner—Louis S. Zarfes

Attorney, Agent, or Firm—Webb, Burden, Robinson & Webb

[57] CLAIM

The ornamental design for an article of flatware, substantially as shown and described.

DESCRIPTION

FIG. 1 is a front elevational view of an article of flatware showing my new design as embodied in a fork;

FIG. 2 is a left side elevational view of the fork of FIG. 1;

FIG. 3 is a right side elevational view of the fork of FIG. 1;

FIG. 4 is a rear elevational view of the fork of FIG. 1;

FIG. 5 is an end elevational view of the fork from the top of FIG. 1;

FIG. 6 is an end elevational view of the fork from the bottom of FIG. 1;

FIG. 7 is an enlarged section taken along lines 7—7 in FIG. 1;

FIG. 8 is a front elevational view of an article of flatware showing my new design as embodied in a carving fork;

FIG. 9 is a left side elevational view of the carving fork of FIG. 8;

FIG. 10 is a right side elevational view of the carving fork of FIG. 8;

FIG. 11 is a rear elevational view of the carving fork of FIG. 8;

FIG. 12 is an end elevational view of the carving fork from the top of FIG. 8;

FIG. 13 is an end elevational view of the carving fork from the bottom of FIG. 8;

FIG. 14 is a front elevational view of an article of flatware showing my new design as embodied in a spoon;

FIG. 15 is a left side elevational view of the spoon of FIG. 14;

FIG. 16 is a right side elevational view of the spoon of FIG. 14;

FIG. 17 is a rear elevational view of the spoon of FIG. 14;

FIG. 18 is an end elevational view of the spoon from the top of FIG. 14;

FIG. 19 is an end elevational view of the spoon from the bottom of FIG. 14;

FIG. 20 is a front elevational view of an article of flatware showing my new design as embodied in a vegetable spoon;

FIG. 21 is a left side elevational view of the vegetable spoon of FIG. 20;

FIG. 22 is a right side elevational view of the vegetable spoon of FIG. 20;

FIG. 23 is a rear elevational view of the vegetable spoon of FIG. 20;

FIG. 24 is an end elevational view of the vegetable spoon from the top of FIG. 20;

FIG. 25 is an end elevational view of the vegetable spoon from the bottom of FIG. 20;

FIG. 26 is a left side elevational view of an article of flatware showing my new design as embodied in a sauce ladle;

FIG. 27 is a rear elevational view of the sauce ladle of FIG. 26;

FIG. 28 is a front elevational view of the sauce ladle of FIG. 26;

FIG. 29 is a right side elevational view of the sauce ladle of FIG. 26;

FIG. 30 is an end elevational view of the sauce ladle from the top of FIG. 26; and

FIG. 31 is an end elevational view of the sauce ladle from the bottom of FIG. 26.

The distinguishing feature of my design for an article of flatware resides in the handle configuration wherein the side edges of the handle are chamfered.

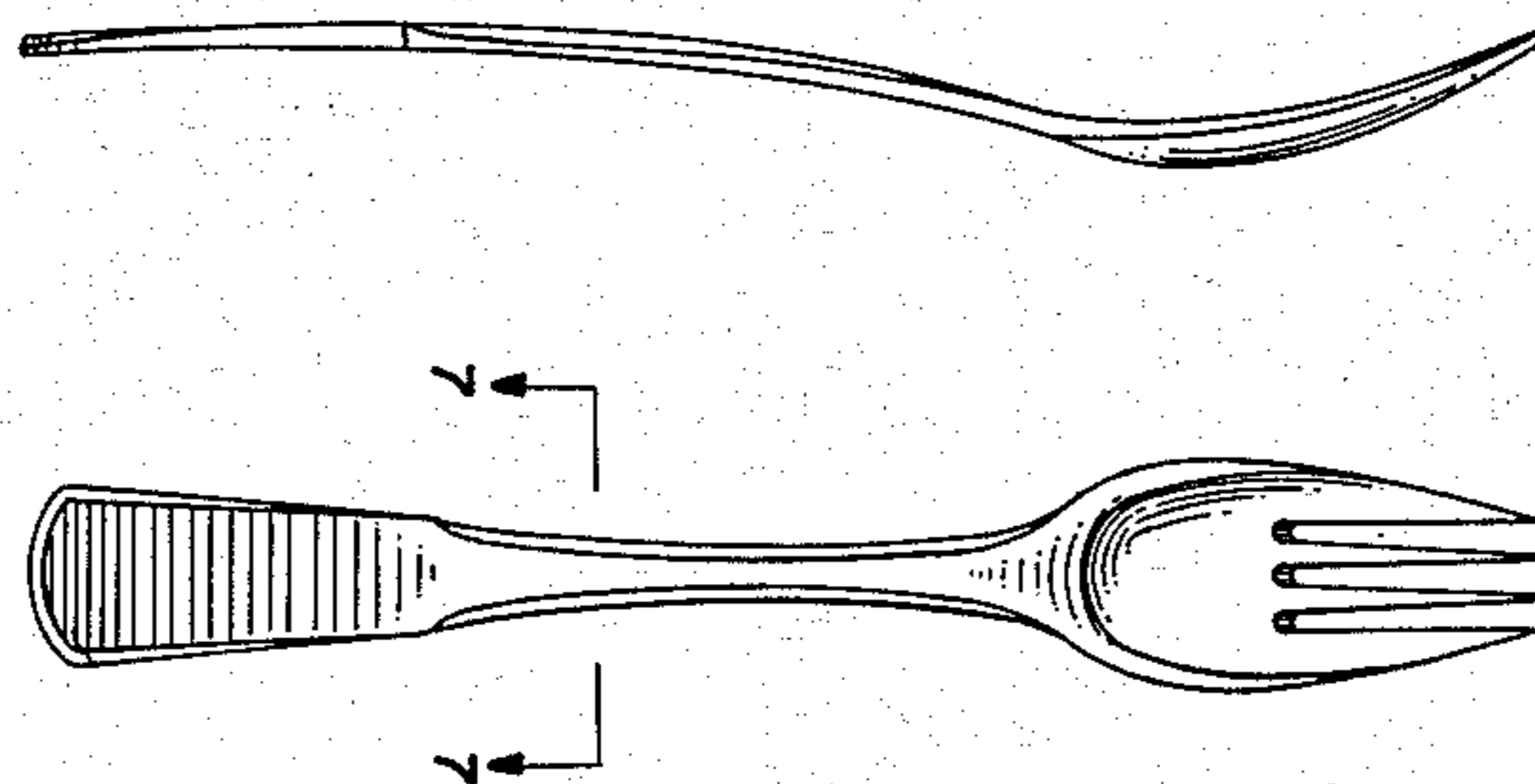


FIG. 2

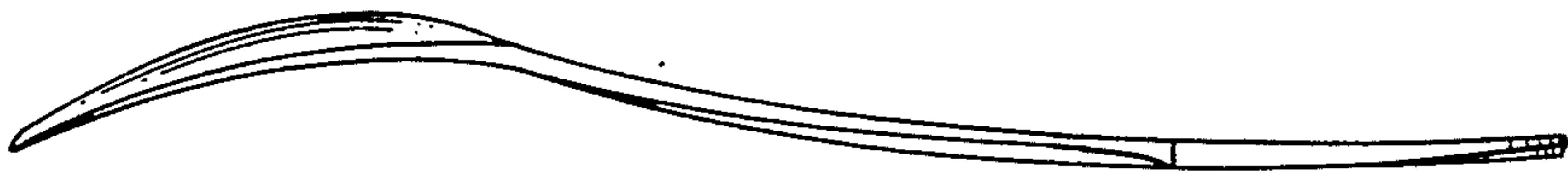


FIG. 1

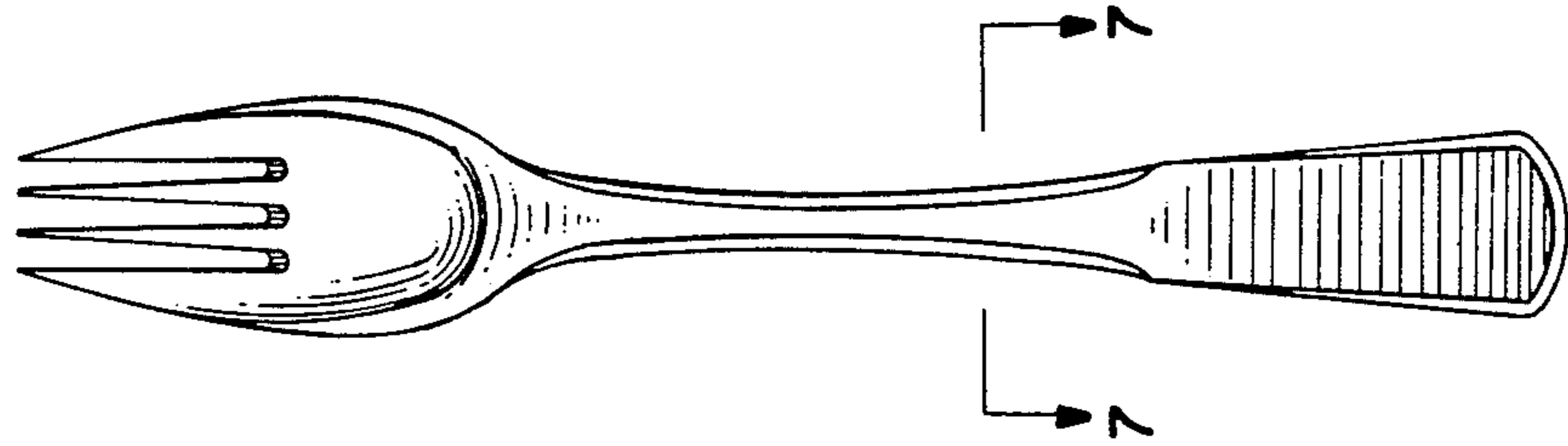


FIG. 3



FIG. 4

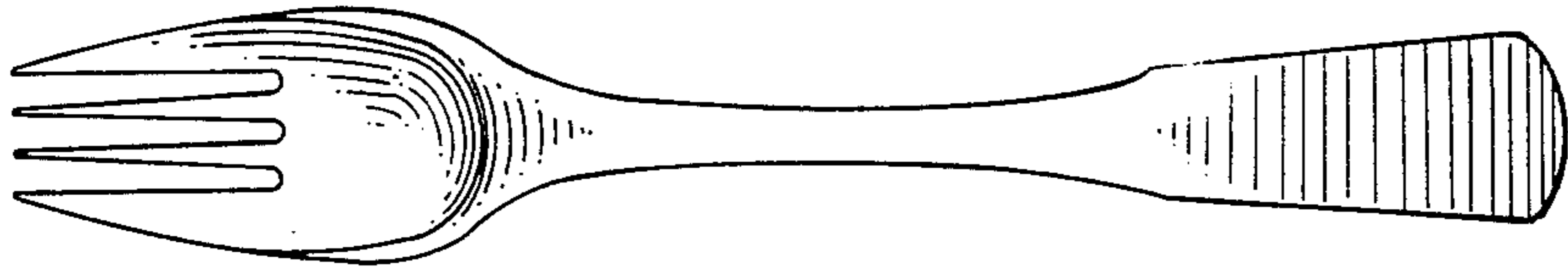


FIG. 5

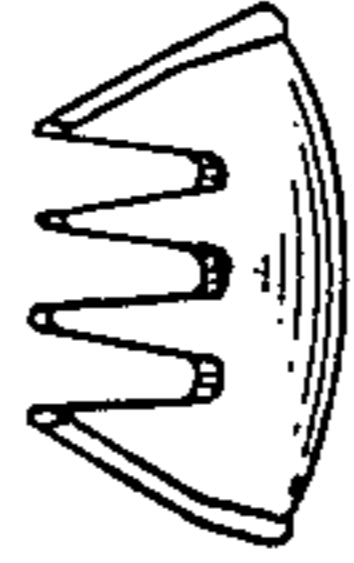


FIG. 6

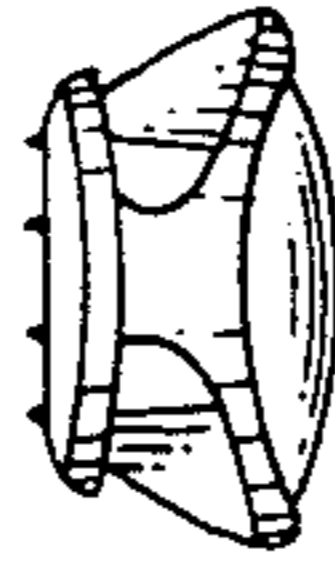


FIG. 7



FIG. 9




FIG. 8




FIG. 10




FIG. 11




FIG. 12

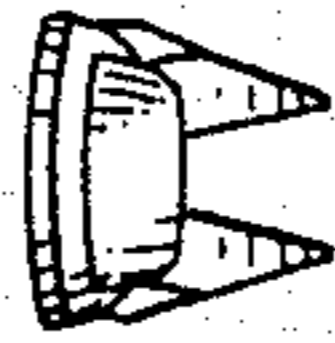


FIG. 13

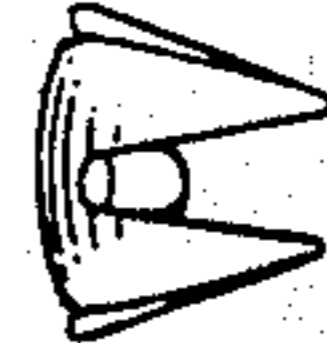


FIG. 15



FIG. 14

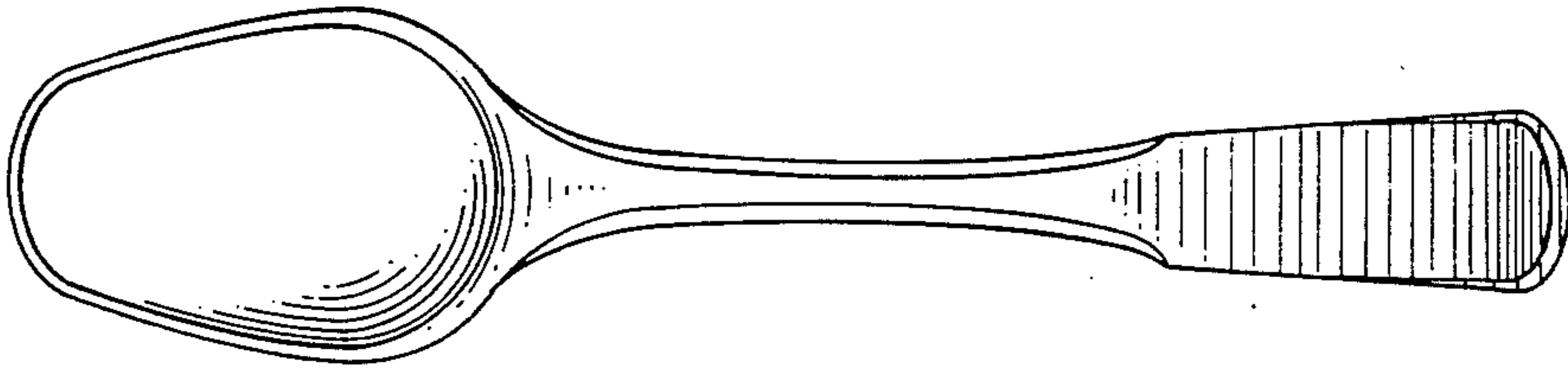


FIG. 16



FIG. 17

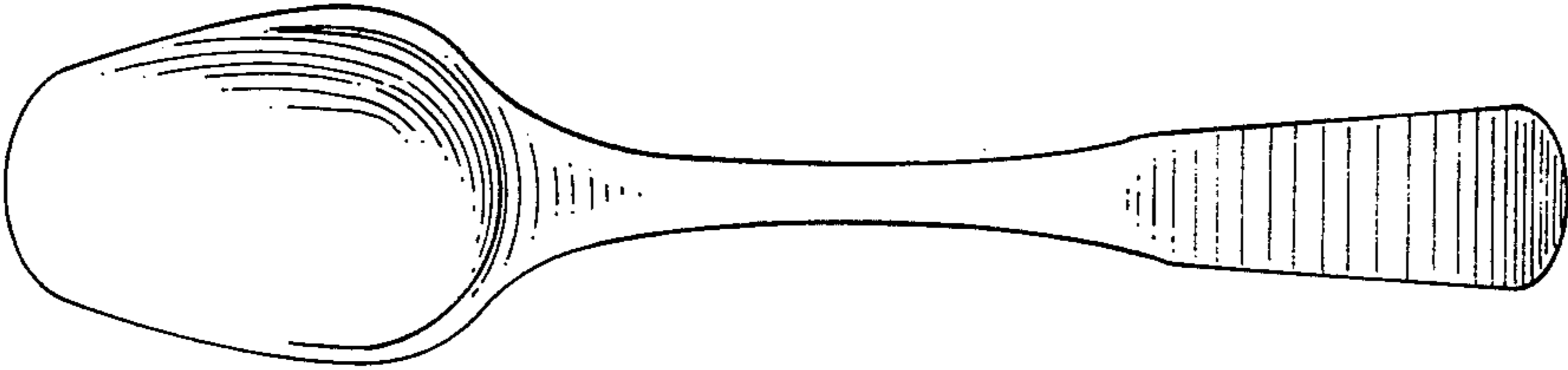


FIG. 18

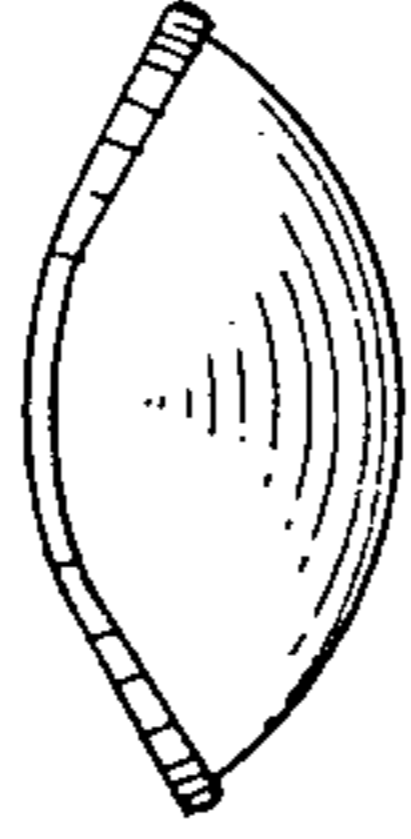


FIG. 19

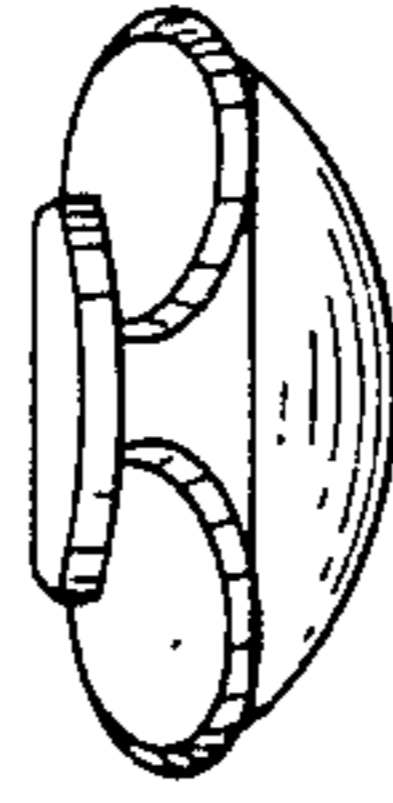


FIG. 21




FIG. 20

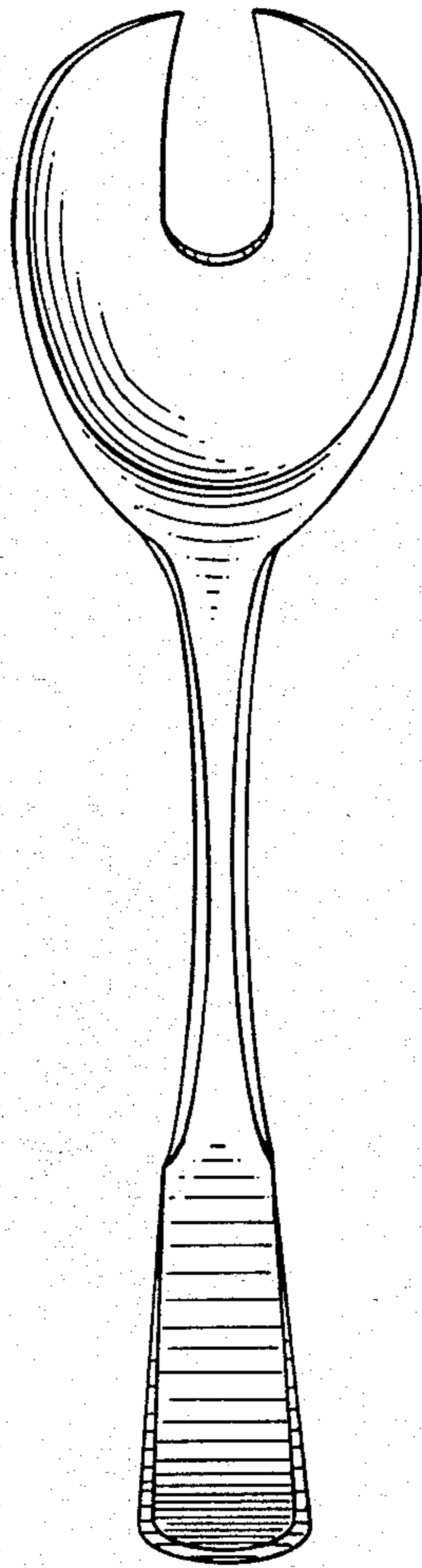


FIG. 22

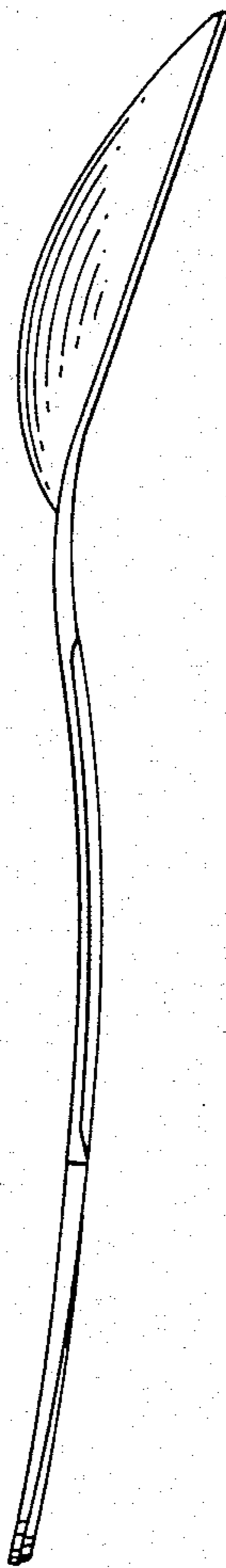


FIG. 23

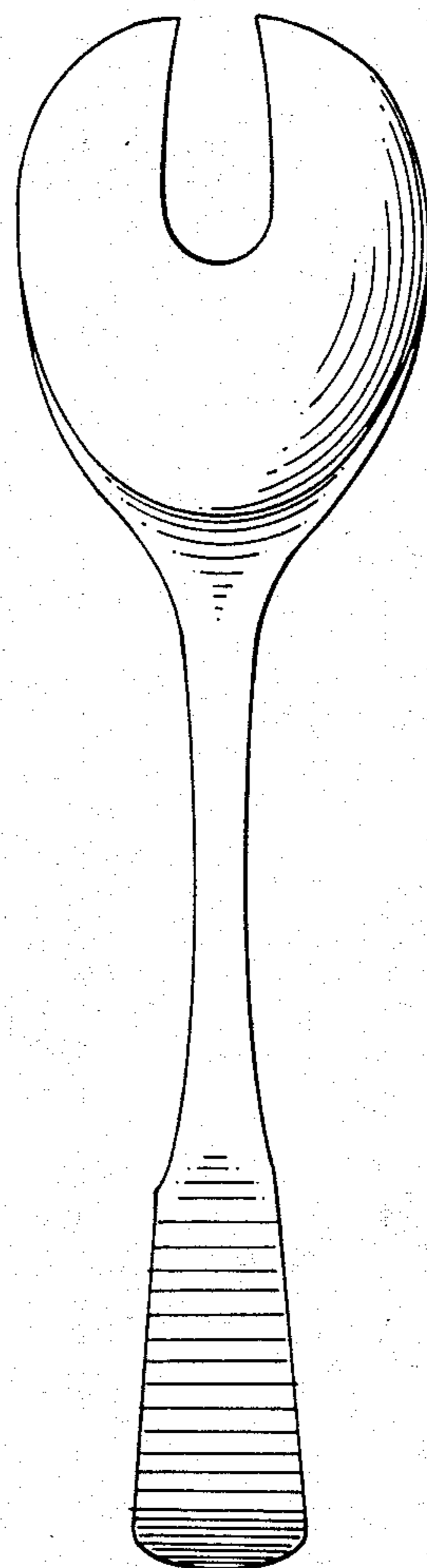


FIG. 24

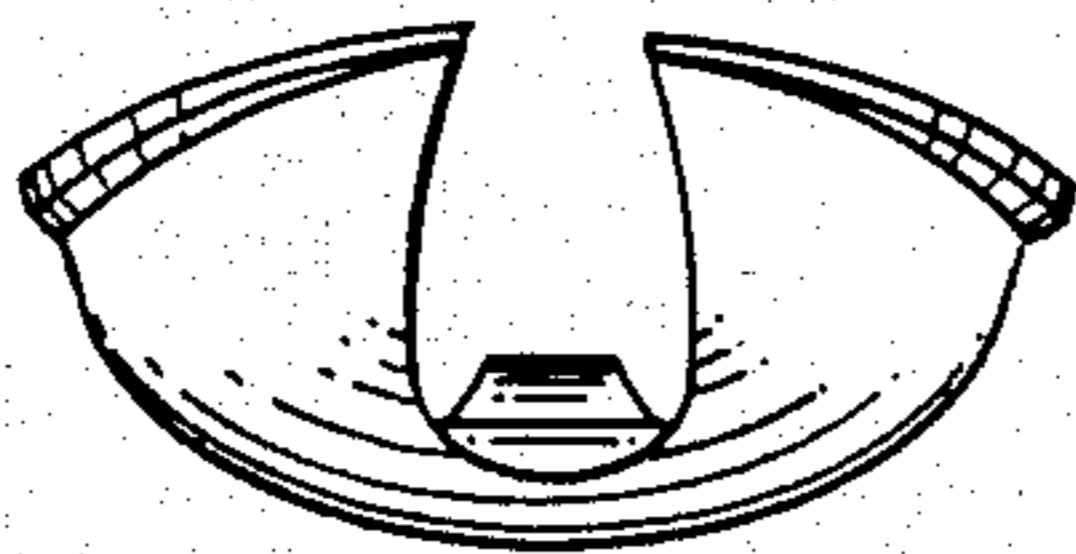


FIG. 25

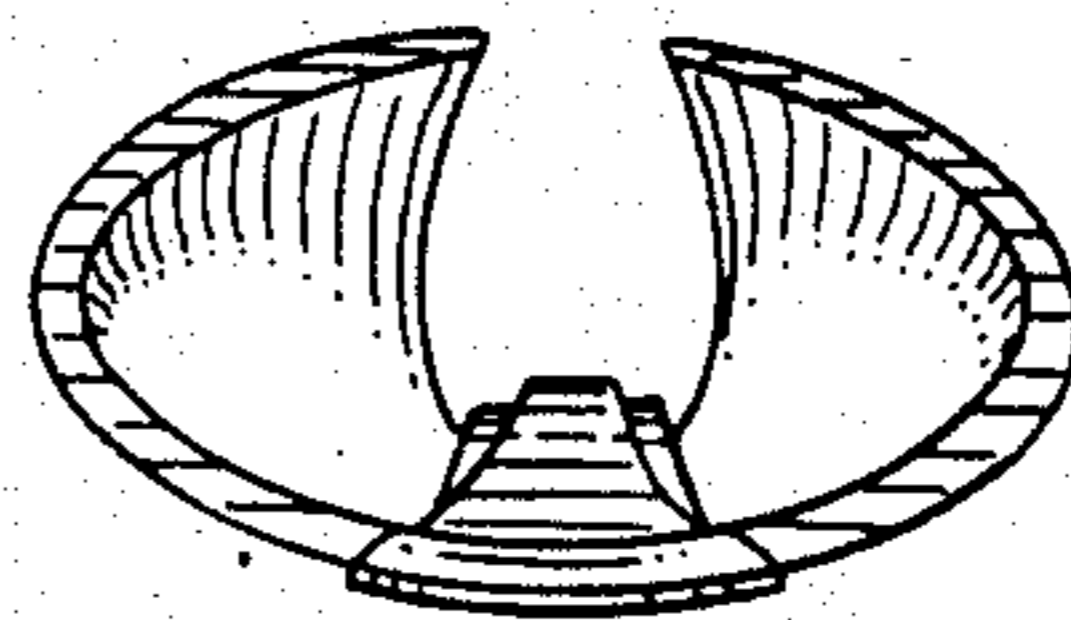


FIG. 27

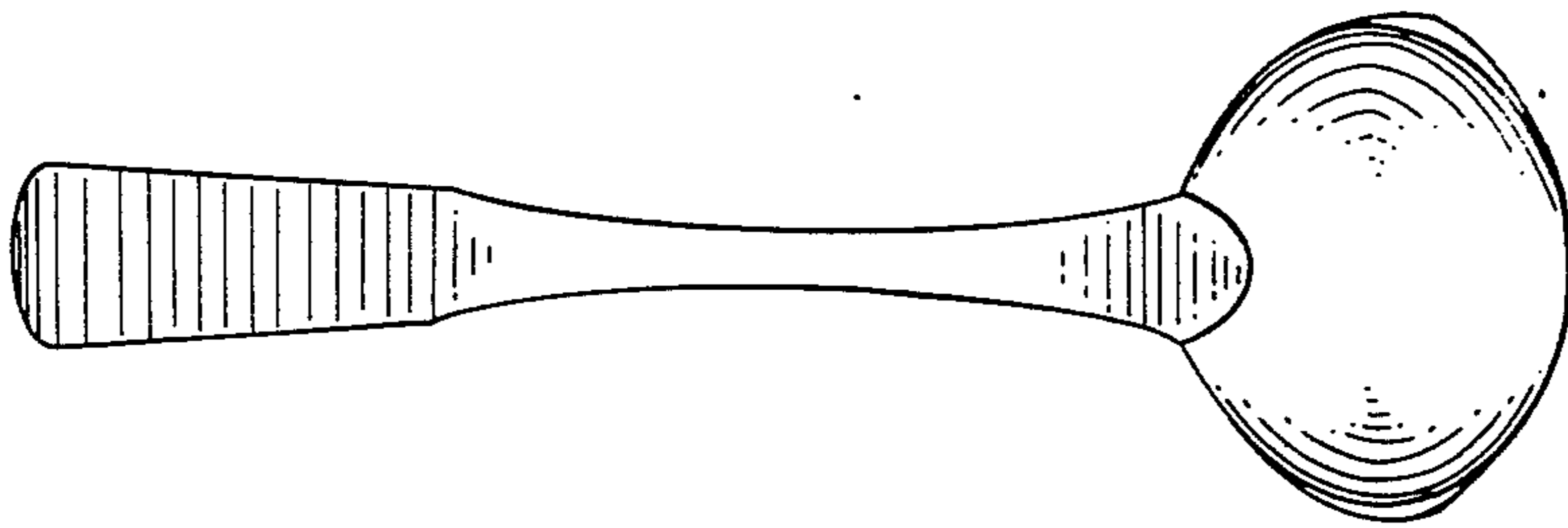


FIG. 26




FIG. 28

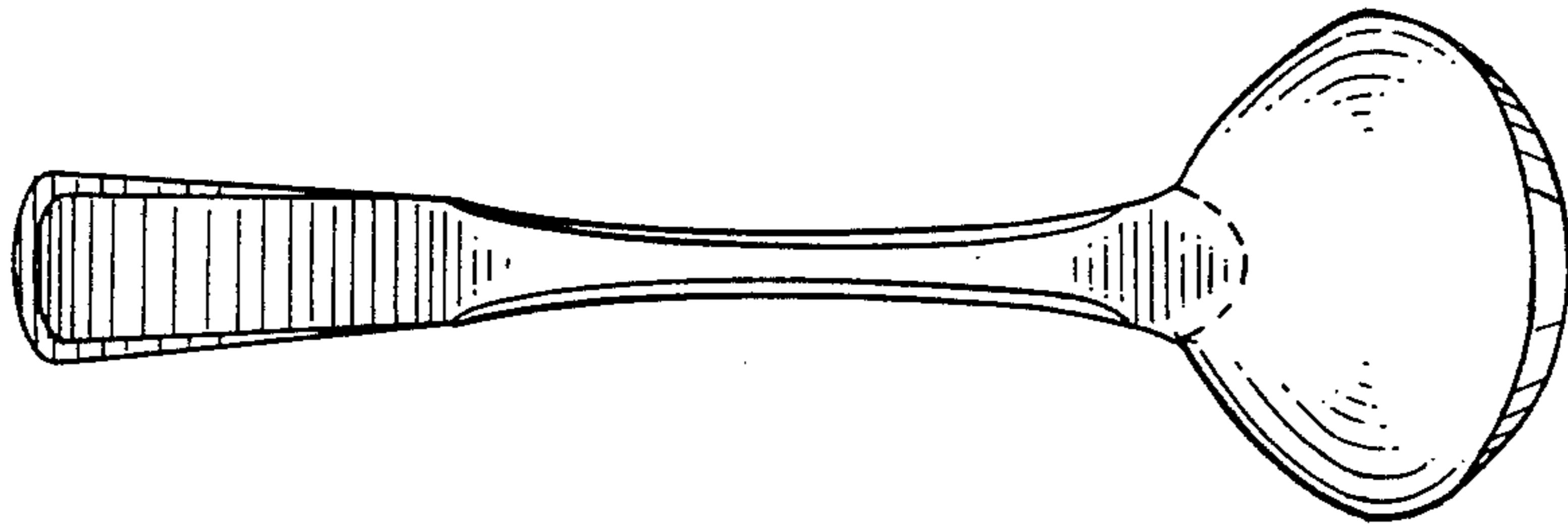


FIG. 29



FIG. 30

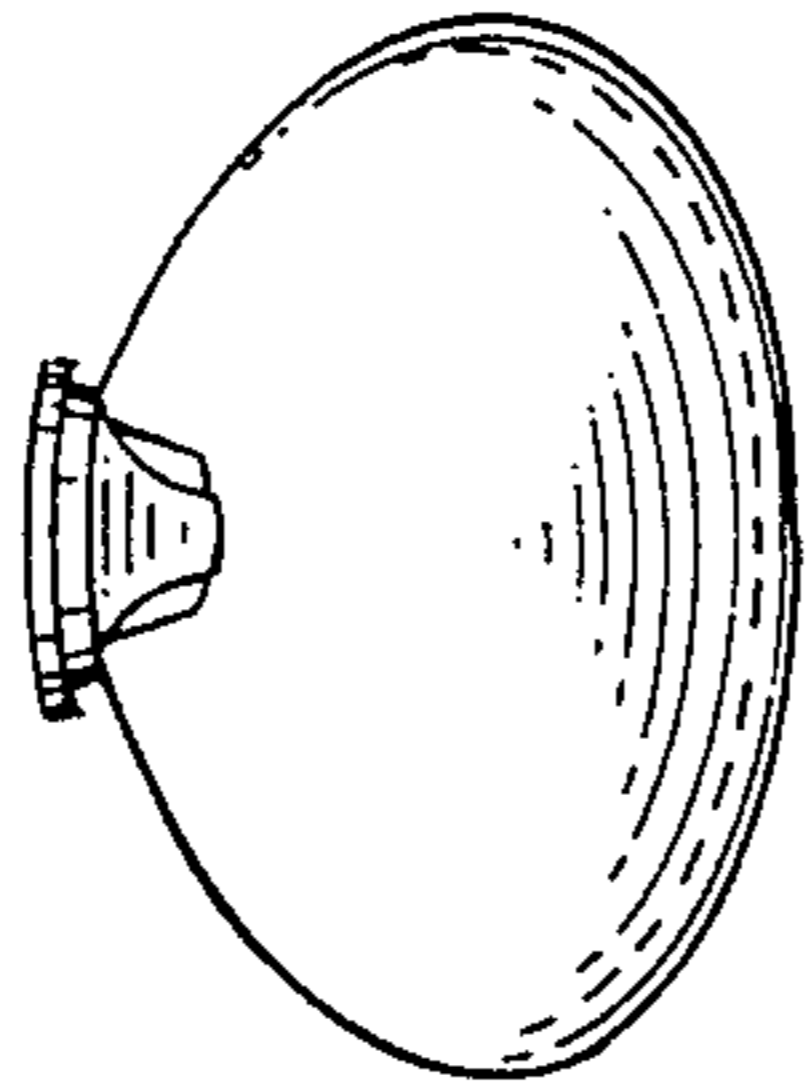


FIG. 31

