

[54] **VIDEO STAND**

4,483,572 11/1984 Story ..... 400/682 X

[76] **Inventor:** Frans L. Axhamre, N.  
Krokslättsgratan 12, S-412 64  
Göteborg, Sweden

[\*\*] **Term:** 14 Years

[21] **Appl. No.:** 473,329

[22] **Filed:** Mar. 8, 1983

[30] **Foreign Application Priority Data**

Jan. 5, 1983 [SE] Sweden ..... 83-0029

[52] **U.S. Cl.** ..... D6/474; D6/429;  
D6/430

[58] **Field of Search** ..... D6/432, 559, 449, 560,  
D6/474, 555, 429, 430, 431; D14/114, 100;  
312/208, 196; 108/92, 93, 96, 102, 108; 248/1  
B, 298; 400/682

[56] **References Cited**

**U.S. PATENT DOCUMENTS**

D. 258,556 5/1981 Verdesca ..... D6/474  
D. 266,672 10/1982 Landin ..... D14/114  
3,732,965 5/1973 Mero ..... 400/682

**OTHER PUBLICATIONS**

*Devoke Data Products* Catalog Q-3/82, p. 7; CRT Ele-  
vator Stand on center of page.

*Computer Roomers Inc.*, "Economy Terminal Table",  
page.

*Primary Examiner*—Carmen H. Vales  
*Attorney, Agent, or Firm*—Harness, Dickey & Pierce

[57] **CLAIM**

The ornamental design for a video stand, substantially  
as shown and described.

**DESCRIPTION**

FIG. 1 is a front perspective view of a video stand  
showing my new design, the lower tray in extended  
position;

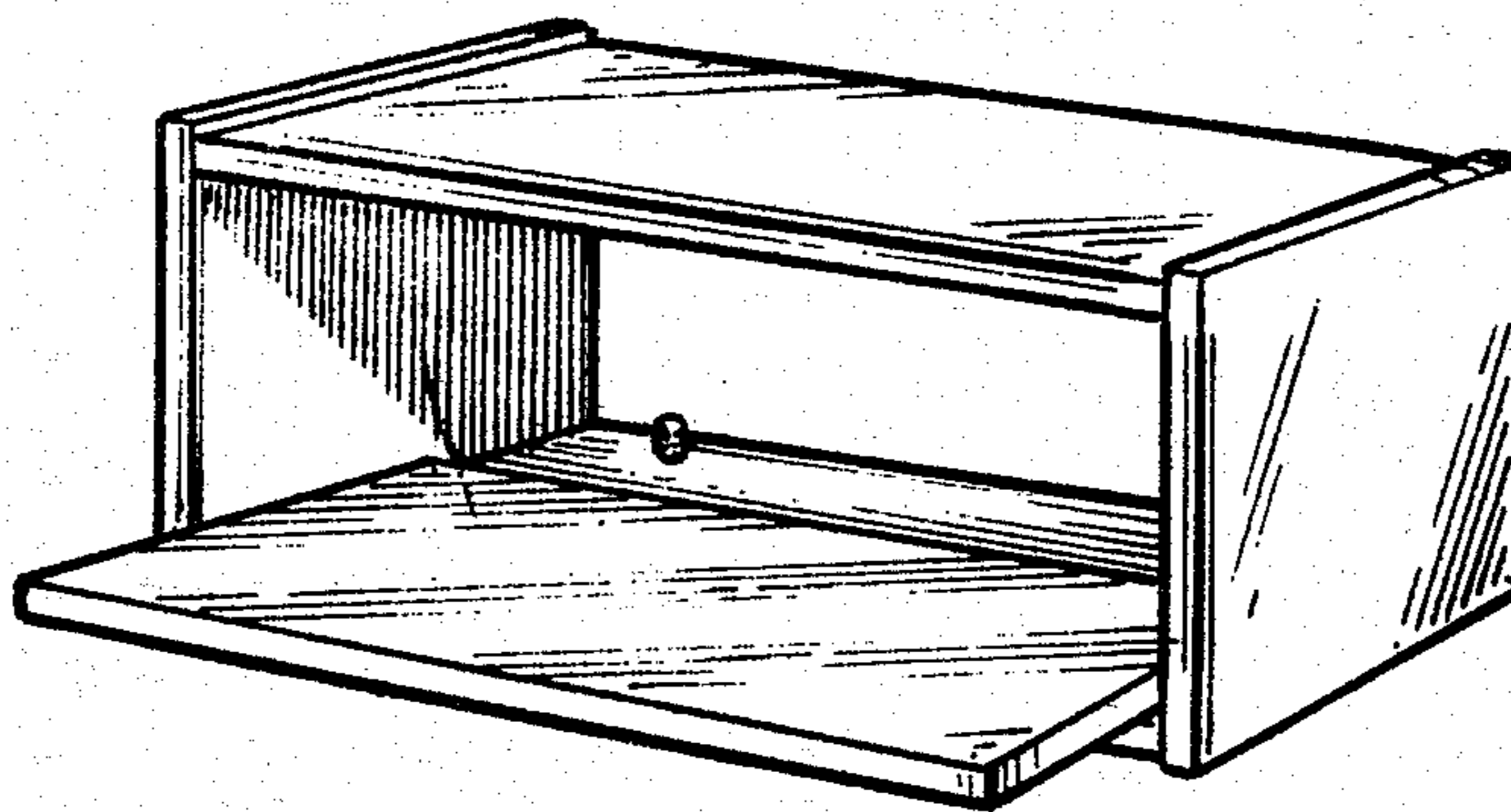
FIG. 2 is a rear elevational view thereof;

FIG. 3 is a side elevational view, the opposite side being  
a mirror image thereof;

FIG. 4 is a top plan view thereof;

FIG. 5 is a rear elevational view thereof;

FIG. 6 is a bottom plan view thereof.



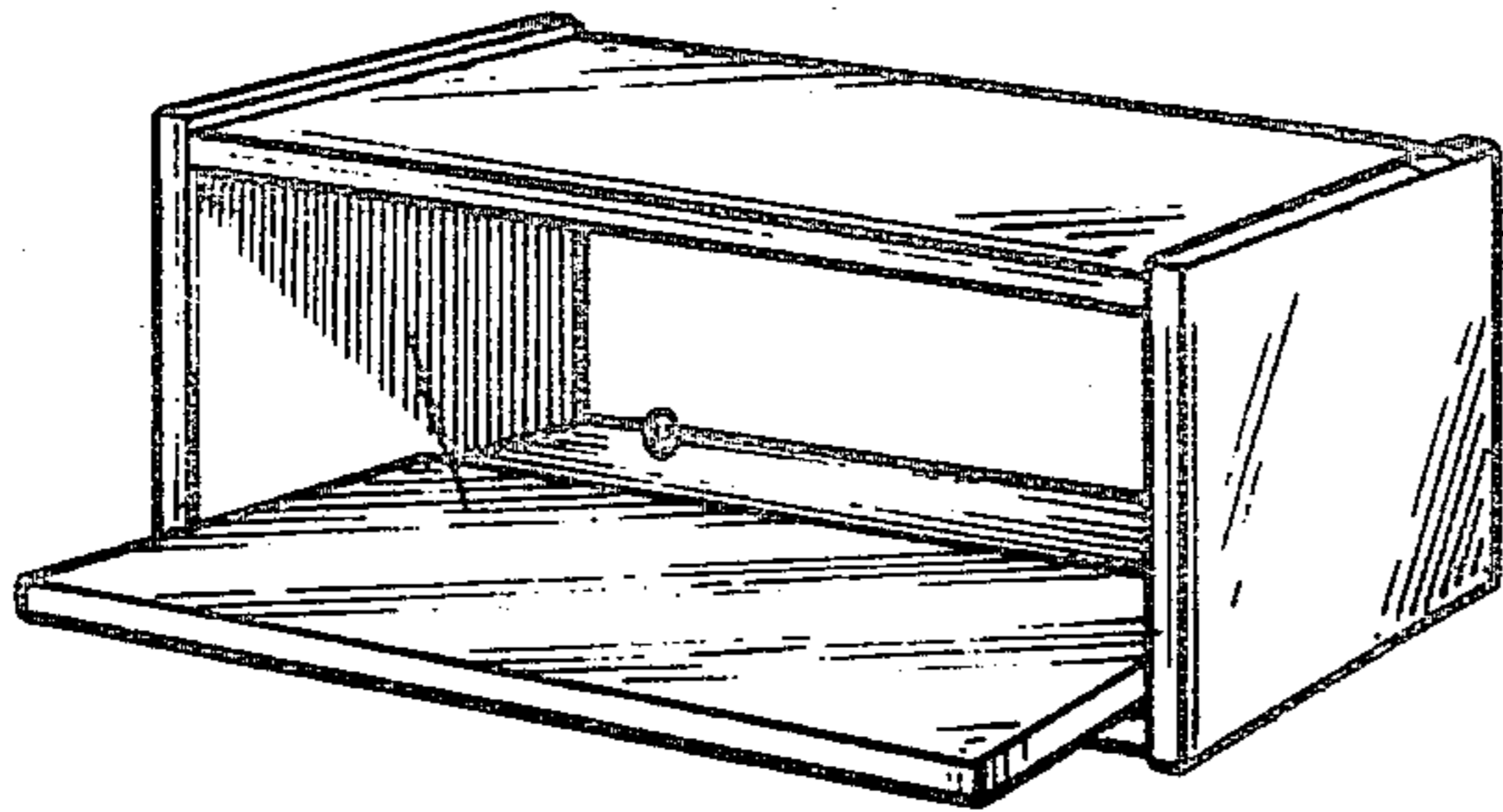


Fig-1

Fig-2

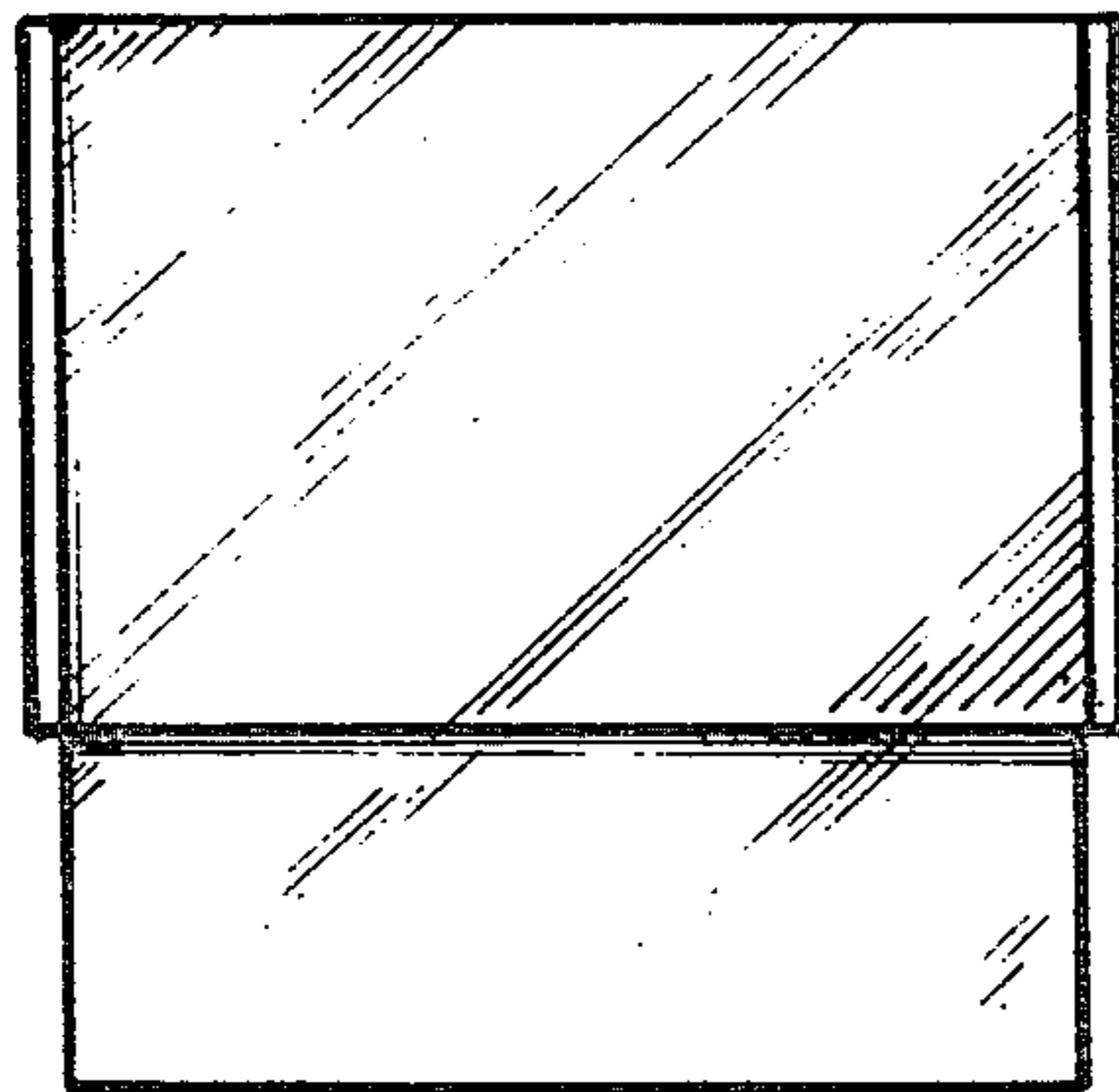



Fig-4




Fig-3




Fig-5

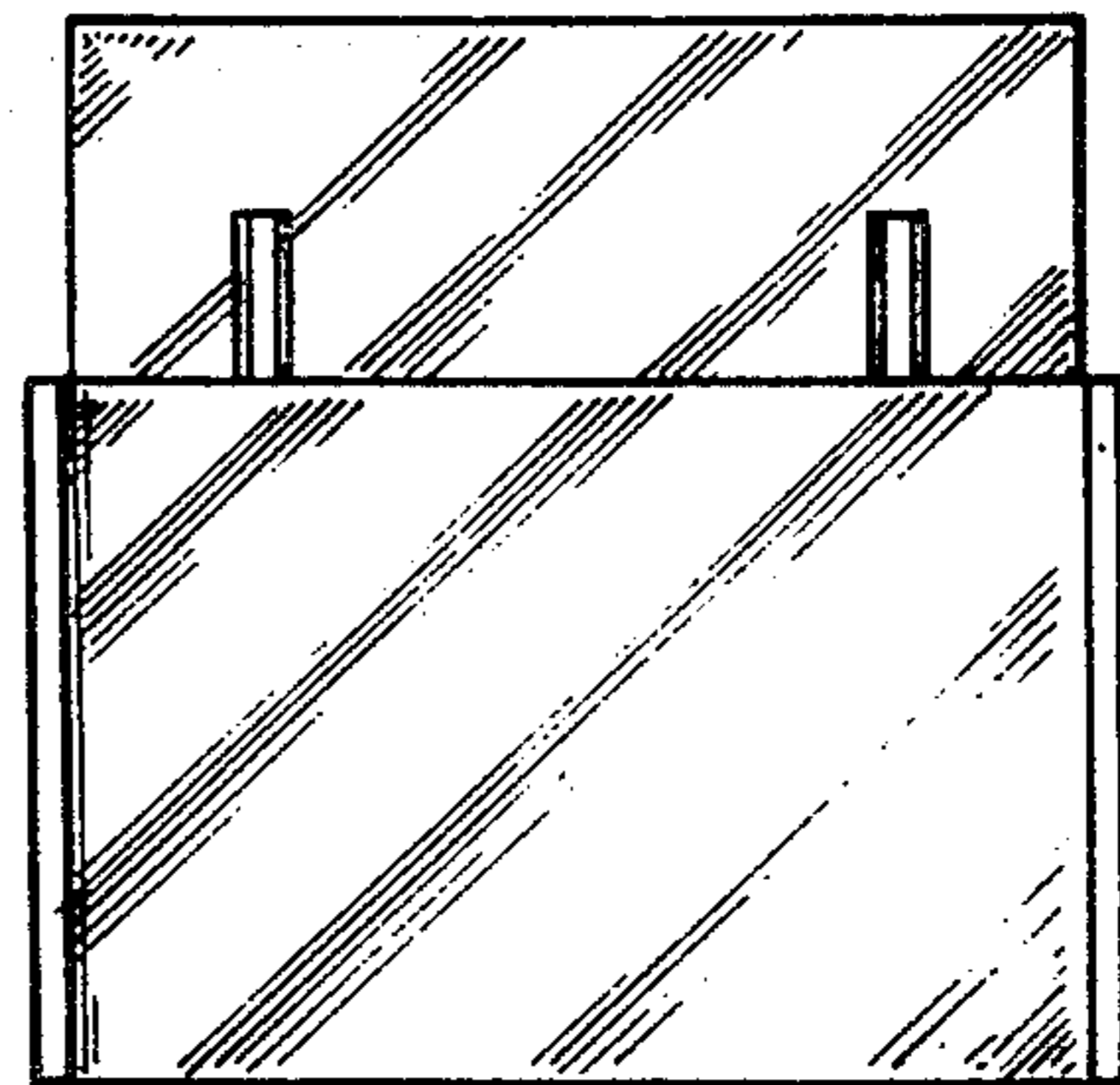


Fig-6