

United States Patent [19]

Slocomb, Jr.

[11] Patent Number: **Des. 285,610**

[45] Date of Patent: **** Sep. 9, 1986**

[54] WINDOW SILL EXTRUSION

4,048,774 9/1977 Yamamoto D25/74 X

[75] Inventor: **Leon F. Slocomb, Jr.**, Wilmington, Del.

Primary Examiner—A. Hugo Word
Attorney, Agent, or Firm—Connolly and Hutz

[73] Assignee: **Slocomb Industries, Inc.**, Wilmington, Del.

[57] **CLAIM**

The ornamental design for a window sill extrusion, substantially as shown and described.

[**] Term: **14 Years**

[21] Appl. No.: **570,859**

[22] Filed: **Jan. 16, 1984**

[52] U.S. Cl. **D25/74**

[58] Field of Search **D25/73-78;**
52/202, 217; 49/404, 501, 504, 419, 413

DESCRIPTION

FIG. 1 is an end elevation view of a window sill extrusion embodying my new invention;

FIG. 2 is a top plan view of the extrusion shown in FIG. 1 shown fragmentarily to indicate indeterminate length; FIG. 3 is a bottom plan view of the extrusion shown in FIGS. 1-2;

FIG. 4 is a front elevation view of the extrusion shown in FIGS. 1-3; and

FIG. 5 is a rear elevation view of the extrusion shown in FIGS. 1-4.

[56] **References Cited**

U.S. PATENT DOCUMENTS

D. 225,319 12/1972 Dallaire et al. D25/74
3,731,430 5/1973 Dallaire et al. D25/74 X

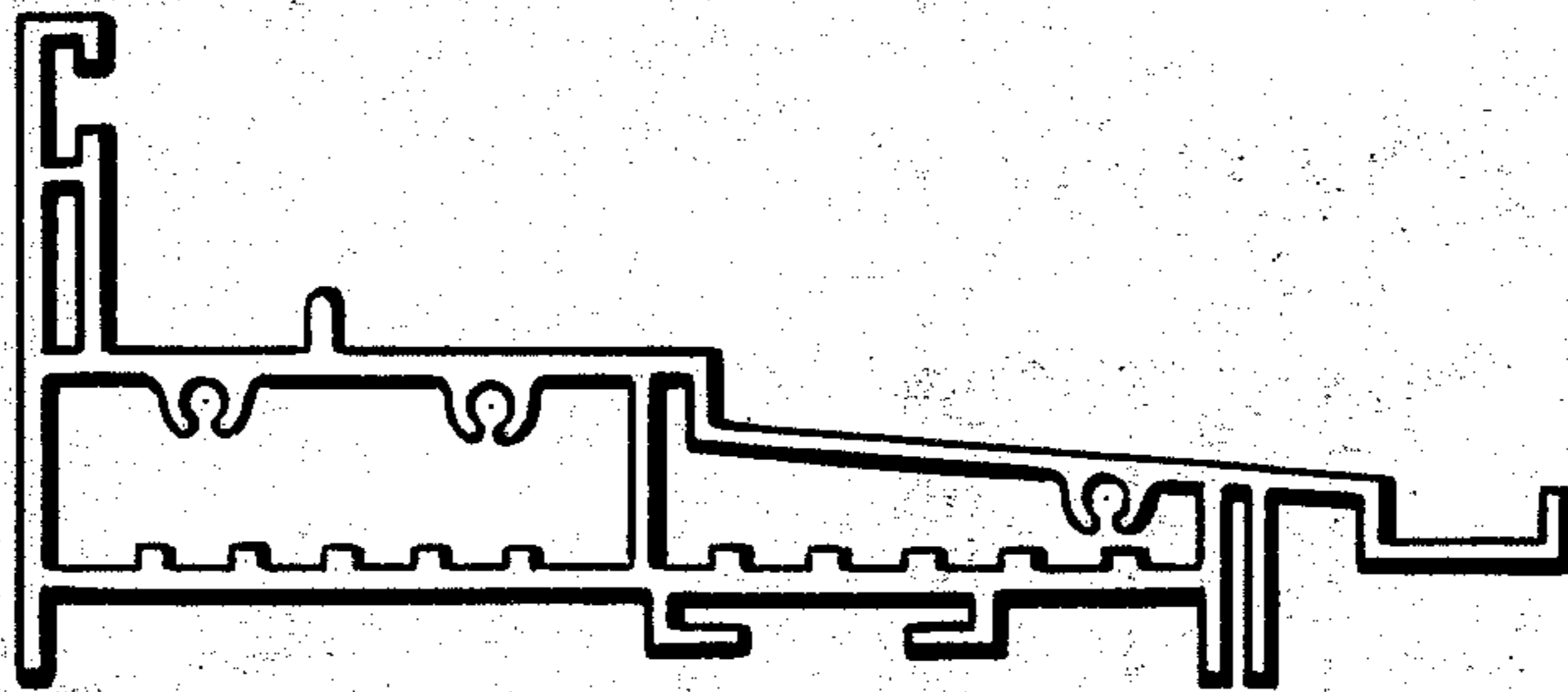


Fig. 2.

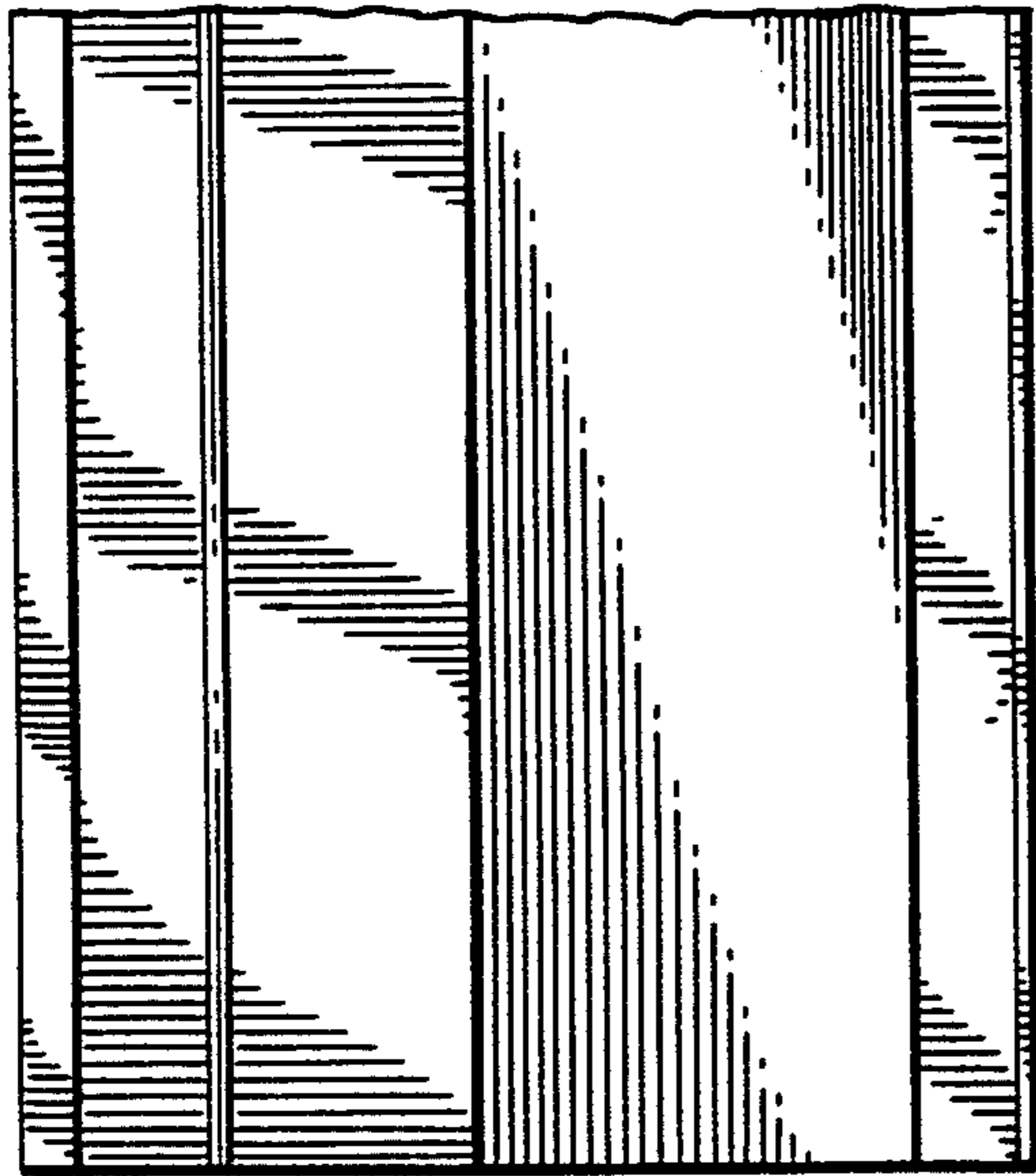


Fig. 1.




Fig. 3.




Fig. 4.

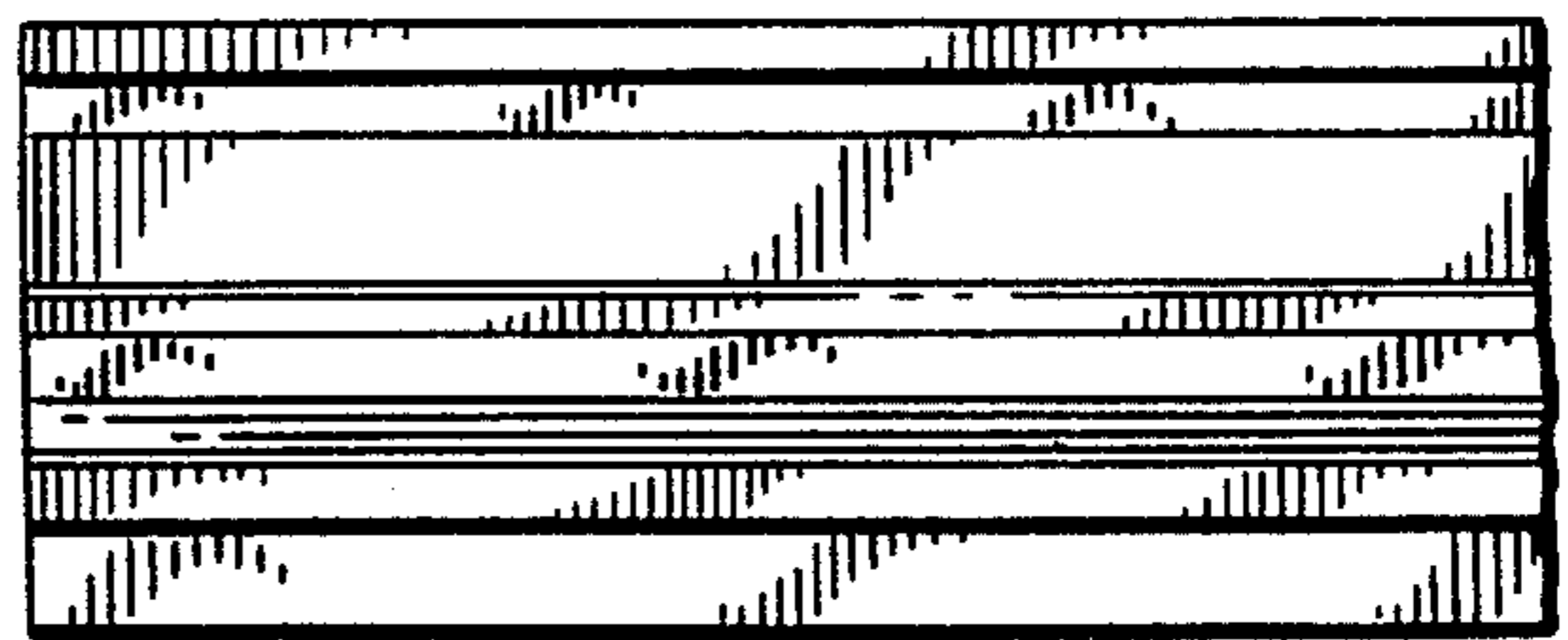


Fig. 5.

