

[54] SUSPENSION RAIL WITH SLIDING BLOCK

[76] Inventor: Per-Olof Santesson, Ljungbyvagen
91, Halmstad, Sweden

[**] Term: 14 Years

[21] Appl. No.: 488,789

[22] Filed: Apr. 26, 1983

[30] Foreign Application Priority Data

Oct. 28, 1982 [SE] Sweden 82-2571

[52] U.S. Cl. D25/60; D25/74

[58] Field of Search 16/87 R, 94 R, 94 D,
16/95 R, 95 W, 95 D, 95 BW, 96 R, 96 D, 96
L; 104/91, 94, 95, 118, 119, 120; D25/70, 73,
74, 75, 60, 61; 49/109

[56] References Cited

U.S. PATENT DOCUMENTS

2,494,161 1/1950 Blackman 16/96 R X
2,877,511 3/1959 Viola, Jr. 16/96 R X

3,855,732 12/1974 Sheaf 16/96 R X
4,098,027 7/1978 Crance 16/96 R X

OTHER PUBLICATIONS

Dahlstrom Metal Mouldings and Shapes Catalog No.
11, p. 26, Item No. 2312.

Primary Examiner—A. Hugo Word
Attorney, Agent, or Firm—Kane, Dalsimer, Kane,
Sullivan and Kurucz

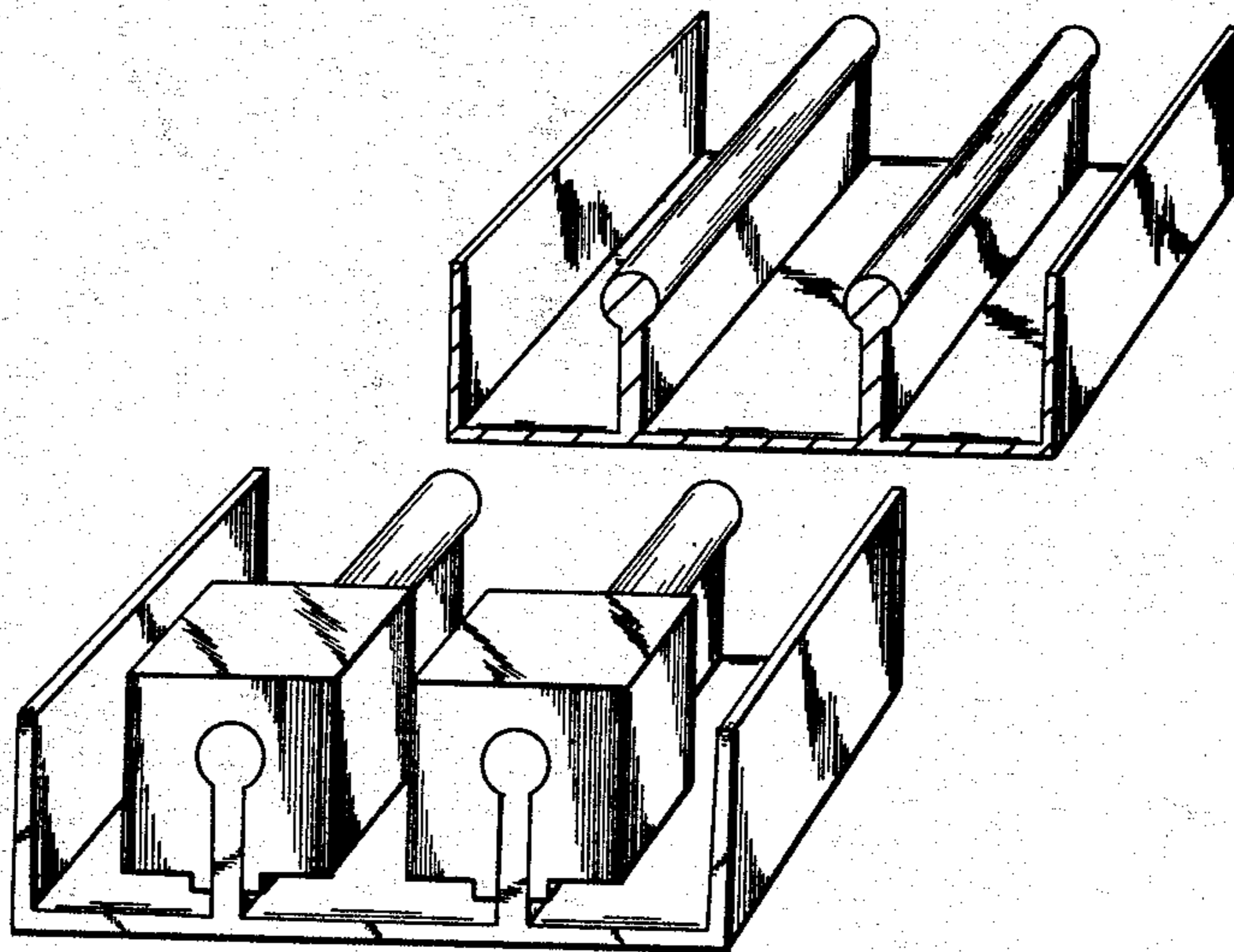
[57] CLAIM

The ornamental design for a suspension rail with sliding
block, as shown and described.

DESCRIPTION

FIG. 1 is a perspective view of a suspension rail with
sliding blocks showing my new design, the rail being
broken away in the center thereof to indicate indetermi-
nate length;

FIG. 2 is a view as in FIG. 1 but with the suspension rail
with sliding blocks inverted.



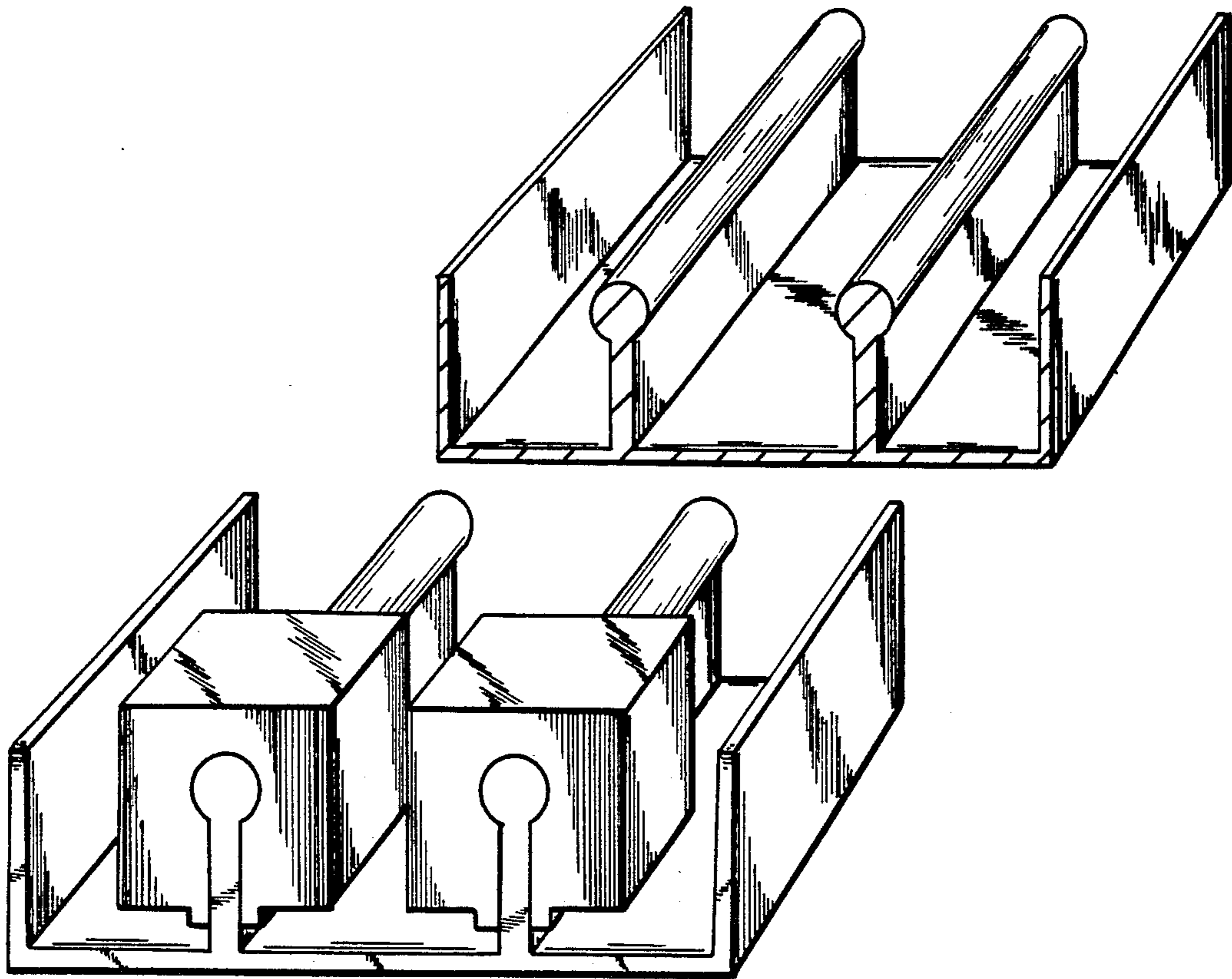


FIG. 1

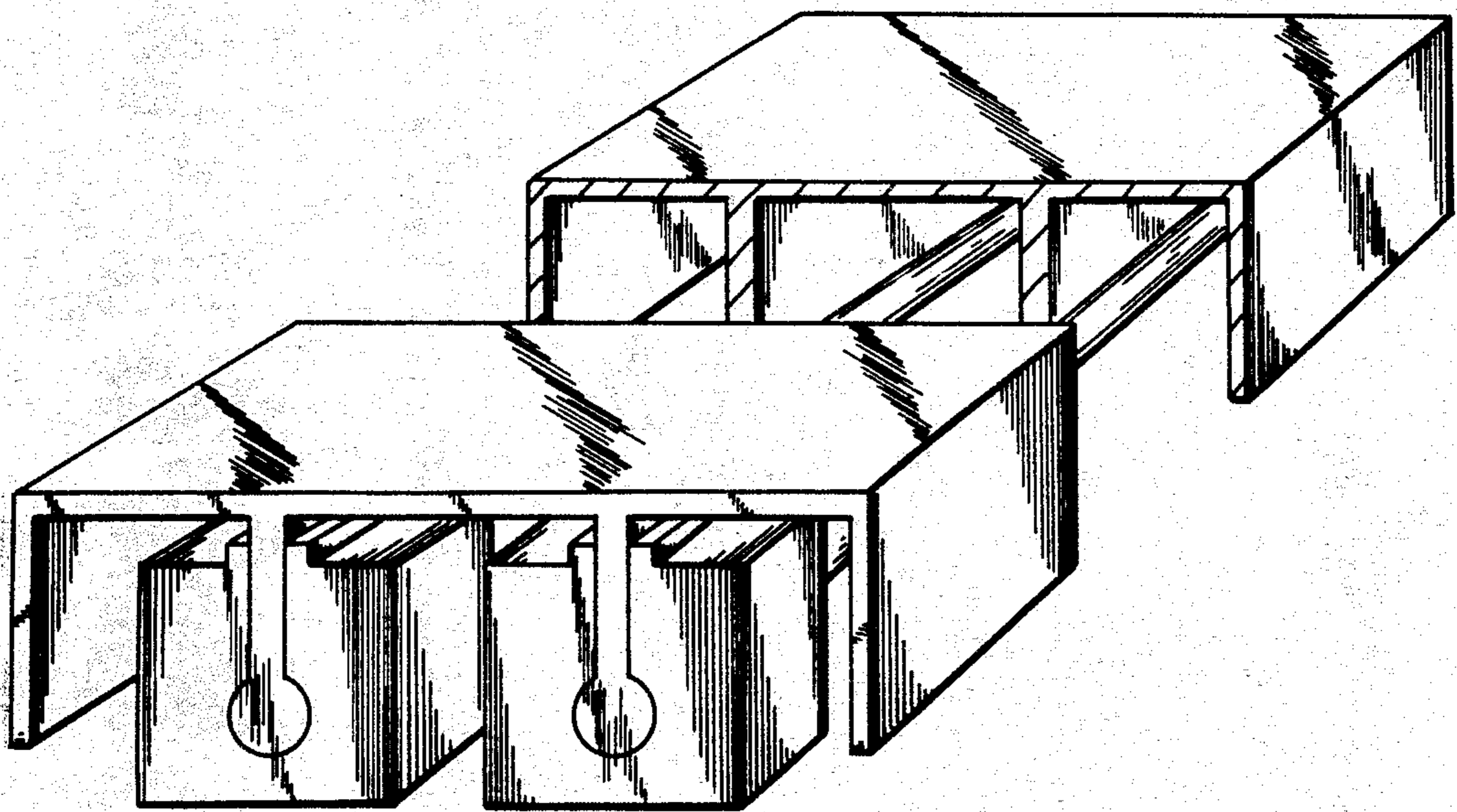


FIG. 2