

[54] VIBRATING BED BOARD

[75] Inventor: Howard L. Rauch, Old Saybrook, Conn.

[73] Assignee: North American Philips Corporation, New York, N.Y.

[**] Term: 14 Years

[21] Appl. No.: 509,618

[22] Filed: Jul. 1, 1983

[52] U.S. Cl. D24/40

[58] Field of Search D24/36, 40; 128/32, 128/33, 34, 35, 36, 24.2

[56] References Cited

U.S. PATENT DOCUMENTS

| | | | | |
|------------|--------|---------|-------|--------|
| D. 207,142 | 3/1967 | McNair | | D24/40 |
| D. 236,287 | 8/1975 | McNair | | D24/40 |
| 2,512,621 | 6/1950 | Emerson | | 128/33 |
| 3,019,785 | 2/1962 | Eiden | | 128/33 |

3,854,474 12/1974 Carruth 128/33

Primary Examiner—A. Hugo Word
Assistant Examiner—Stella M. Reid
Attorney, Agent, or Firm—Rolf E. Schneider

[57] CLAIM

The ornamental design for a vibrating bed board, as shown and described.

DESCRIPTION

FIG. 1 is a top, front and right-side perspective view on a reduced scale of a vibrating bed board showing my new design;

FIG. 2 is a top plan view thereof;

FIG. 3 is a right-side elevational view thereof, the left-side elevational view being a mirror image;

FIG. 4 is a bottom plan view thereof;

FIG. 5 is a front elevational view thereof; and

FIG. 6 is a rear elevational view thereof.

On FIGS. 2 to 4 the bed board portion is not shown in full for convenience of illustration.

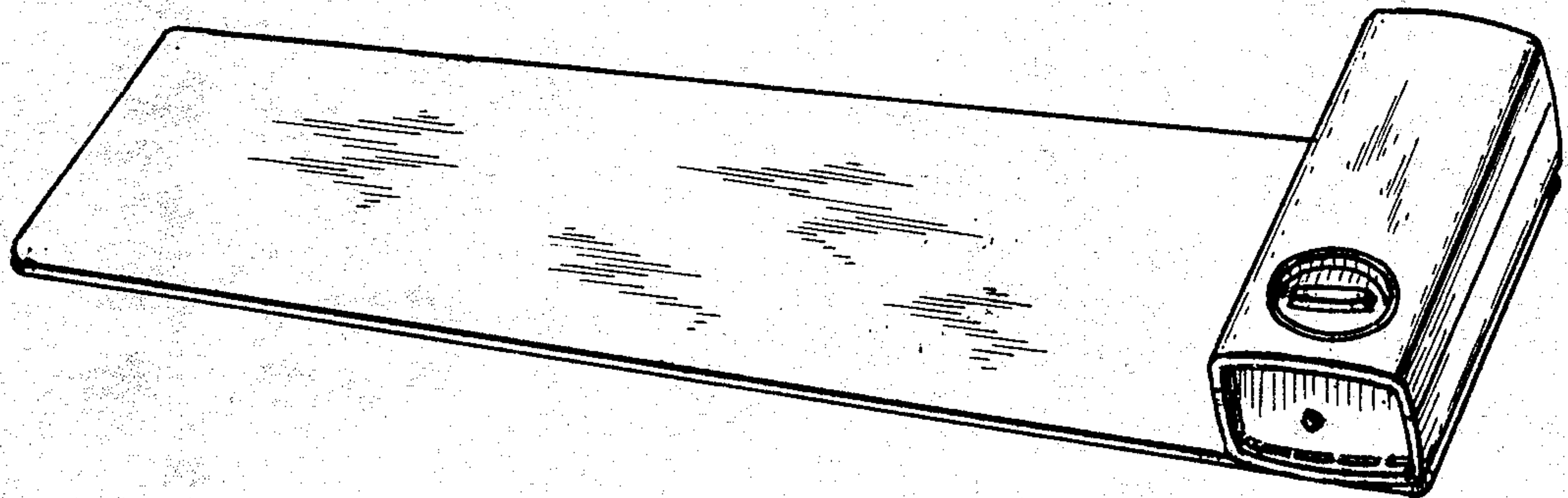


FIG. 1.

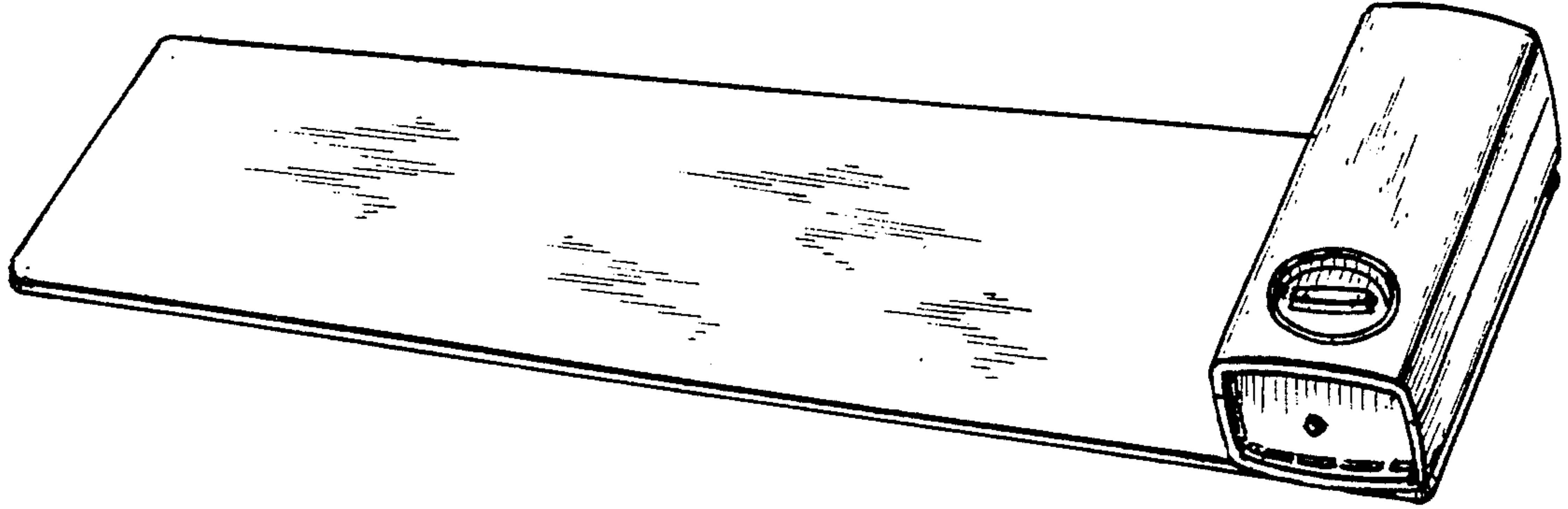


FIG. 2.

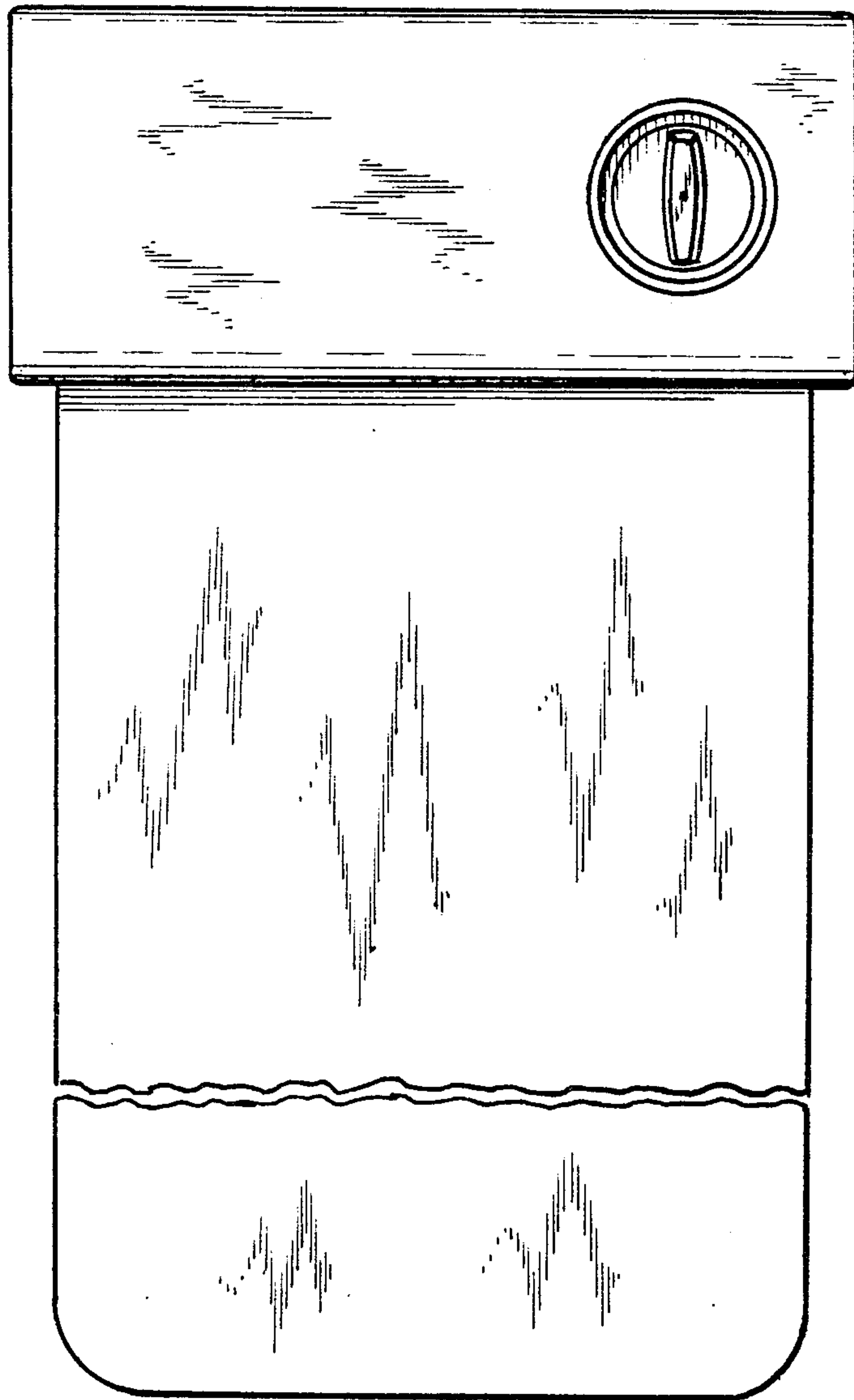


FIG. 3.




FIG. 4.

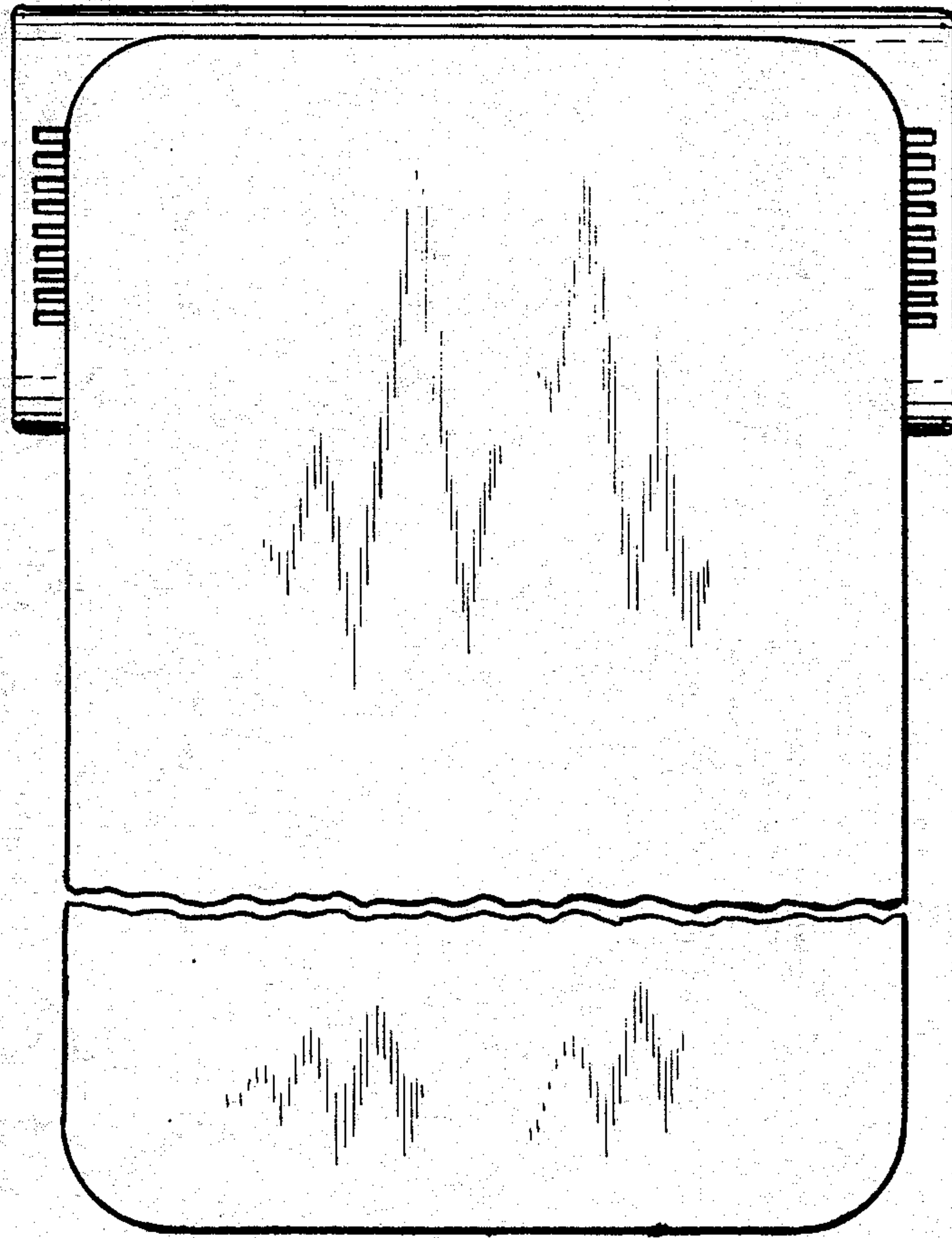


FIG. 5.




FIG. 6.

