

United States Patent [19]

Murdough, Jr. et al.

[11] Patent Number: Des. 285,586

[45] Date of Patent: ** Sep. 9, 1986

[54] TOY CONSTRUCTION PIECE

1218588 5/1960 France 446/128

[75] Inventors: Thomas G. Murdough, Jr., Hudson;
J. Timothy Smith, Stow, both of
Ohio

[73] Assignee: Little Tikes Company, Hudson, Ohio

[**] Term: 14 Years

[21] Appl. No.: 682,635

[22] Filed: Dec. 17, 1984

[52] U.S. Cl. D21/108

[58] Field of Search D21/108; 446/85, 88,
446/89, 103, 105, 107, 120, 121, 122, 124, 125,
128

[56] **References Cited**

U.S. PATENT DOCUMENTS

1,894,061 1/1933 Sanders D21/108
3,442,044 5/1969 Quercetti 446/124
3,819,188 6/1974 Freedman D21/108

FOREIGN PATENT DOCUMENTS

727517 11/1942 Fed. Rep. of Germany 446/125
2716090 10/1978 Fed. Rep. of Germany 446/124

OTHER PUBLICATIONS

1981 Product Catalog—Learning Products Inc., 10845
Bavr Blvd., St. Louis, MO 63132, p. 81, Place of publi-
cation—unknown.

1984–1985 Constructive Playthings Catalog, p. 61; 1227
East 119th St., Grandview, MO 64030.

Primary Examiner—Charles A. Rademaker

Attorney, Agent, or Firm—Richard B. O’Planick

[57] **CLAIM**

The ornamental design for a toy construction piece, as
shown and described.

DESCRIPTION

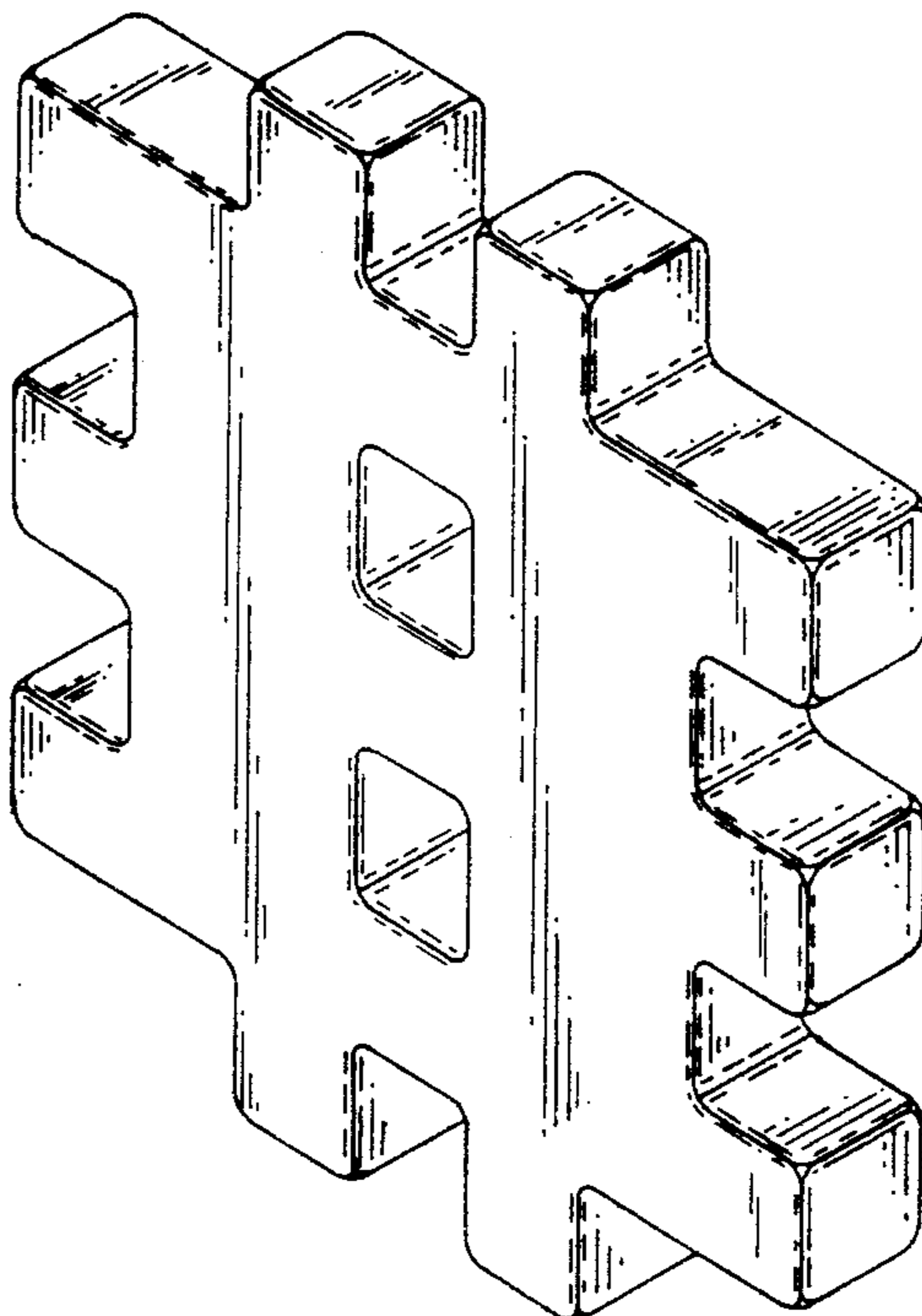
1981–1982 ABC School Supply Inc. Catalog, p. 111,
6500 Peachtree Industrial Blvd., Norcross, GA 30071.

FIG. 1 is a perspective view of a toy construction piece
showing our new design;

FIG. 2 is a top plan view thereof, the side opposite
being identical;

FIG. 3 is a side elevational view thereof, the side oppo-
site being identical; and,

FIG. 4 is a front elevational view thereof.



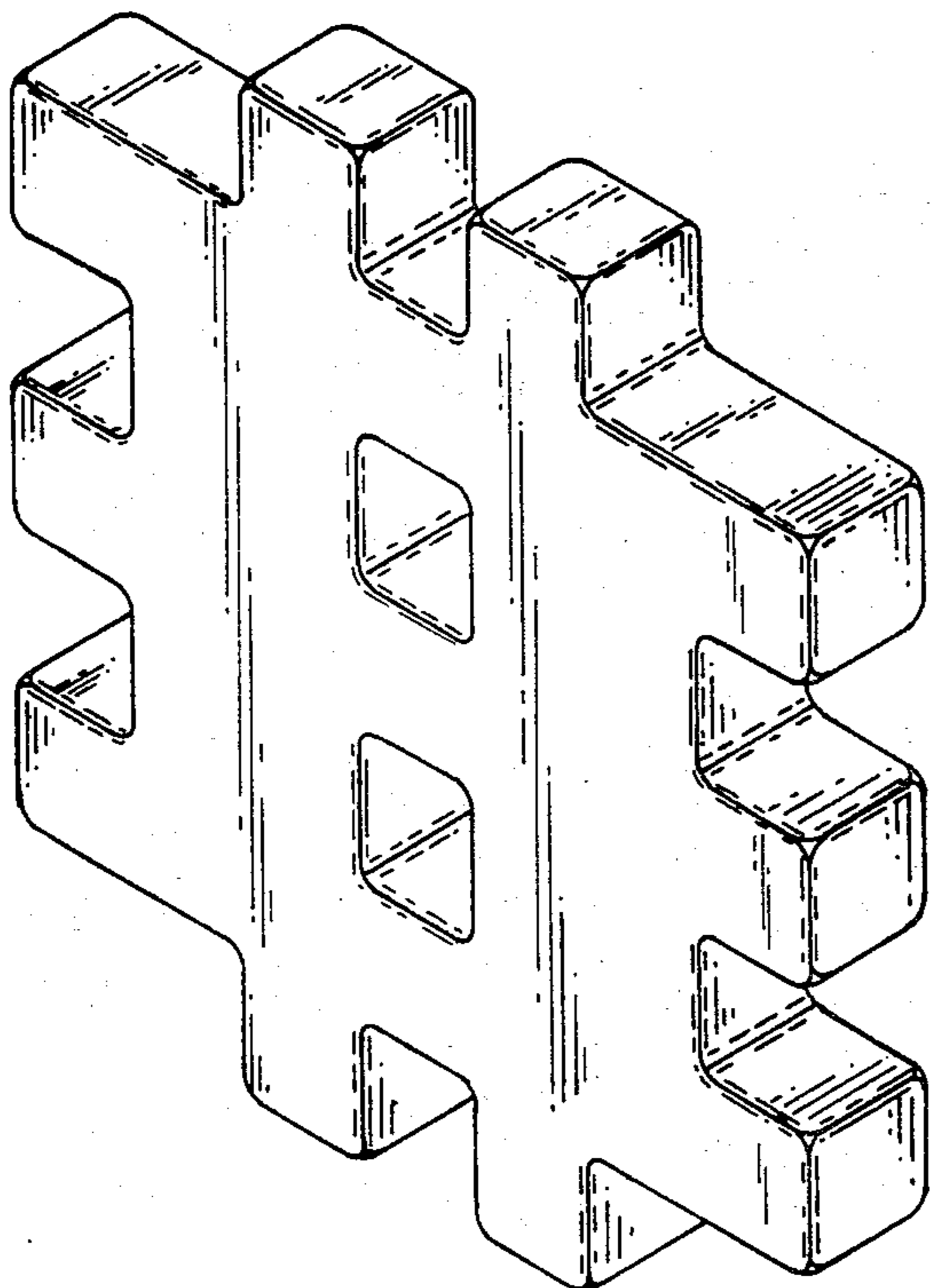


FIG. 1

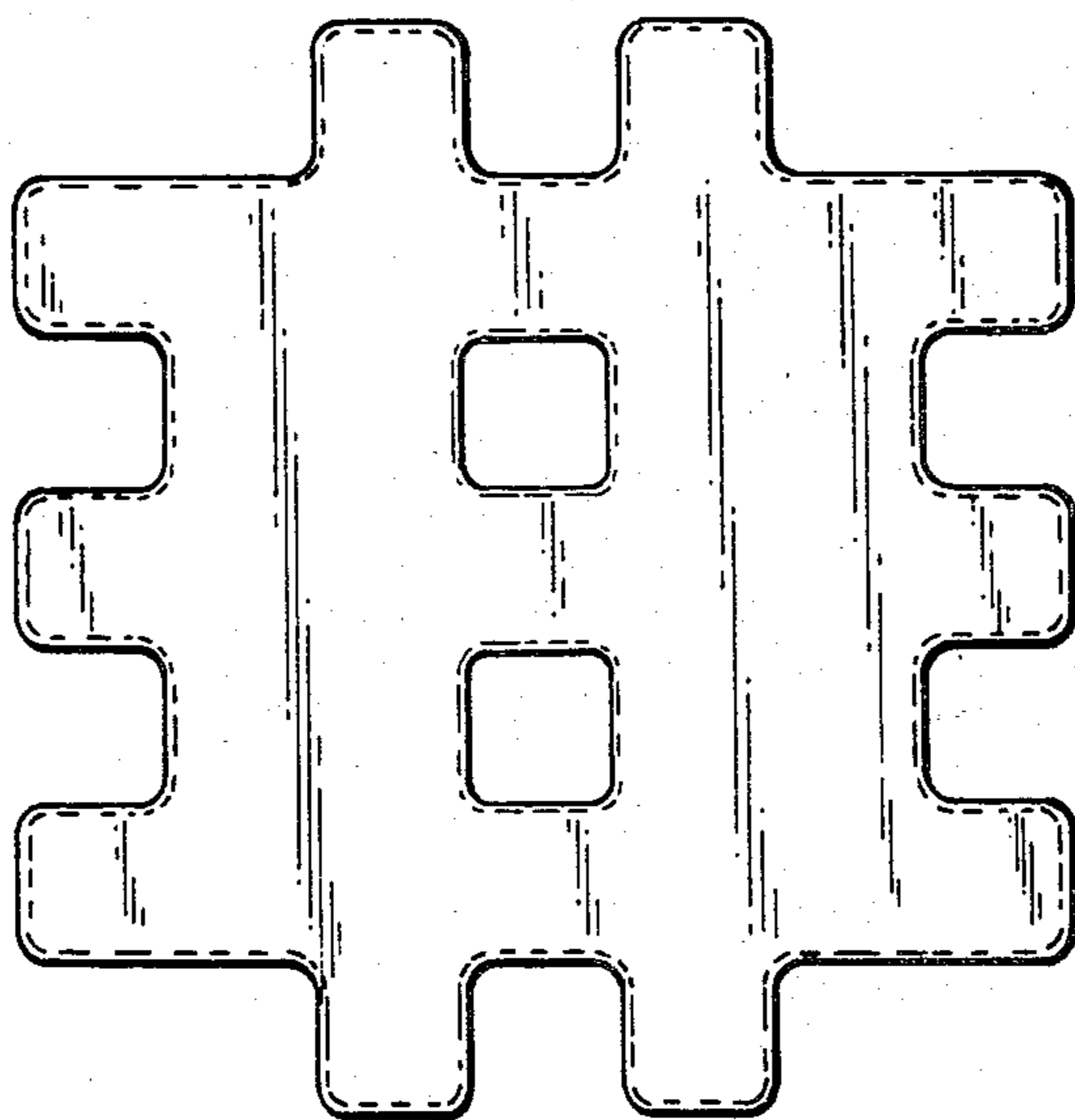


FIG. 2



FIG. 3



FIG. 4