

[54] ELECTRONIC DRUM

[75] Inventor: Yoshiki Hoshino, Aichi, Japan

[73] Assignee: Hoshino Gakki Co., Ltd., Japan

[\*\*] Term: 14 Years

[21] Appl. No.: 656,956

[22] Filed: Oct. 2, 1984

[30] Foreign Application Priority Data

Apr. 2, 1984 [JP] Japan ..... 59-013060

[52] U.S. Cl. .... D17/22; D13/12

[58] Field of Search ..... D13/2-3, D13/11-13, 24, 32, 35, 38, 40-41; 84/1.01, 1.03, 1.04, 1.06, 104, 106-107, 411 R, 411 P, 414; D17/24, 22; D3/30.1, 73

[56] References Cited

U.S. PATENT DOCUMENTS

3,166,970 1/1965 Ellman ..... 84/411 P  
3,979,566 9/1976 Willy ..... D13/12

4,227,049 10/1980 Thomson et al. .... 84/104  
4,362,081 12/1982 Hartry ..... 84/414  
4,479,412 10/1984 Klynas ..... 84/1.04  
5,223,322 2/1977 Kurosaki ..... 84/411 R

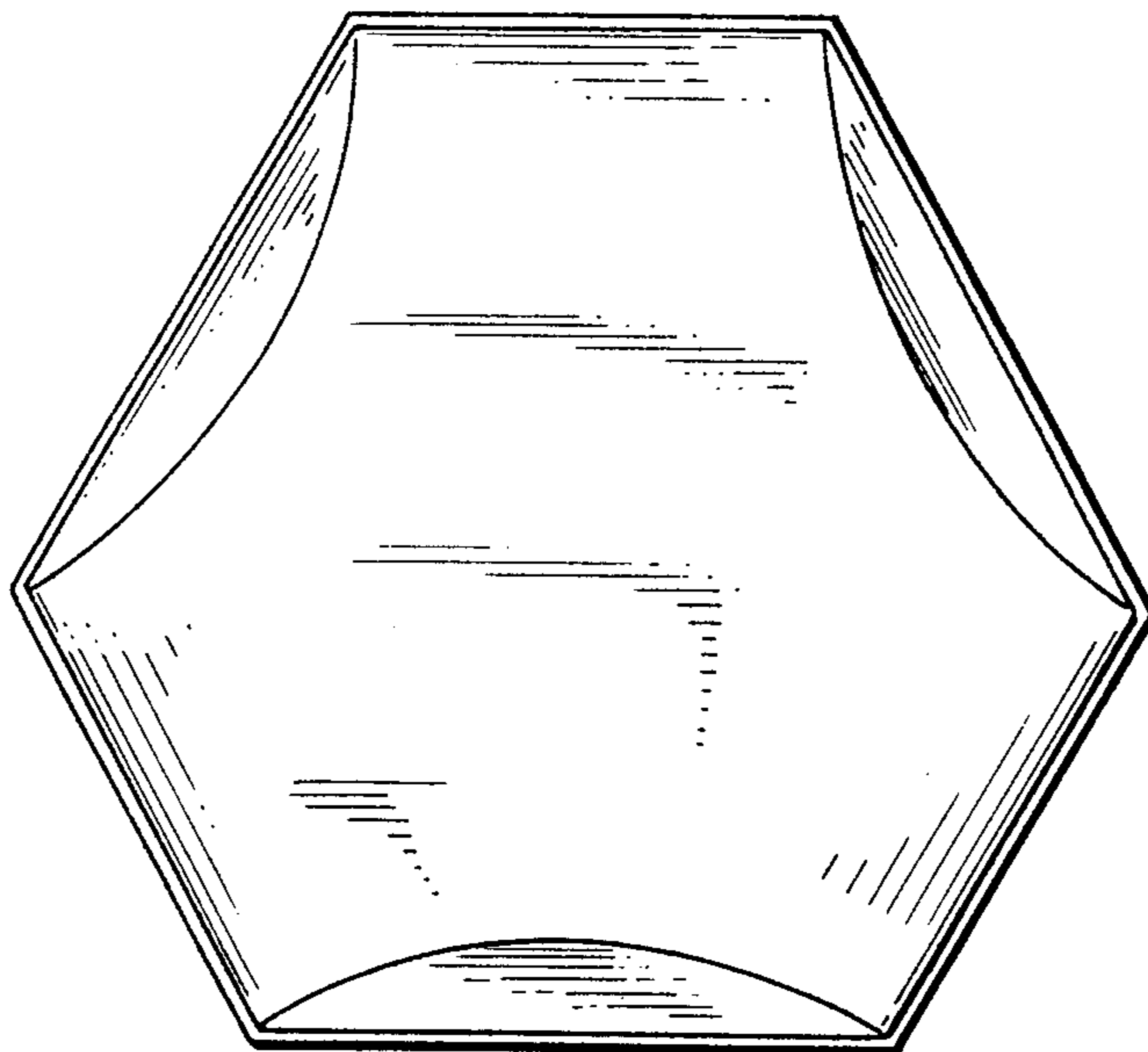
Primary Examiner—Catherine E. Kemper  
Assistant Examiner—Ruth E. Takemoto  
Attorney, Agent, or Firm—Ostrolenk, Faber, Gerb & Soffen


[57] CLAIM

The ornamental design for electronic drum, as shown and described.

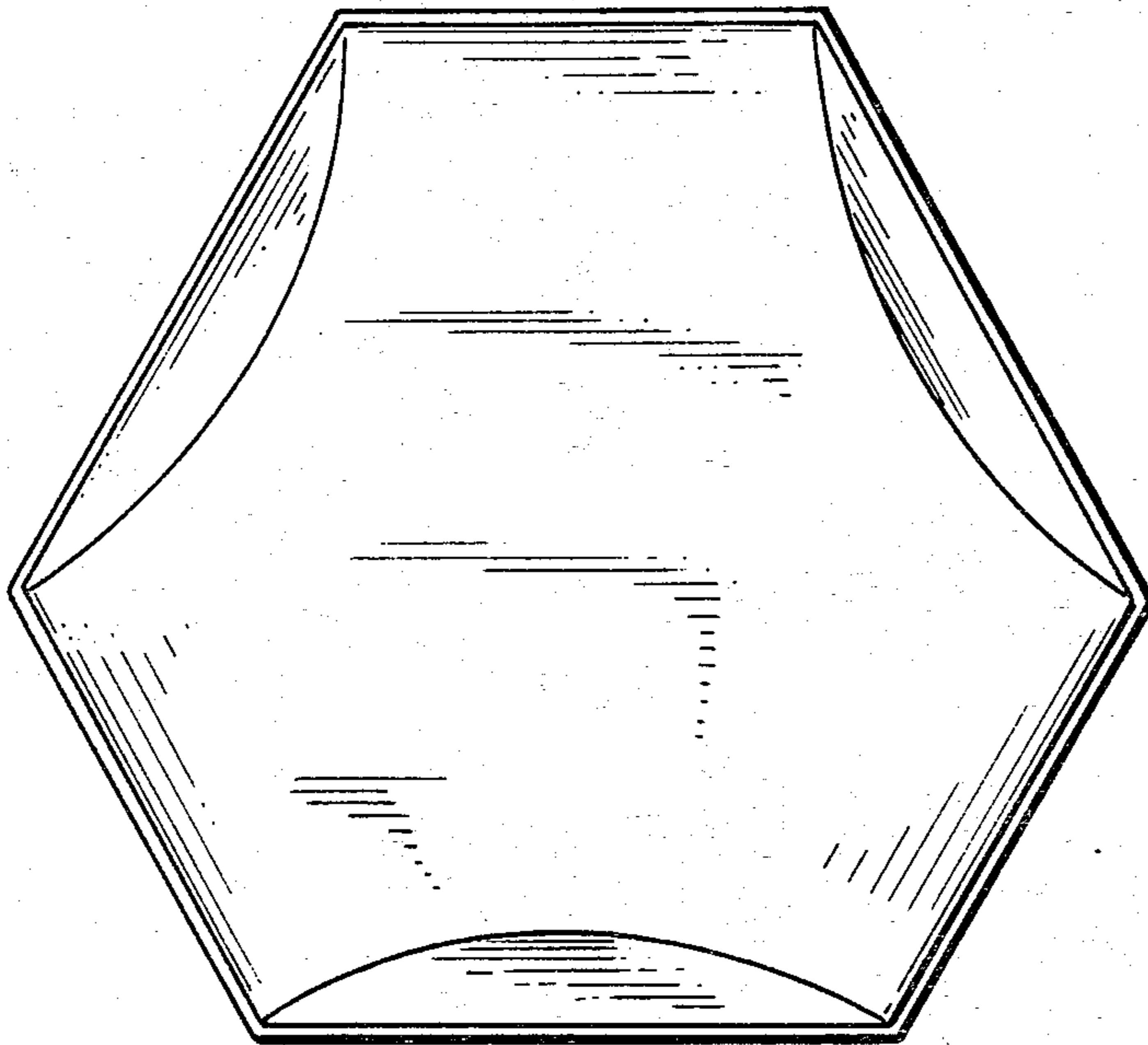
DESCRIPTION

FIG. 1 is a top plan view of an electronic drum showing my new design;  
FIG. 2 is a right side elevational view thereof, the left side view being a mirror image;  
FIG. 3 is a rear elevational view thereof;  
FIG. 4 is a front elevational view thereof;  
FIG. 5 is a bottom plan view thereof; and  
FIG. 6 is a cross-section along lines 6—6 of FIG. 5.






*FIG. 4.*



*FIG. 1.*



*FIG. 2.*



*FIG. 3.*

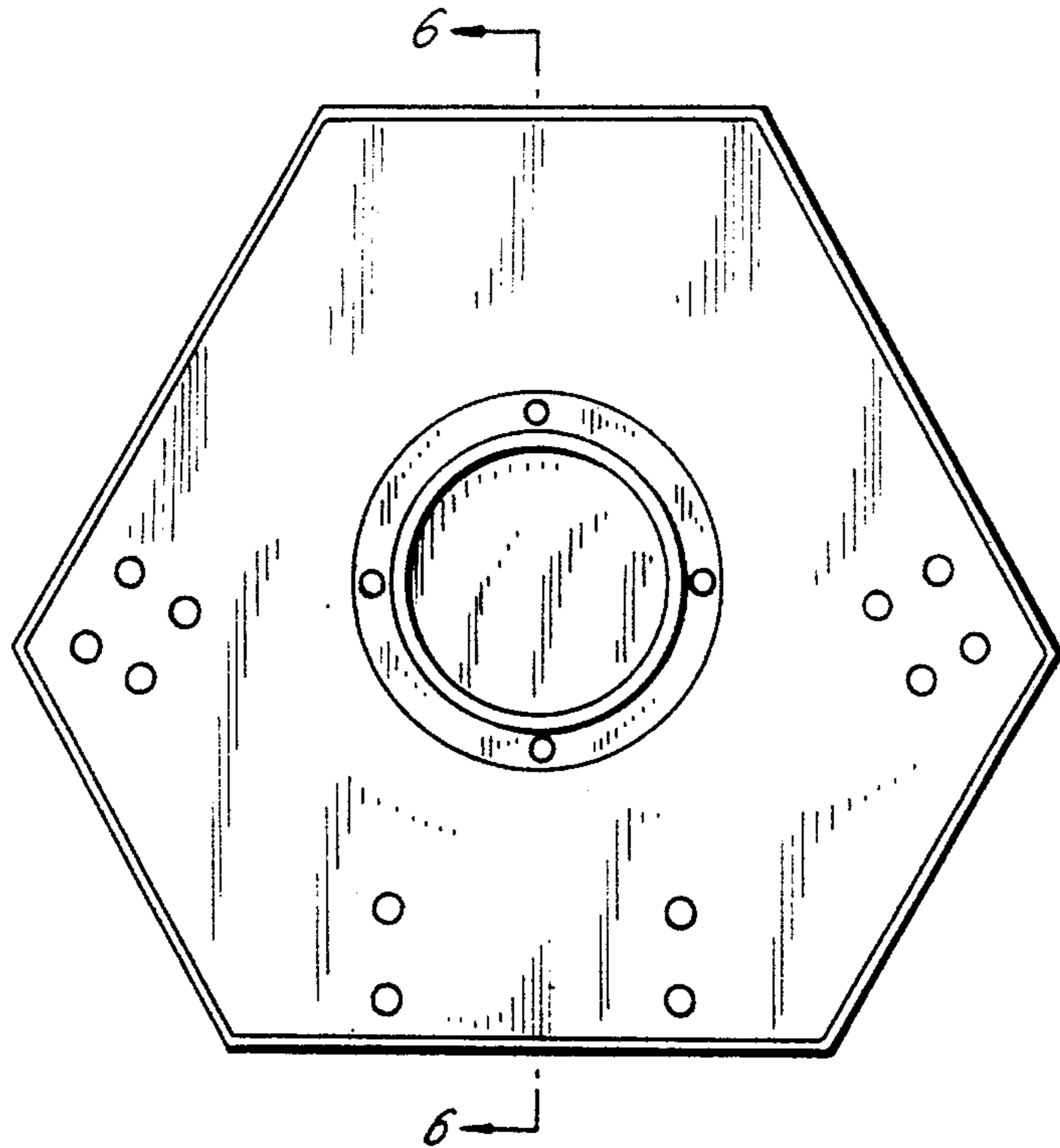


FIG. 5.



FIG. 6.