

[54] WATCHCASE-BRACELET

[75] Inventor: Andreas Moser, Ruttunen, Switzerland

[73] Assignee: Alfex S.A., Viganello, Switzerland

[**] Term: 14 Years

[21] Appl. No.: 751,514

[22] Filed: Jul. 3, 1985

[30] Foreign Application Priority Data

Jan. 4, 1985 [CH] Switzerland 114206

[52] U.S. Cl. D11/4; D10/32; D11/26

[58] Field of Search D11/1-6, D11/26, 86, 87; D10/32; 63/1 R-11, 15-15.8

[56] References Cited

U.S. PATENT DOCUMENTS

- D. 79,258 8/1929 Sandler .
- D. 142,713 10/1945 Graeter .
- D. 148,392 1/1948 Sabol D11/26
- D. 259,028 4/1981 Barr D11/26
- D. 262,527 1/1982 Goldberg D11/2
- D. 264,059 4/1982 Barr D11/34
- D. 267,077 11/1982 Kabaya D10/32

- 825,644 7/1906 Fuller .
- 1,172,809 2/1916 Leno .
- 2,064,934 12/1936 Marshall D11/6 X
- 2,189,096 2/1940 Alonge .
- 2,223,657 12/1940 Baden D11/26 X
- 2,441,947 5/1948 Welch .
- 2,608,049 8/1952 Wittmayer 63/15 X
- 3,423,956 1/1969 Manne .
- 3,619,913 11/1971 Albrecht 63/15.7 X

FOREIGN PATENT DOCUMENTS

- 1255152 1/1961 France 63/15.65

Primary Examiner—Louis S. Zarfaz
Attorney, Agent, or Firm—Schwartz, Jeffery, Schwaab, Mack, Blumenthal & Evans

[57] CLAIM

The ornamental design of a watchcase-bracelet, as shown and described.

DESCRIPTION

FIG. 1 is a front elevational view of a watchcase-bracelet showing my new design, the rear being a mirror image thereof;

FIG. 2 is a right side elevational view thereof;

FIG. 3 is a top plan view thereof;

FIG. 4 is a left side elevational view thereof;

FIG. 5 is a bottom plan view thereof.

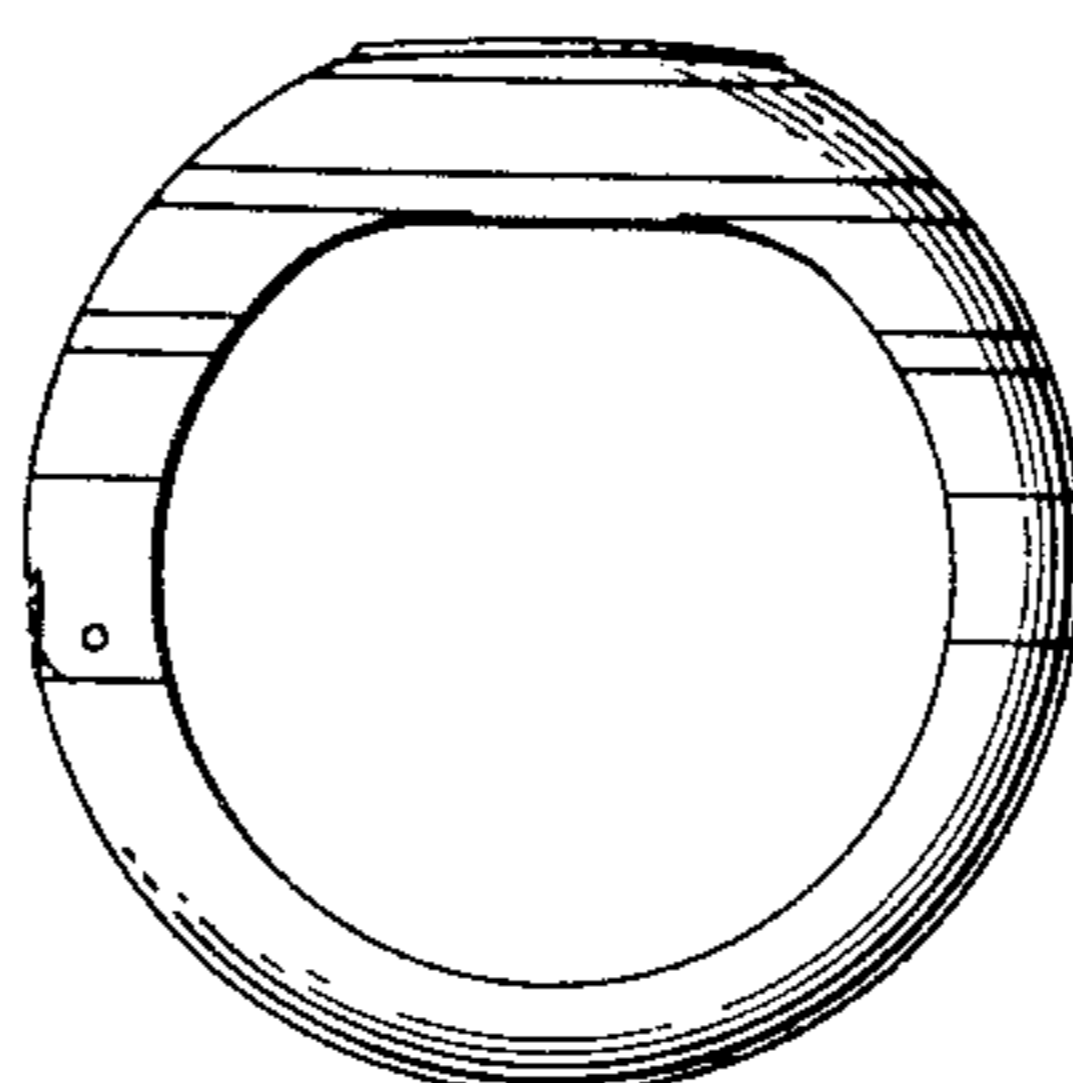


FIG. 1.

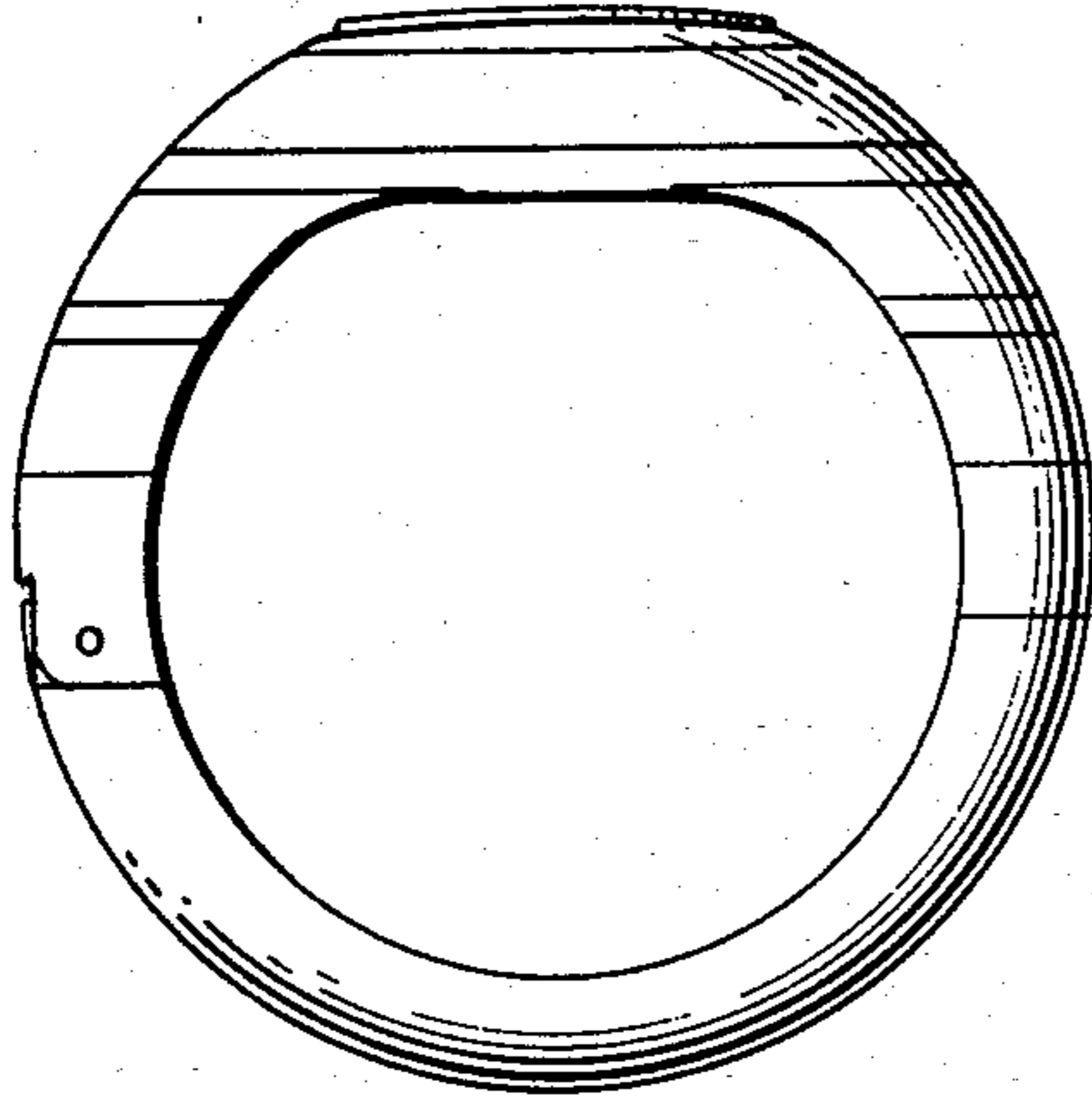


FIG. 2.

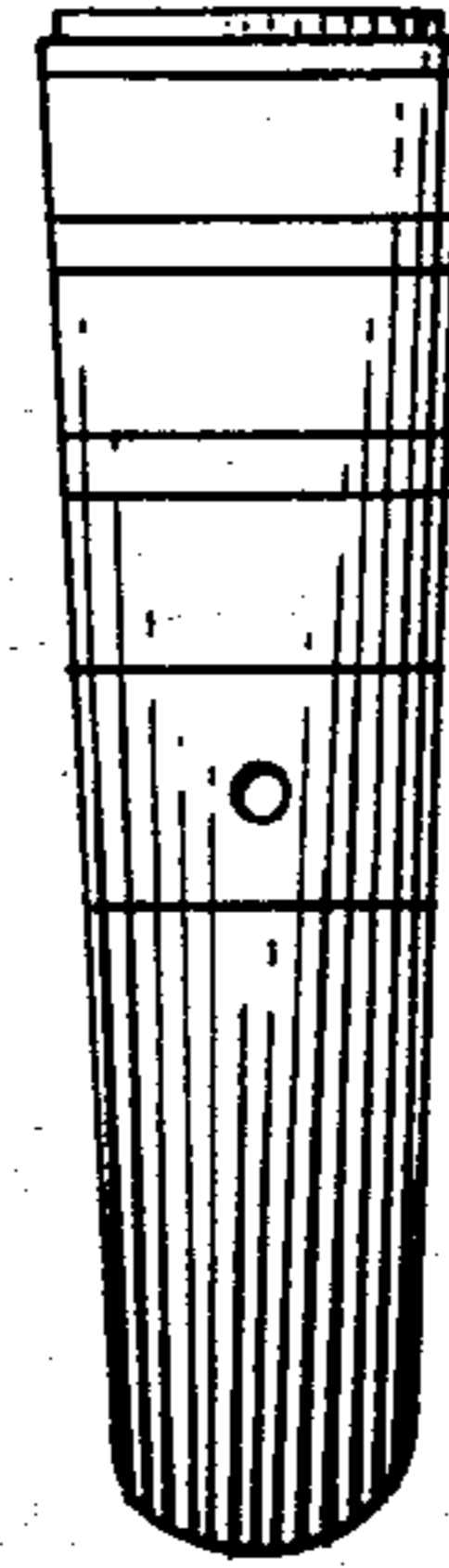


FIG. 3.

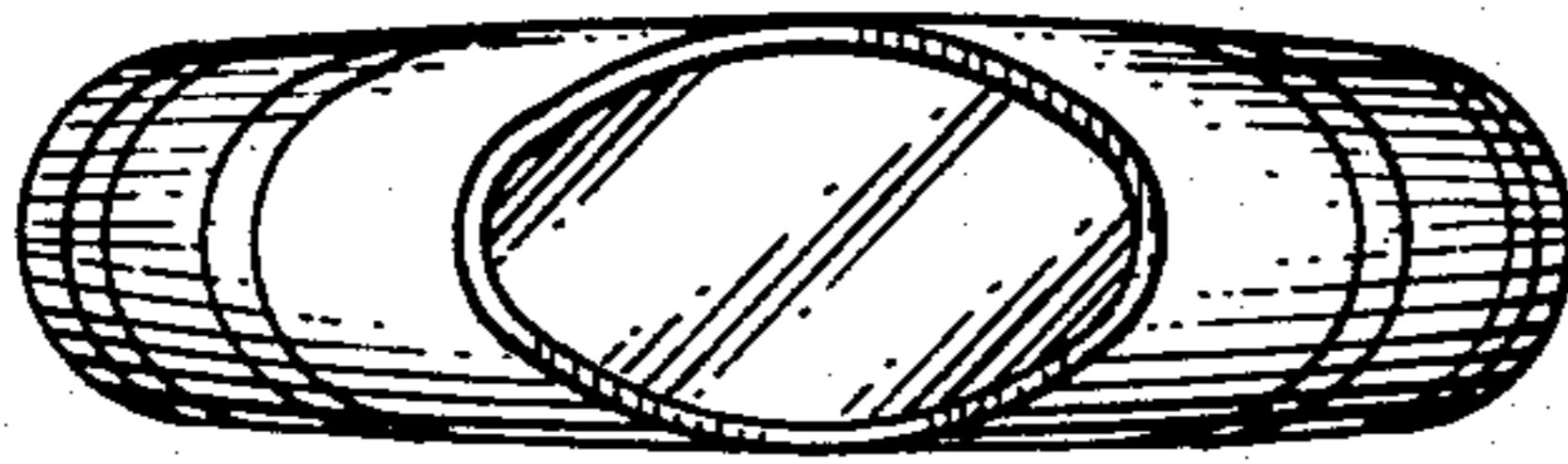


FIG. 4.

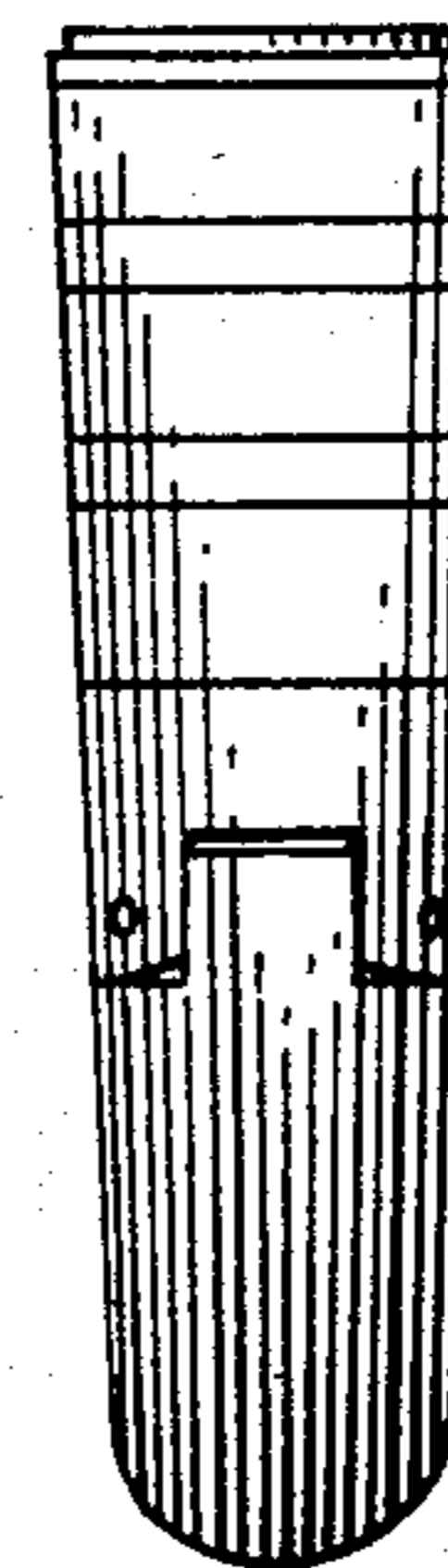


FIG. 5.

