

[54] UTILITY HOOK

[76] Inventors: Phillip W. Huxhold; Marilyn A. Huxhold, both of R. 4, Townsend Rd., Janesville, Wis. 53545

[\*\*] Term: 14 Years

[21] Appl. No.: 578,273

[22] Filed: Feb. 8, 1984

[52] U.S. Cl. .... D8/372; D8/367; 248/304

[58] Field of Search ..... D8/356, 372, 371, 367, D8/368, 370; 248/304

[56] References Cited

U.S. PATENT DOCUMENTS

D. 17,796	10/1887	Gloskler	.....	D8/372
D. 38,025	5/1906	Lattin	.....	D8/372
D. 50,822	5/1917	Stephens	.....	D8/380
D. 228,737	10/1973	Mathews	.....	D8/356
D. 254,943	5/1980	Hepworth	.....	D8/372
D. 261,960	11/1981	Mathews	.....	D8/356
684,312	10/1901	Rush	.....	248/304

799,092	9/1905	Rosenfeld	.....	248/68.1
887,272	5/1908	Robinson	.....	248/68.1
1,597,338	8/1926	Bauer	.....	248/304
1,613,477	1/1927	Olson	.....	248/304

FOREIGN PATENT DOCUMENTS

836636	6/1960	United Kingdom	.....	D8/363
--------	--------	----------------	-------	--------

Primary Examiner—Wallace R. Burke

Assistant Examiner—Horace B. Fay

Attorney, Agent, or Firm—Howard M. Herriot

[57] CLAIM

The ornamental design for a utility hook, as shown and described.

DESCRIPTION

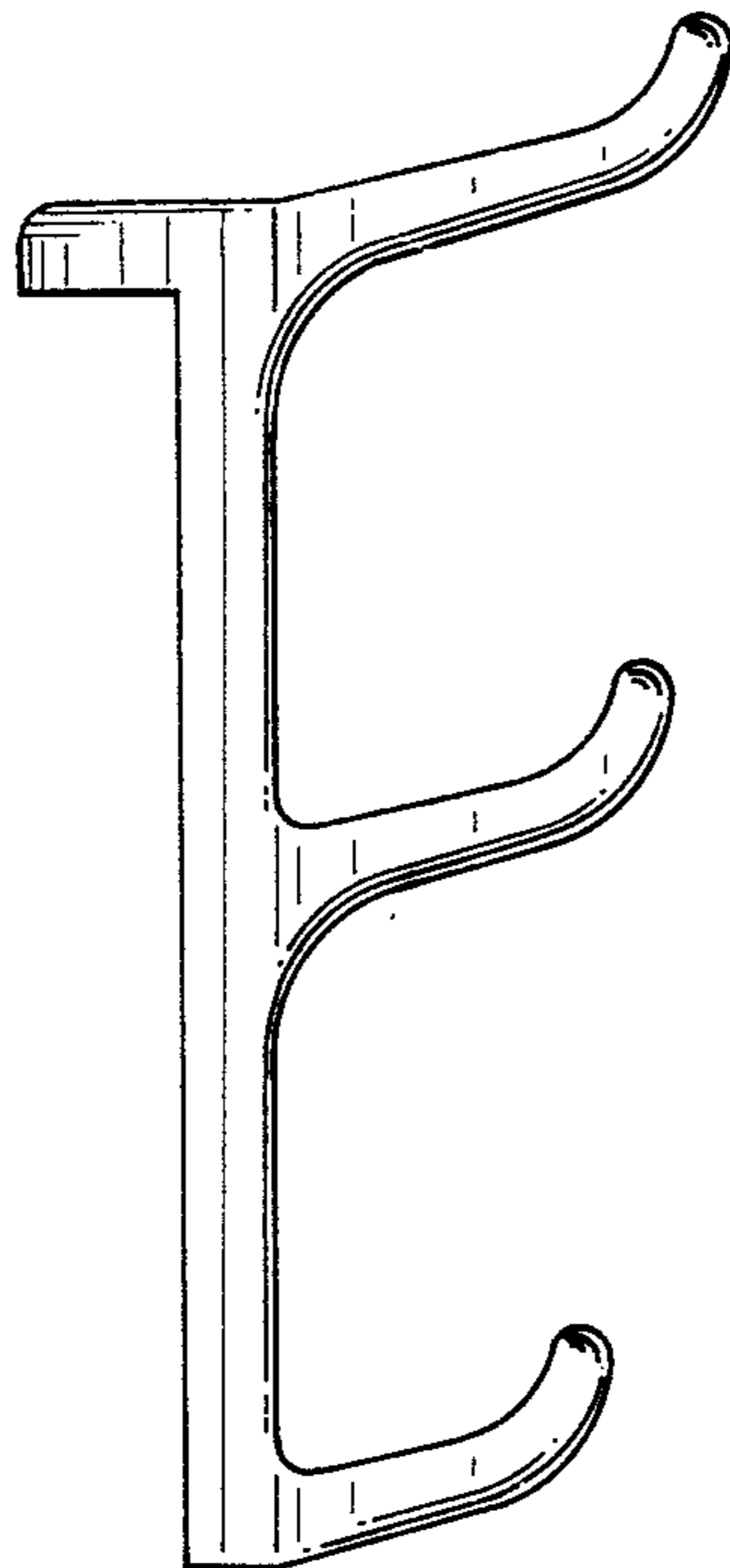
FIG. 1 is a side elevational view of a utility lock showing our new design, the side opposite being a mirror image thereof;

FIG. 2 is a front elevational view thereof;

FIG. 3 is a rear elevational view thereof;

FIG. 4 is a top plan view thereof; and

FIG. 5 is a bottom plan view thereof.



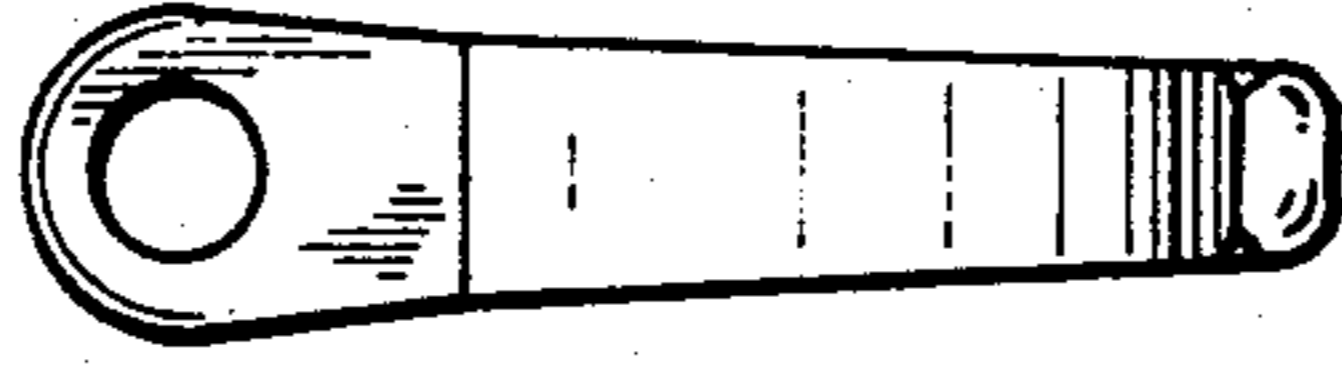


FIG. 4




FIG. 3

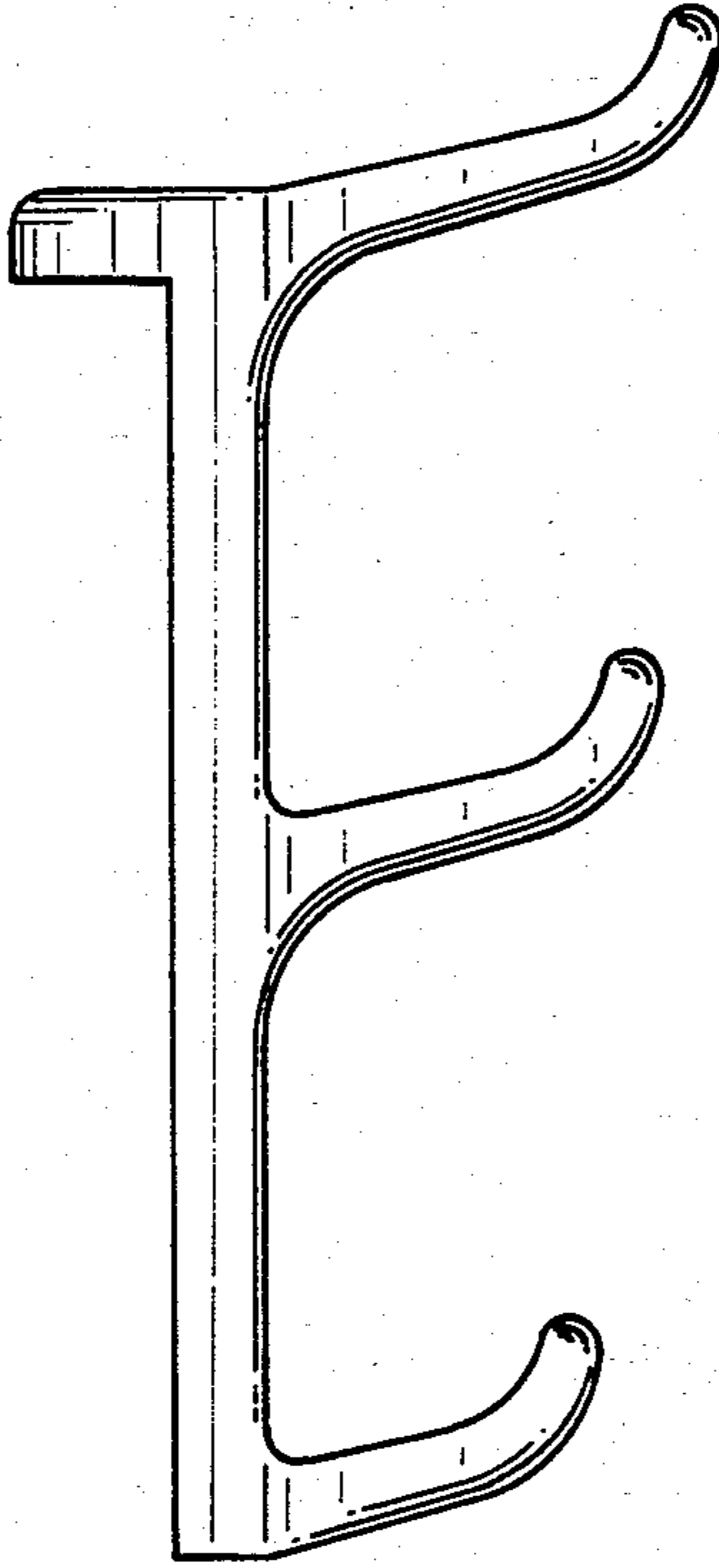


FIG. 1



FIG. 2



FIG. 5