

[54] WALL MIRROR

[75] Inventor: Frank Billiet, Kortrijk, Belgium

[73] Assignee: Mirodan, Etn. L. d'Haene & Zonen, Kortrijk-Heule, Belgium

[**] Term: 14 Years

[21] Appl. No.: 484,211

[22] Filed: Apr. 12, 1983

[52] U.S. Cl. D6/300

[58] Field of Search D6/300-309, D6/311-314; D25/72, 52, 80; 156/663; 52/456, 311; 350/600

[56] References Cited

U.S. PATENT DOCUMENTS

D. 19,755	4/1890	Kinnear	D25/72	X
D. 27,343	7/1897	Basquin	D25/72	
D. 84,923	8/1931	Crawford	D25/72	
D. 151,797	11/1948	Sutter	D25/72	
D. 184,140	12/1958	Mook	D6/300	
D. 184,141	12/1958	Mook	D6/300	
D. 260,439	8/1981	Martinelli	D25/72	
1,259,778	3/1918	Roper	52/456	
1,606,073	11/1926	Hebberd	D25/52	X
3,884,559	5/1975	Baba	350/600	X
4,129,671	12/1978	Greenberg	D25/80	X

OTHER PUBLICATIONS

Builder's Woodwork & Permanent Fixtures, 5/24, p.

320, Leaded Bevel Plates, Item #1742, p. 36, Cottage Windows, Item #14.

Primary Examiner—Bernard Ansher
Assistant Examiner—Terry Pfeffer
Attorney, Agent, or Firm—Spencer & Frank

[57] CLAIM

The ornamental design for a wall mirror, as shown and described.

DESCRIPTION

FIG. 1 is a front elevation of a wall mirror showing my new design.

FIG. 2 is a bottom plan view thereof, the top and the sides not shown being a mirror image.

FIG. 3 is a front elevation of a second embodiment thereof.

FIG. 4 is a right side elevation of FIG. 3, the opposite side being a mirror image.

FIG. 5 is a bottom plan view of FIG. 3, the opposite side being a mirror image.

FIG. 6 is a front elevation of a third embodiment thereof.

FIG. 7 is a right side elevation of FIG. 6, the opposite side being a mirror image.

FIG. 8 is a bottom plan view of FIG. 6, the opposite side being a mirror image.

The undisclosed rear view is plane and unornamented.

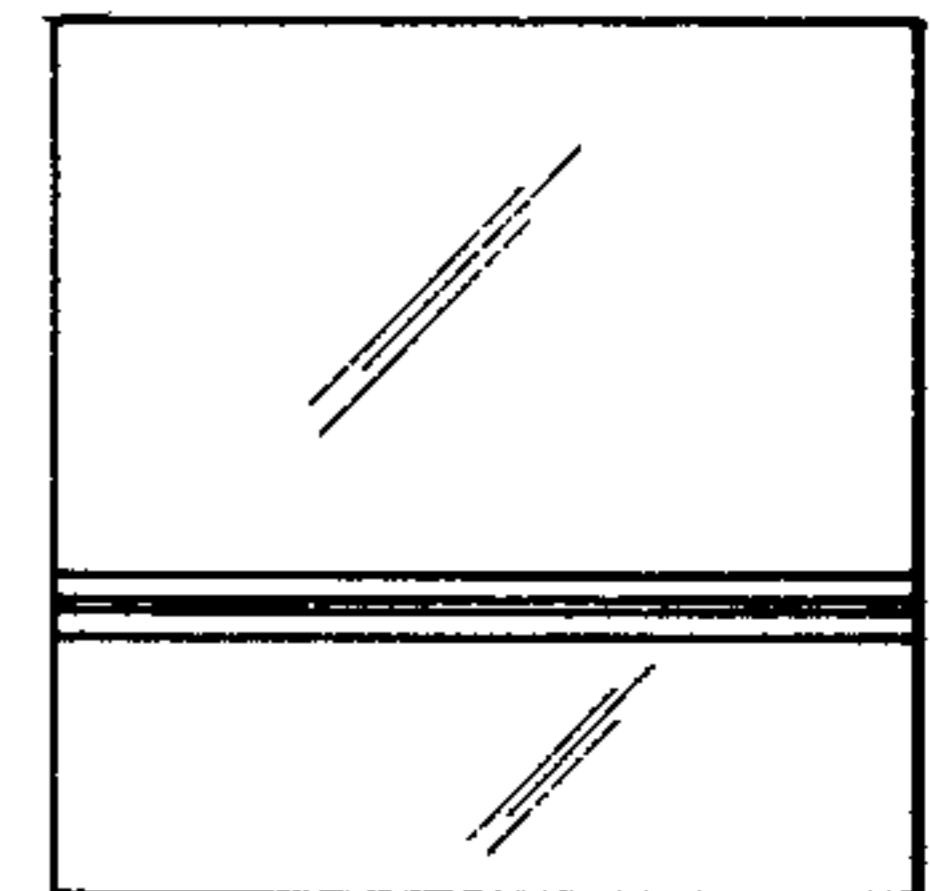
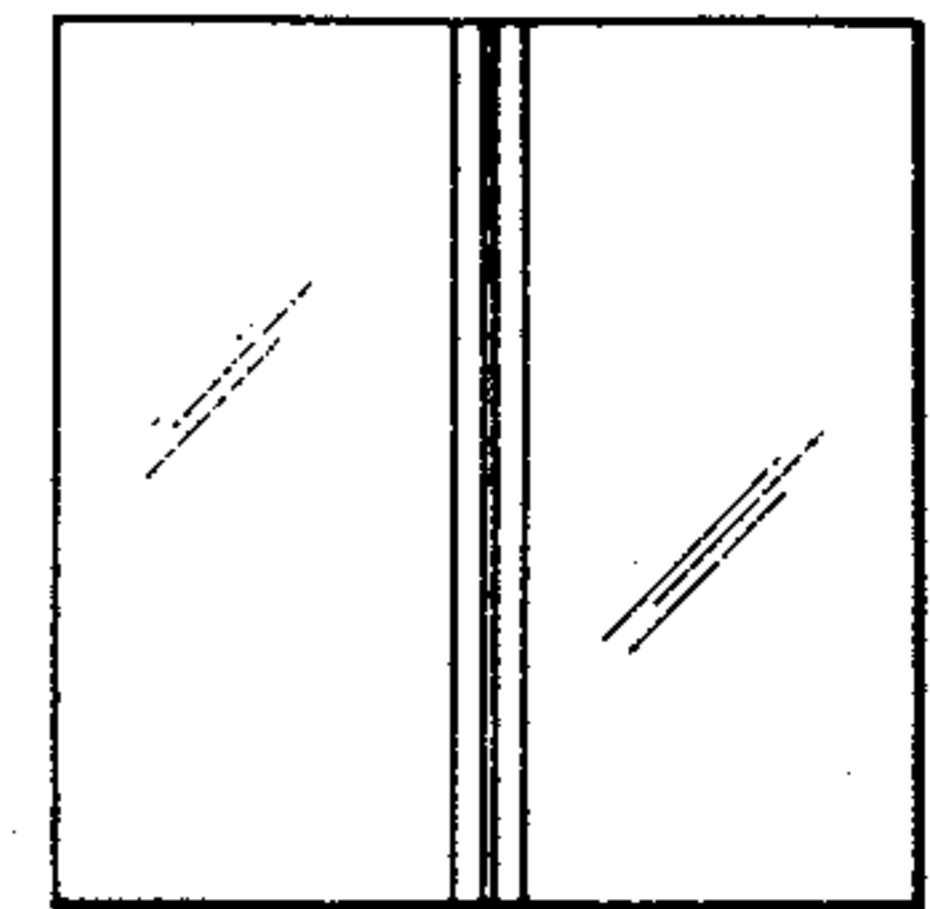



Fig.1

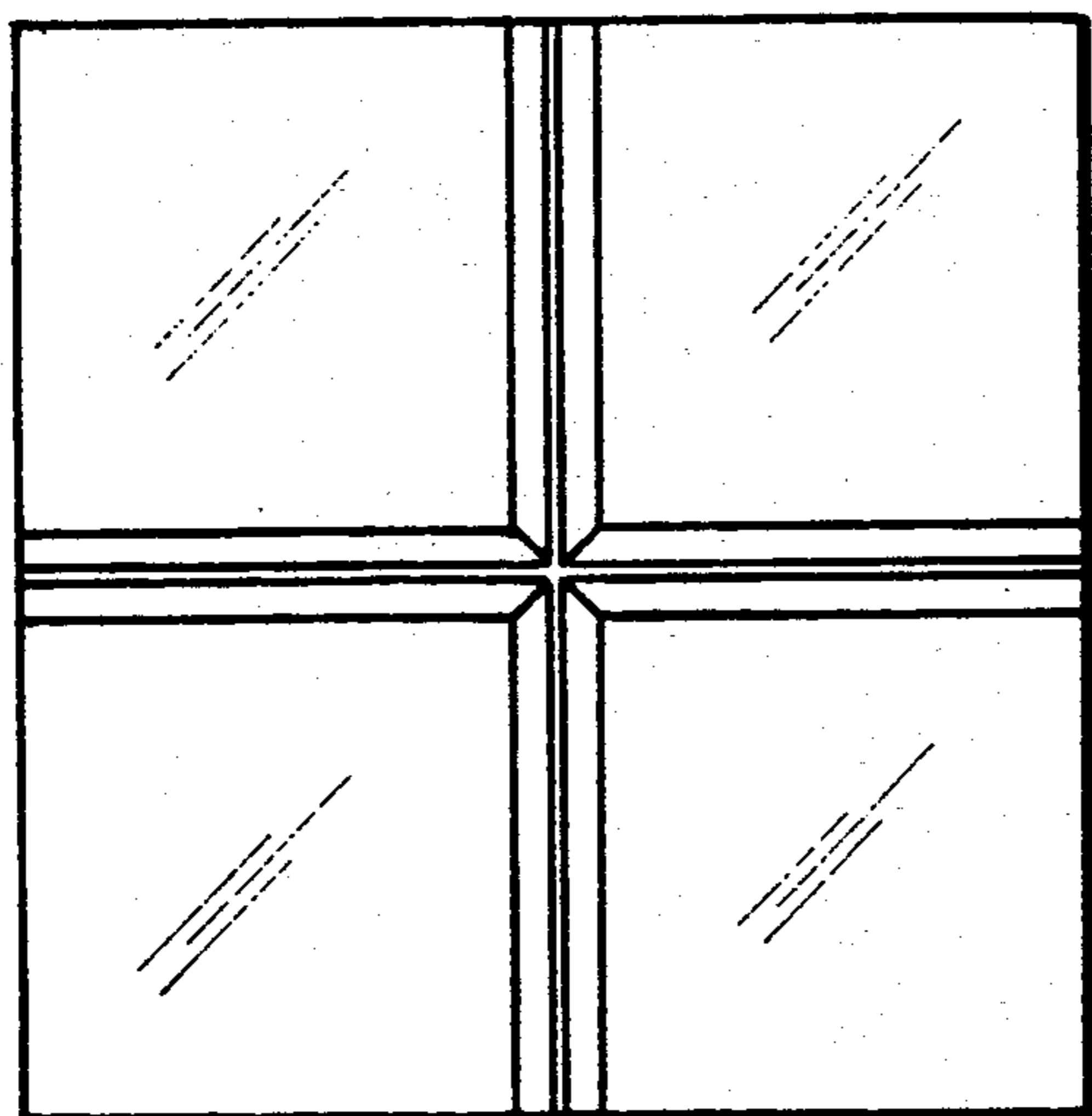


Fig.2

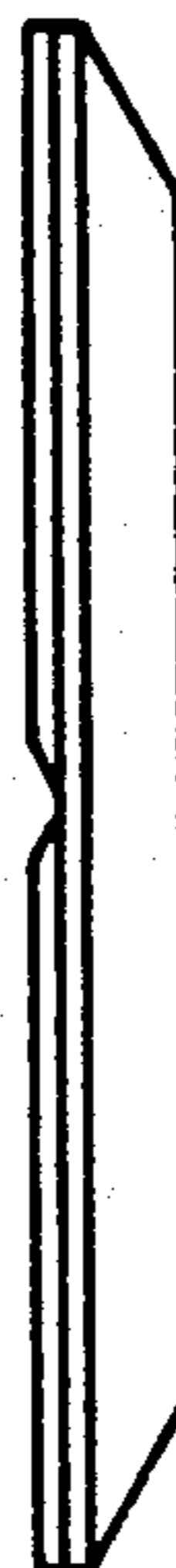


Fig. 6


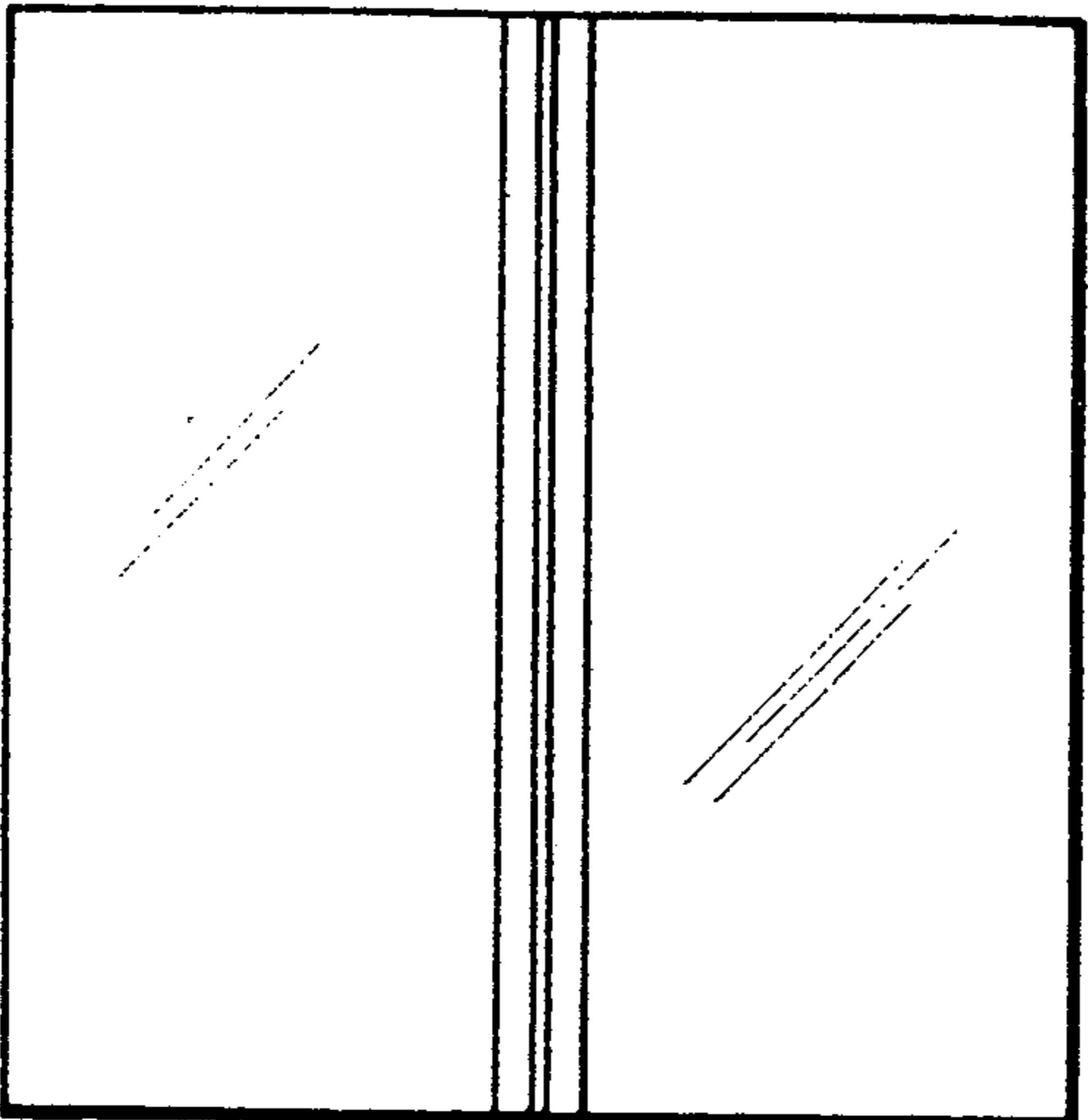


Fig. 8

Fig. 3

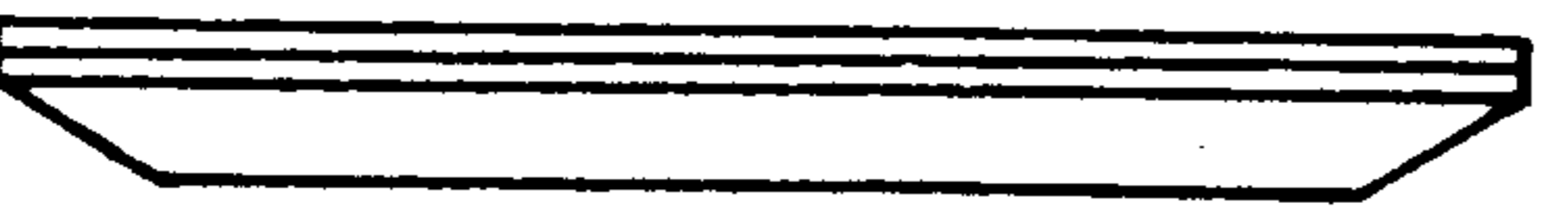
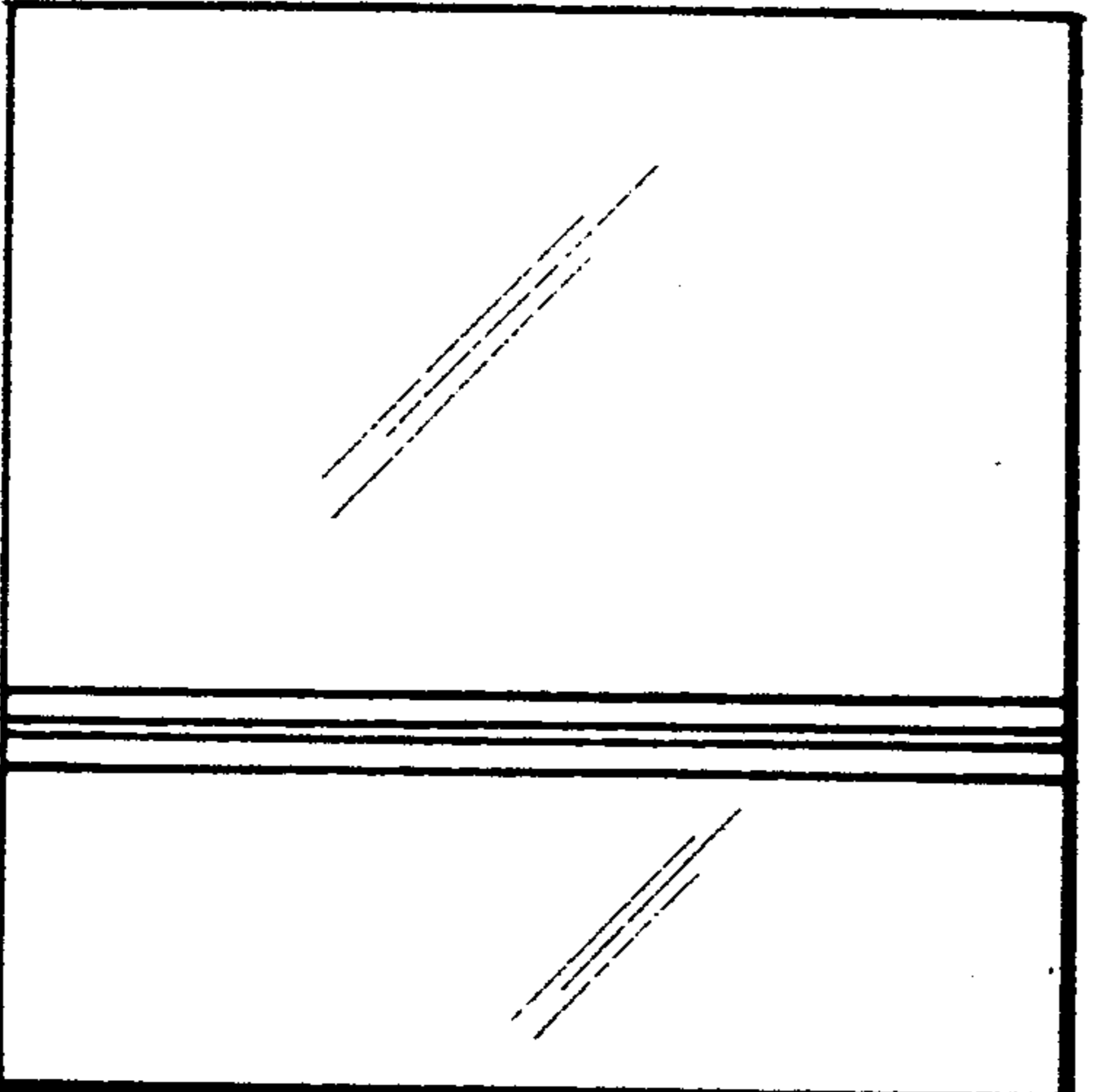


Fig. 5



Fig. 7



Fig. 4