

[54] **FIXTURE FOR HEATING AND VENTILATING DEVICES**

[75] Inventor: **Joachim Schulz**, Mudau, Fed. Rep. of Germany

[73] Assignee: **Aurora Konrad G. Schulz GmbH & Co.**, Mudau, Fed. Rep. of Germany

[**] Term: **14 Years**

[21] Appl. No.: **559,311**

[22] Filed: **Dec. 8, 1983**

[30] **Foreign Application Priority Data**

Jun. 8, 1983 [DE] Fed. Rep. of Germany ... MR II 375

[52] U.S. Cl. **D23/115**

[58] **Field of Search** D23/110-115, D23/127; 98/40.01, 40.24, 41.1, 102, 103, 107, 108, 110, 111, 112, 113, 121.1, 121.2

[56] **References Cited**

U.S. PATENT DOCUMENTS

5,698 8/1848 Culver 98/113 X

D. 156,790 1/1950 Wesche D23/115

2,593,133 4/1952 Geary 98/113

3,063,357 11/1962 Eberhart 98/110 X

3,504,618 4/1970 Rosner 98/108

3,628,441 12/1971 Ardussi et al. 98/102 X

3,636,854 1/1972 Cary 98/110

3,648,592 3/1972 Nieboer 98/107

FOREIGN PATENT DOCUMENTS

205649 11/1956 Australia 98/110

382521 10/1932 United Kingdom 98/110

Primary Examiner—Catherine E. Kemper
Attorney, Agent, or Firm—Becker & Becker, Inc.

[57] **CLAIM**

The ornamental design for a fixture for heating and ventilating devices, as shown and described.

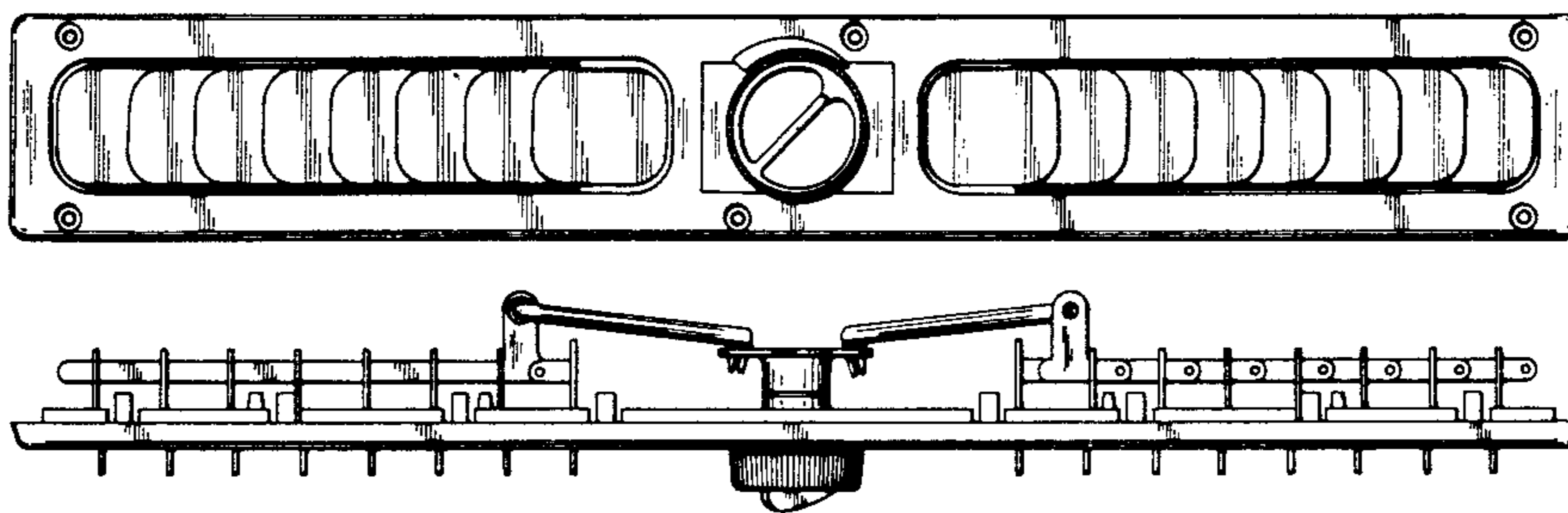
DESCRIPTION

FIG. 1 is a plan view of a fixture for heating and ventilating devices showing my new design, with the louvers thereof in a closed position;

FIG. 2 is a side view thereof, with the louvers in an open position;

FIG. 3 is a bottom view thereof, with the louvers in an open position; and

FIG. 4 is an end view thereof, with the louvers in an open position.



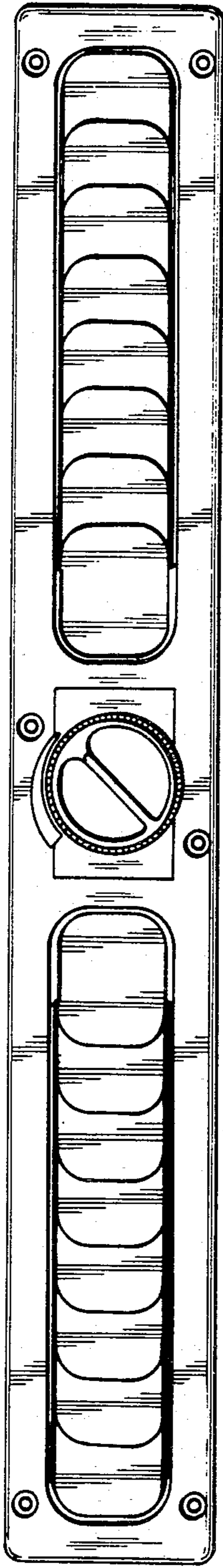


FIG-1

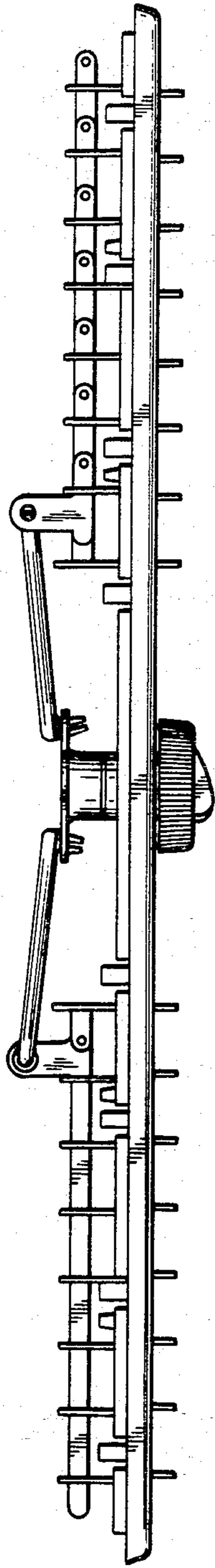


FIG-2

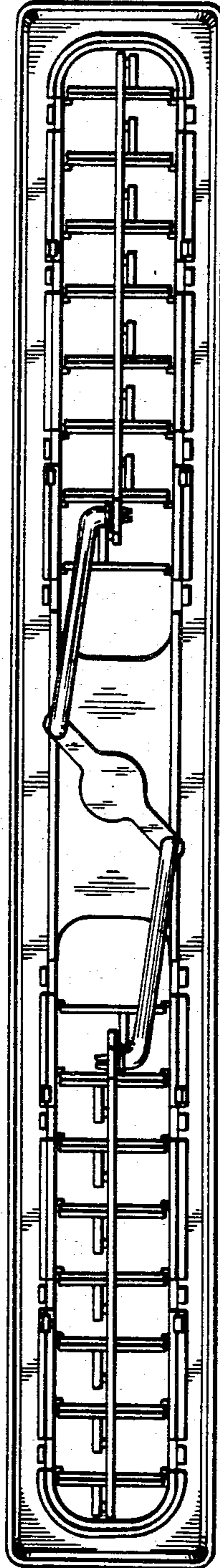


FIG-3

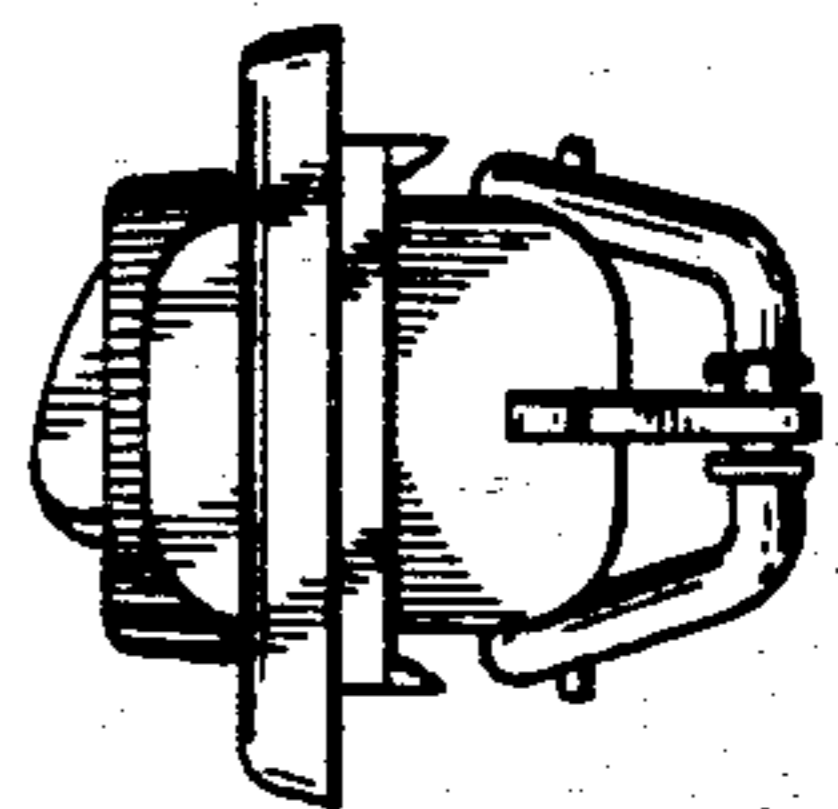


FIG-4