

[54] POWER SOURCE CONVERTER AND HANDSET ATTACHMENT FOR VEHICULAR RADIO TELEPHONE, OR SIMILAR ARTICLE

[75] Inventor: Albert L. Nagele, Wilmette, Ill.

[73] Assignee: Motorola, Inc., Schaumburg, Ill.

[**] Term: 14 Years

[21] Appl. No.: 622,328

[22] Filed: Jun. 19, 1984

[52] U.S. Cl. D14/59; D14/65; D14/52; D14/68; D14/63

[58] Field of Search D14/52, 53, 63, 64, D14/59, 60, 61, 62, 58; 455/346, 89; 179/179, 100 R, 100 D, 100 C, 101, 103

[56] References Cited

U.S. PATENT DOCUMENTS

- D. 234,605 3/1975 Larson D14/53
- D. 234,920 4/1975 Koster et al. D14/95

- D. 269,873 7/1983 Nagele et al. D14/03
- 4,124,815 11/1978 Stoschek 455/346
- 4,325,142 4/1982 Nakazawa 455/346

FOREIGN PATENT DOCUMENTS

- 2738056 3/1979 Fed. Rep. of Germany 455/346

Primary Examiner—James R. Largen
Assistant Examiner—Horace B. Fay
Attorney, Agent, or Firm—Rolland R. Hackbart

[57] CLAIM

The ornamental design for a power source converter and handset attachment for vehicular radio telephone, or similar article, substantially as shown and described.

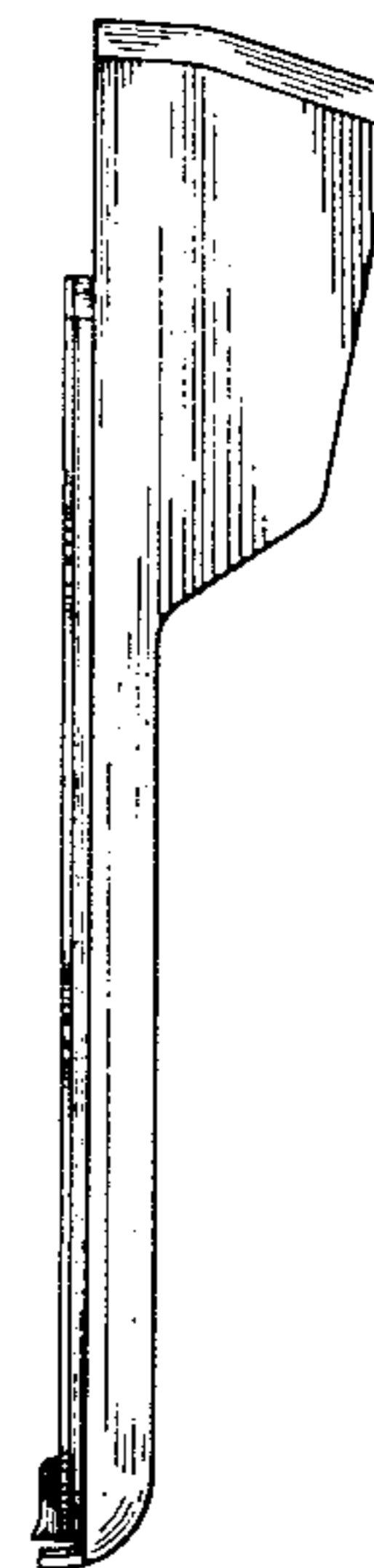
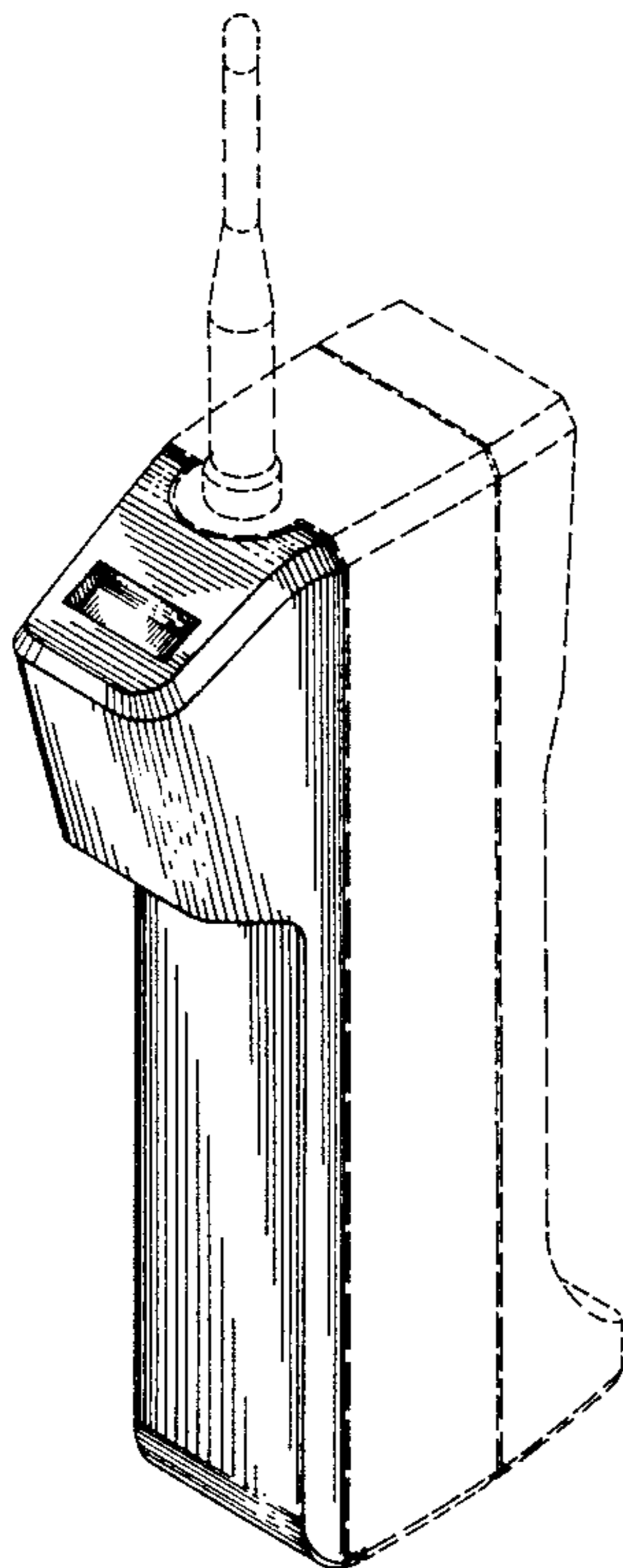
DESCRIPTION

FIG. 1 is a right side, top and front perspective view of a power source converter and handset attachment for vehicular radio telephone, or similar article showing my new design;

FIG. 2 is a left side elevational view thereof;

FIG. 3 is a rear elevational view thereof; and

FIG. 4 is a bottom plan view thereof.



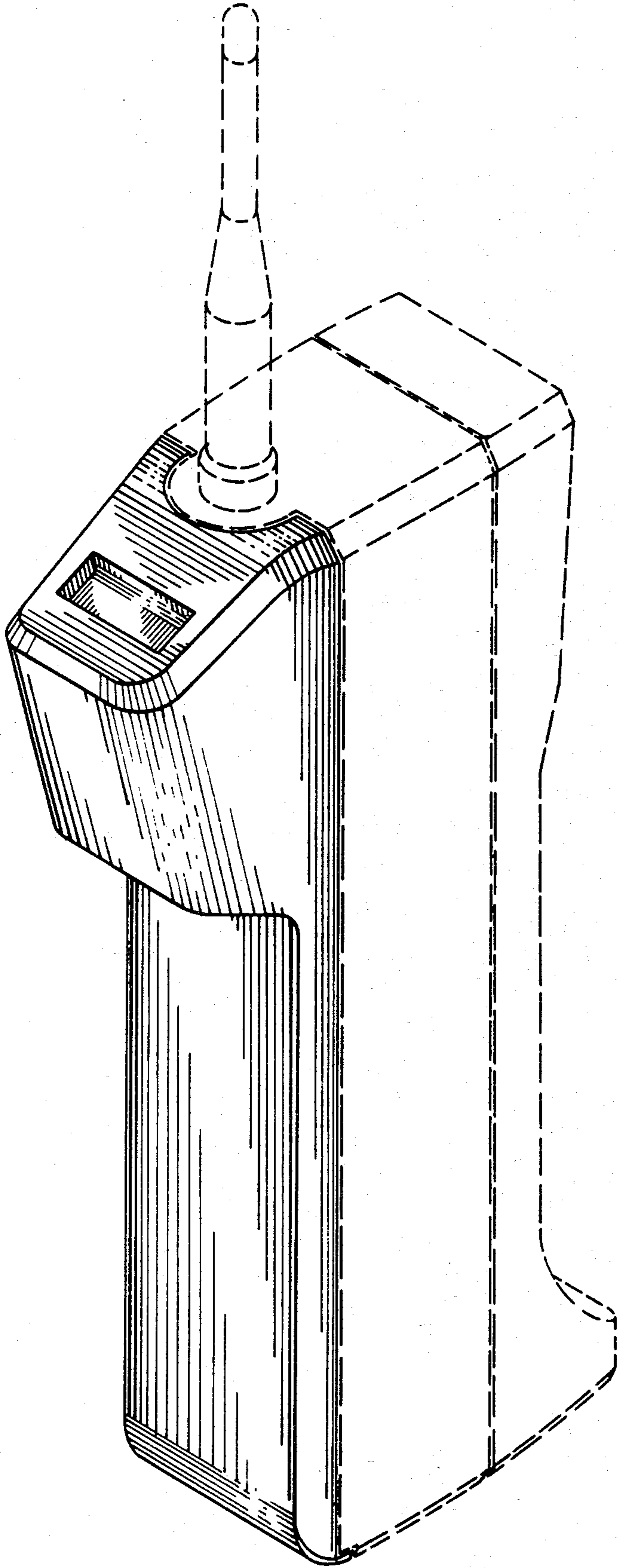


FIG. 1

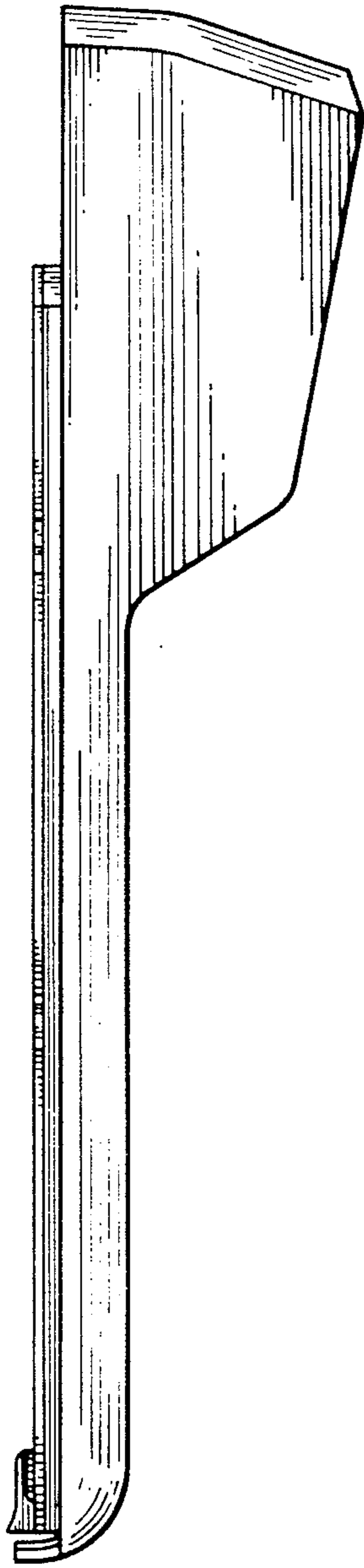


Fig. 2




Fig. 3




Fig. 4