

[54] **MULTIPLE OUTLET STRIP**

[75] **Inventor: George Hoehne, Glen Cove, N.Y.**

[73] **Assignee: Slater Electric Inc., Glen Cove, N.Y.**

[\*\*] **Term: 14 Years**

[21] **Appl. No.: 672,671**

[22] **Filed: Nov. 19, 1984**

[52] **U.S. Cl. .... D13/30**

[58] **Field of Search ..... D13/24, 25, 26, 27,  
D13/28, 29, 30, 31, 40; 339/20, 21 R, 23, 147 R,  
164 R, 166 R**

[56] **References Cited**

**U.S. PATENT DOCUMENTS**

D. 217,251	4/1970	Kahn .....	D13/30
D. 248,465	7/1978	Roberts et al. ....	D13/24
D. 253,409	11/1979	Voelkert .....	D13/24
2,437,579	3/1948	Wilson .....	339/21 R
3,214,579	10/1965	Pacini .....	339/21 R X

3,358,261 12/1967 Gaines et al. .... D13/30 X

**OTHER PUBLICATIONS**

Electronic Protection Devices Brochure dated 7--8-1983, Filtered Surge Protector; "The Peach".

*Primary Examiner*—Susan J. Lucas

*Assistant Examiner*—C. E. Heflin

*Attorney, Agent, or Firm*—Morgan, Finnegan, Pine, Foley & Lee

[57] **CLAIM**

The ornamental design for a multiple outlet strip, as shown and described.

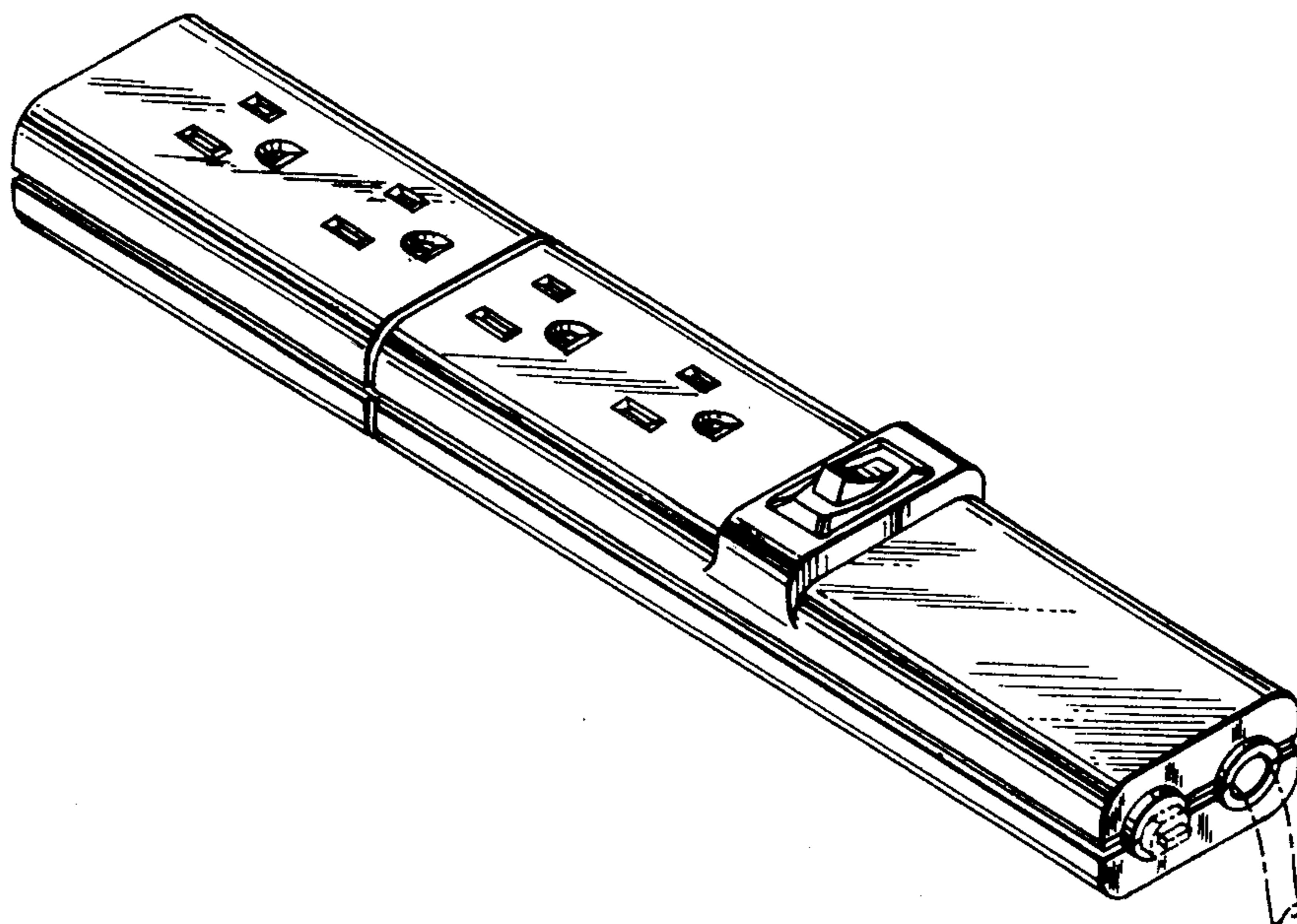
**DESCRIPTION**

FIG. 1 is a perspective view of the multiple outlet strip showing my new design with the structure shown in broken lines being for illustrative purposes only;

FIG. 2 is a top plan view thereof;

FIG. 3 is a bottom plan view thereof;

FIG. 4 is an end view thereof.



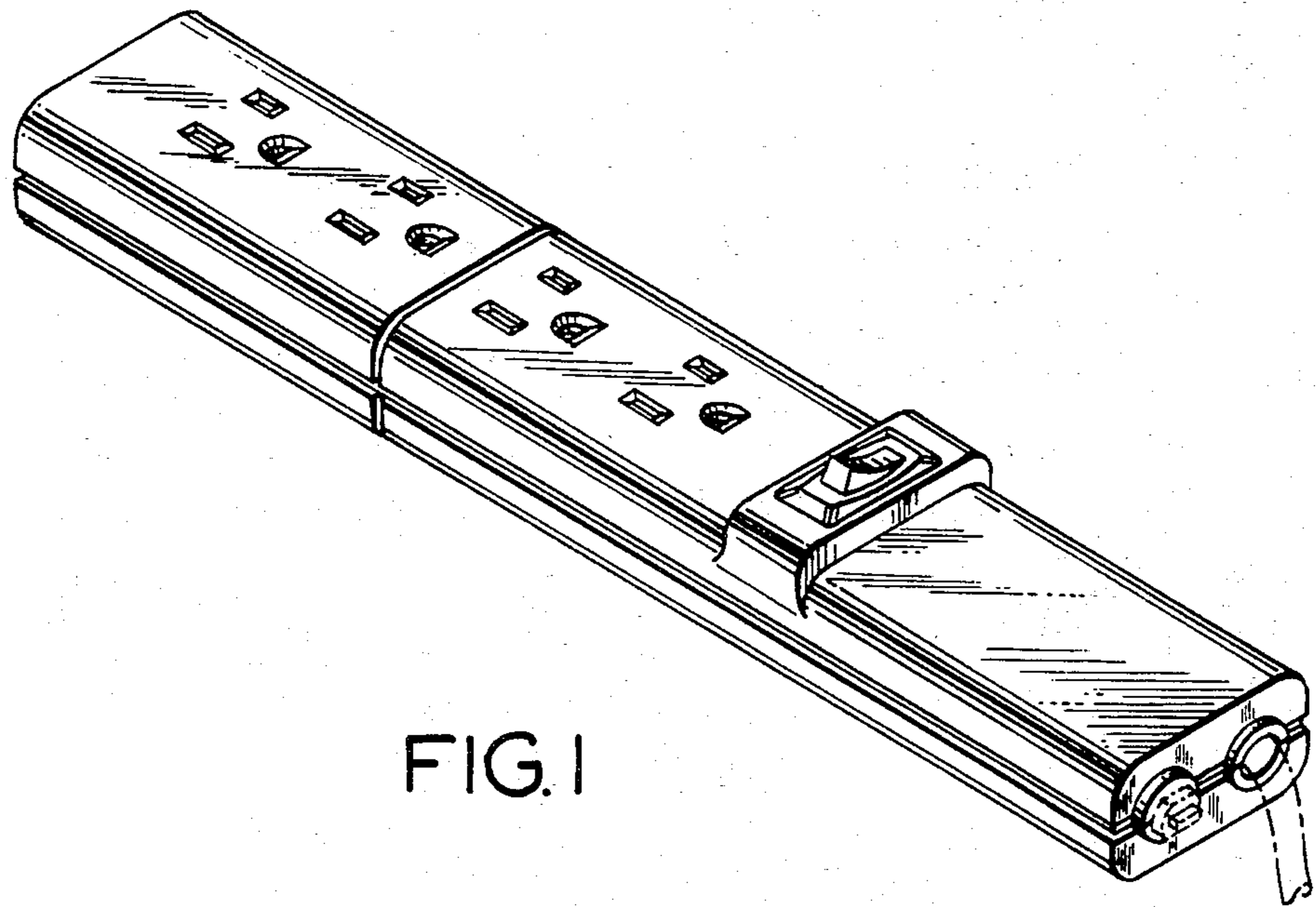


FIG. 1

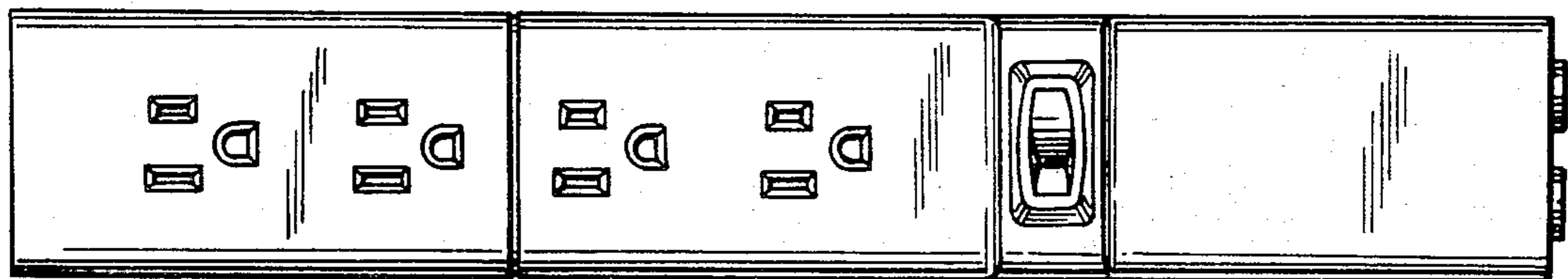


FIG. 2

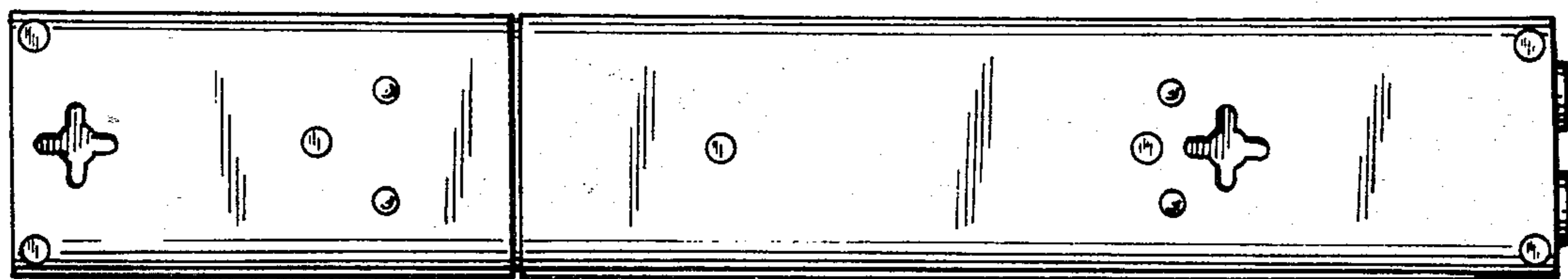


FIG. 3

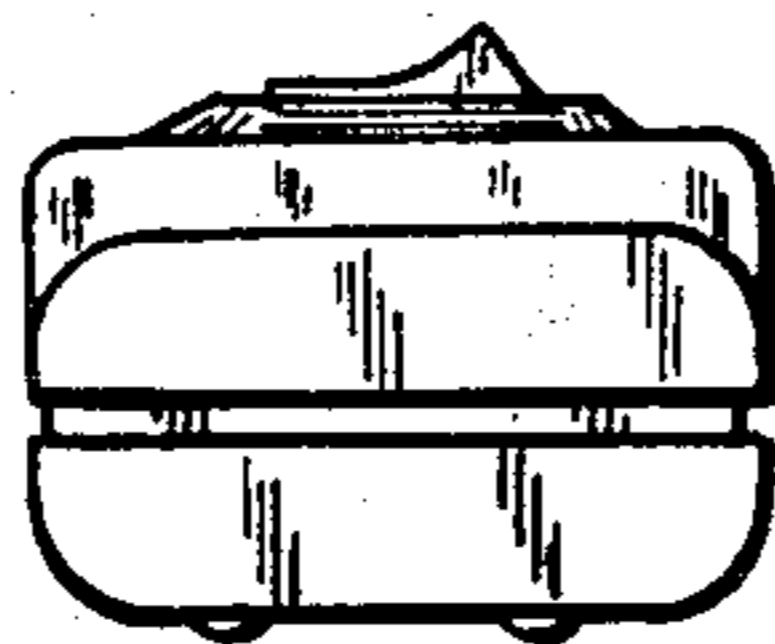


FIG. 4