

[54] **WINDSHIELD ATTACHMENT FOR A MOTORCYCLE**

[76] **Inventor: Jack B. Cline, 12827 Bromwich St., Arleta, Calif. 91331**

[\*\*] **Term: 14 Years**

[21] **Appl. No.: 549,174**

[22] **Filed: Nov. 7, 1983**

[52] **U.S. Cl. .... D12/182; D12/181**

[58] **Field of Search ..... D12/182, 181; 296/78.1, 296/91**

[56] **References Cited**

**U.S. PATENT DOCUMENTS**

D. 136,527	10/1943	Mullner	.....	D12/181
D. 266,159	9/1982	Johnson et al.	.....	D12/182
4,089,556	5/1978	Stobar	.....	280/289 S
4,536,005	8/1985	Tanaka et al.	.....	296/78.1

**FOREIGN PATENT DOCUMENTS**

559750	6/1923	France	.....	296/78.1
206324	11/1923	United Kingdom	.....	296/78.1
241692	10/1925	United Kingdom	.....	296/78.1
248533	3/1926	United Kingdom	.....	296/78.1

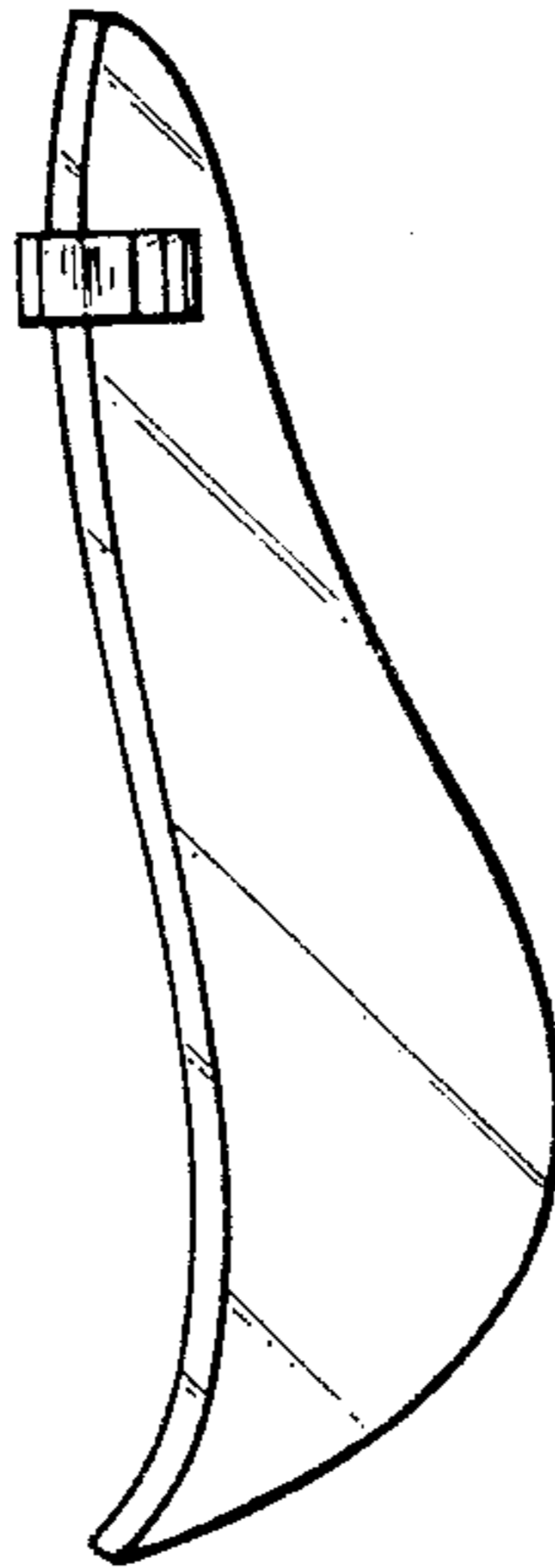
*Primary Examiner*—James M. Gandy  
*Attorney, Agent, or Firm*—Jack C. Munro

[57] **CLAIM**

The ornamental design for a windshield attachment for a motorcycle, as shown and described.


**DESCRIPTION**

FIG. 1 is a front perspective view of the windshield attachment for a motorcycle showing my new design which is to be mounted on the left side of a conventional motorcycle windshield;  
FIG. 2 is a is an inner end elevational view thereof;  
FIG. 3 is a is an outer end elevational view thereof;  
FIG. 4 is a rear elevational view thereof;  
FIG. 5 is a front elevational view thereof;  
FIG. 6 is a top plan view thereof; and  
FIG. 7 is a bottom plan view thereof.





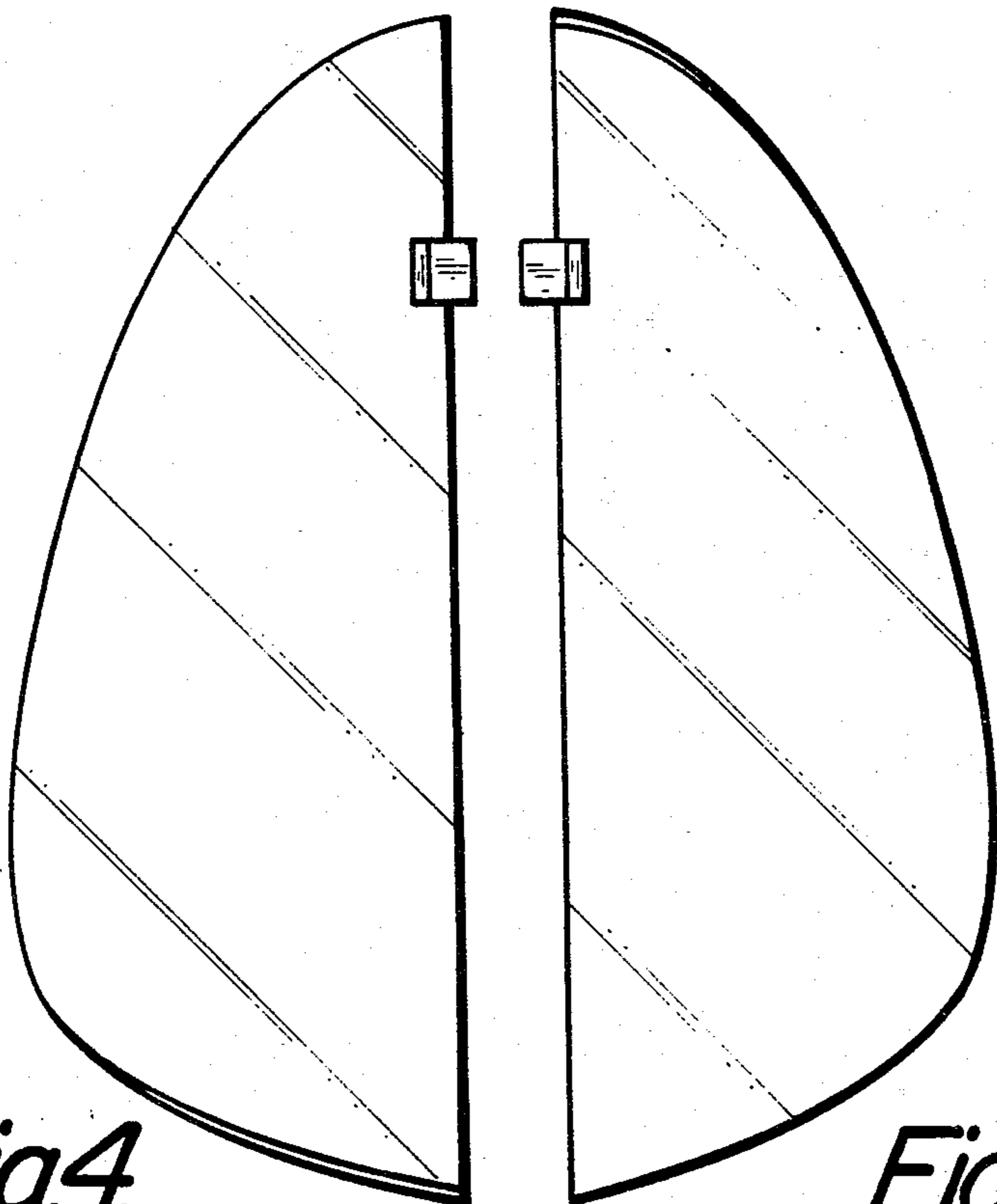
*Fig. 1.*



*Fig. 2.*




*Fig. 3.*




*Fig. 4.*

*Fig. 5.*



*Fig. 6.*



*Fig. 7.*