

[54] WATCH STRAP

[75] Inventor: Gary Grimes, Kessel-Lo, Belgium

[73] Assignee: Timex Corporation, Waterbury, Conn.

[\*\*] Term: 14 Years

[21] Appl. No.: 629,524

[22] Filed: Jul. 10, 1984

[52] U.S. Cl. .... D11/4; D10/32

[58] Field of Search ..... D11/1-6, D11/15, 19-22, 25, 87; D10/32; 63/1 R-11; 59/79.1-79.3

[56] References Cited

U.S. PATENT DOCUMENTS

D. 163,317	5/1951	Pagliuca	.....	D11/87
D. 212,640	11/1968	Bollier	.....	D11/3
D. 254,964	5/1980	Hofman	.....	D11/3
D. 255,020	5/1980	Hofman	.....	D11/3
D. 279,555	7/1985	Matsuo	.....	D11/4
2,020,163	11/1935	Salvo et al.	.....	D11/87 X


Primary Examiner—Louis S. Zarfes  
Attorney, Agent, or Firm—William C. Crutcher

[57] CLAIM

The ornamental design for a watch strap, as shown and described.

DESCRIPTION

FIG. 1 is a perspective view of a watch strap showing my new design;  
 FIG. 2 is a top plan view;  
 FIG. 3 is a side elevational view, the opposite side being a mirror image;  
 FIG. 4 is a bottom plan view;  
 FIG. 5 is a left end elevational view;  
 FIG. 6 is an elevational view from the center looking toward either end;  
 FIG. 7 is a right end elevational view;  
 FIG. 8 is a sectional view taken on line 8—8 of FIG. 2;  
 FIG. 9 is a sectional view taken on line 9—9 of FIG. 1; and  
 FIG. 10 is a sectional view taken on line 10—10 of FIG. 2.



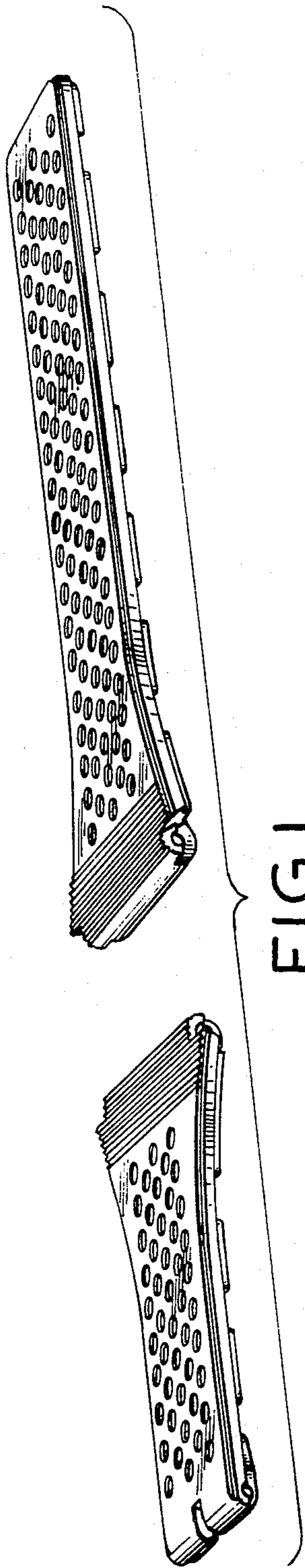


FIG. 1

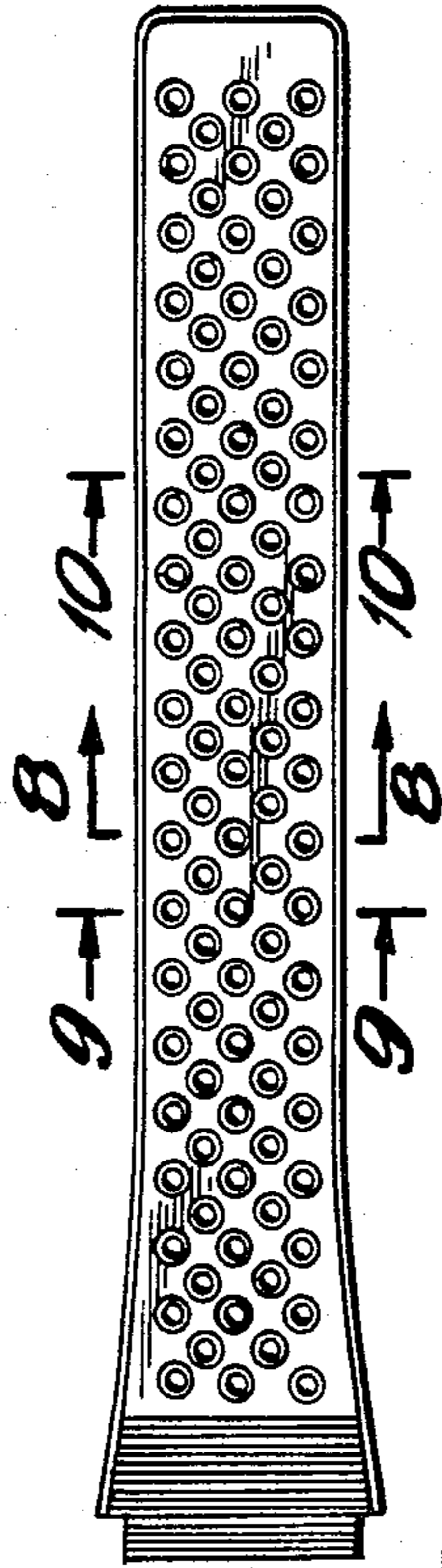


FIG. 2



FIG. 3



FIG. 4

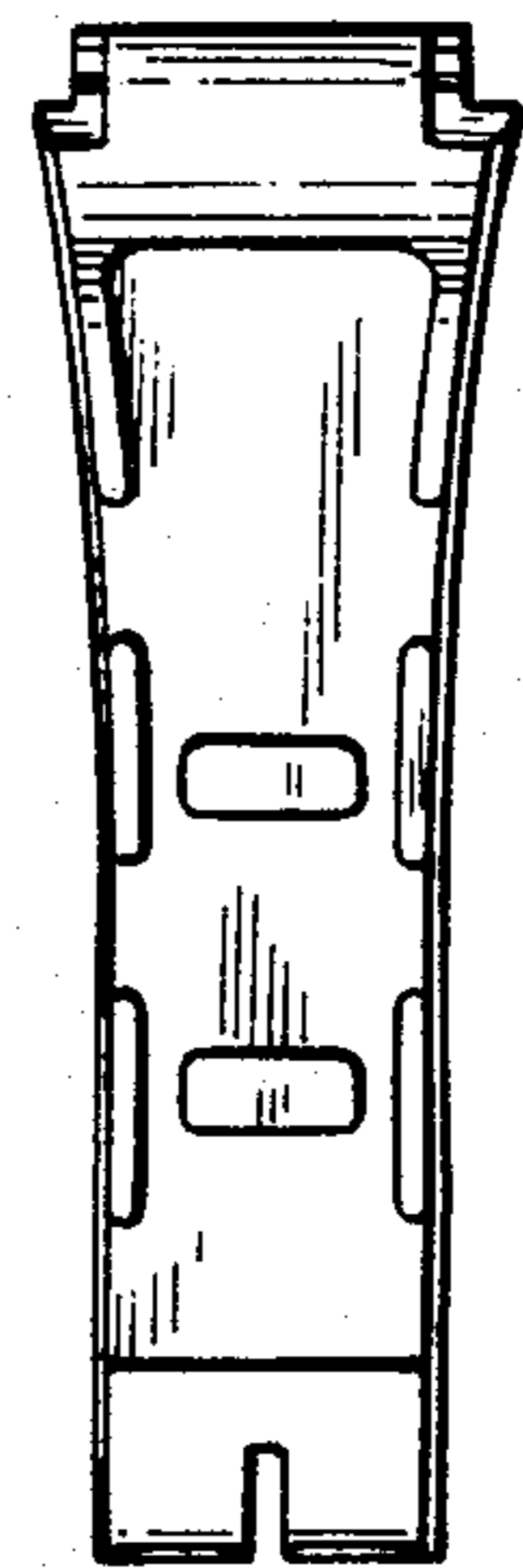




FIG. 5




FIG. 6




FIG. 7



FIG. 8



FIG. 9



FIG. 10