

[54] **TIMER WITH COMPARTMENT**

4,451,158 5/1984 Selwyn et al. .... 368/107 X

[75] Inventors: **Dan E. Gremonprez**, West Bend, Wis.; **William C. Cesaroni**, Glenview, Ill.

[73] Assignee: **Dart Industries, Inc.**, Northbrook, Ill.

[\*\*] Term: **14 Years**

[21] Appl. No.: **595,032**

[22] Filed: **Apr. 3, 1984**

[52] U.S. Cl. .... **D10/40**

[58] Field of Search ..... D10/15, 24, 25, 40, D10/2; 368/89, 101, 107-117, 121; D28/83

[56] **References Cited**

**U.S. PATENT DOCUMENTS**

- D. 193,279 7/1962 Palmer ..... D10/40
- D. 266,228 9/1982 Inora ..... D10/15
- D. 268,618 4/1983 Napolitane ..... D28/83 X
- D. 275,082 8/1984 Goodin et al. .... D10/40

**OTHER PUBLICATIONS**

Jewelers' Circular-Keystone, 11/1978, p. 64-Travel Alarm at top right.

Office Products, 8/1973, p. 52,-Digital Alarm at right center.


*Primary Examiner*—Louis S. Zarfaz  
*Attorney, Agent, or Firm*—Gregory J. Mancuso

[57] **CLAIM**

The ornamental design for a timer with compartment, substantially as shown.

**DESCRIPTION**

FIG. 1 is a perspective view of a timer with compartment showing our new design;  
 FIG. 2 is a front elevational view thereof;  
 FIG. 3 is a side elevational view thereof;  
 FIG. 4 is a rear elevational view thereof;  
 FIG. 5 is a top plan view thereof;  
 FIG. 6 is a bottom plan view thereof.






FIG. 1




FIG. 2




FIG. 3

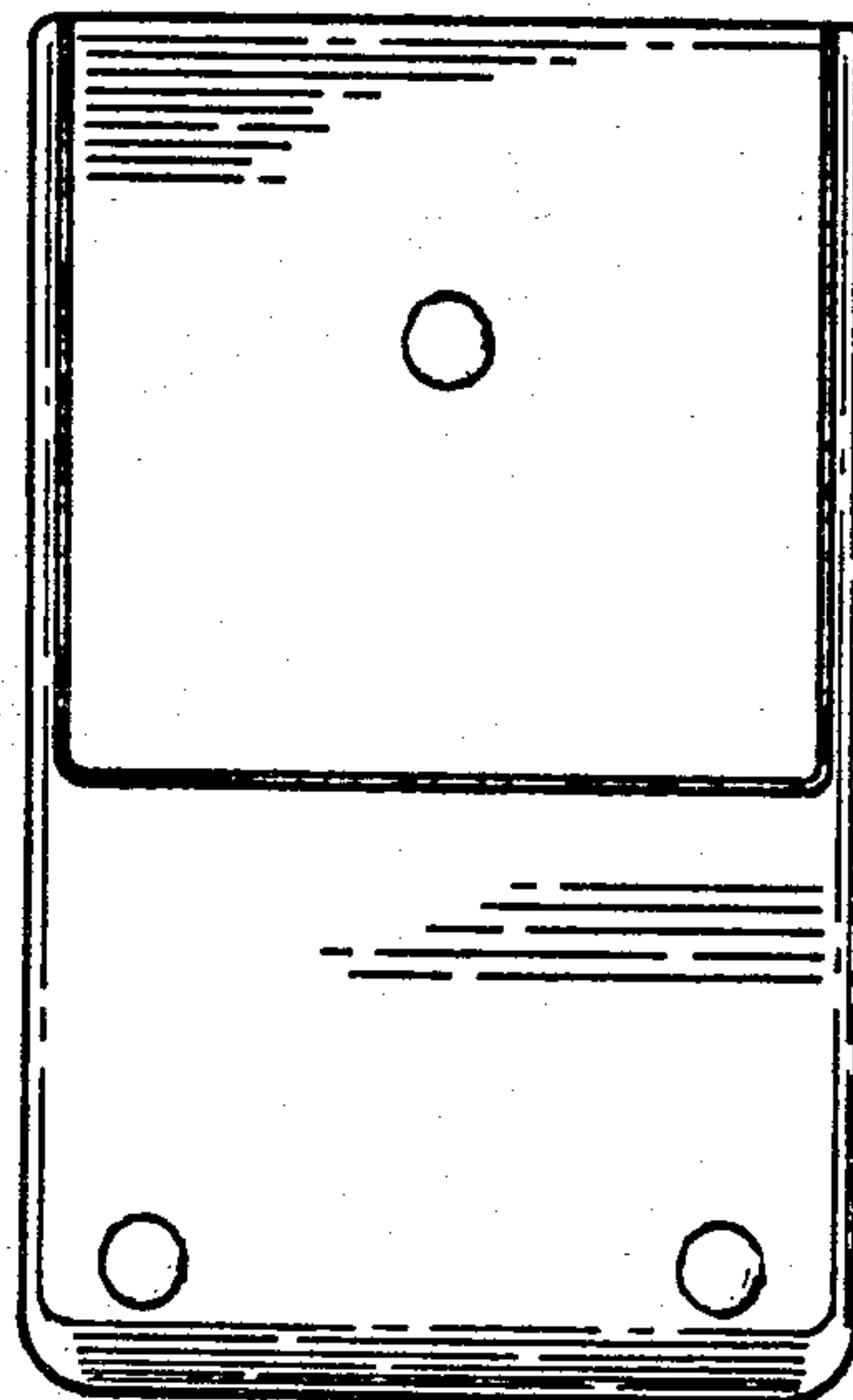


FIG. 4




FIG. 5




FIG. 6