

[54] CLOSURE FOR CONTAINER OR THE LIKE

[75] Inventor: Thomas D. Brownbill, Sidmouth, England

[73] Assignee: Metal Box p.l.c., England

[**] Term: 14 Years

[21] Appl. No.: 543,517

[22] Filed: Oct. 19, 1983

[30] Foreign Application Priority Data

Apr. 26, 1983 [GB] United Kingdom 1012713

[52] U.S. Cl. D9/438

[58] Field of Search D9/435, 434, 438, 368, D9/439; 220/270-273, 269, 260

[56] References Cited

U.S. PATENT DOCUMENTS

D. 199,703	12/1964	Potts	D9/438
D. 201,647	7/1965	Bozek	D9/438
D. 226,180	1/1973	Lutzker	D9/439
3,322,296	5/1967	Khoury	220/273
3,499,573	3/1970	Adams	220/271
3,744,662	7/1973	Zundel	220/269

3,780,902	12/1973	Holl et al.	220/270
3,807,595	4/1974	Zundel	220/260
3,869,063	3/1975	Himstedt	220/270
4,286,728	9/1981	Fraze et al.	220/270

FOREIGN PATENT DOCUMENTS

2097310 11/1982 United Kingdom .

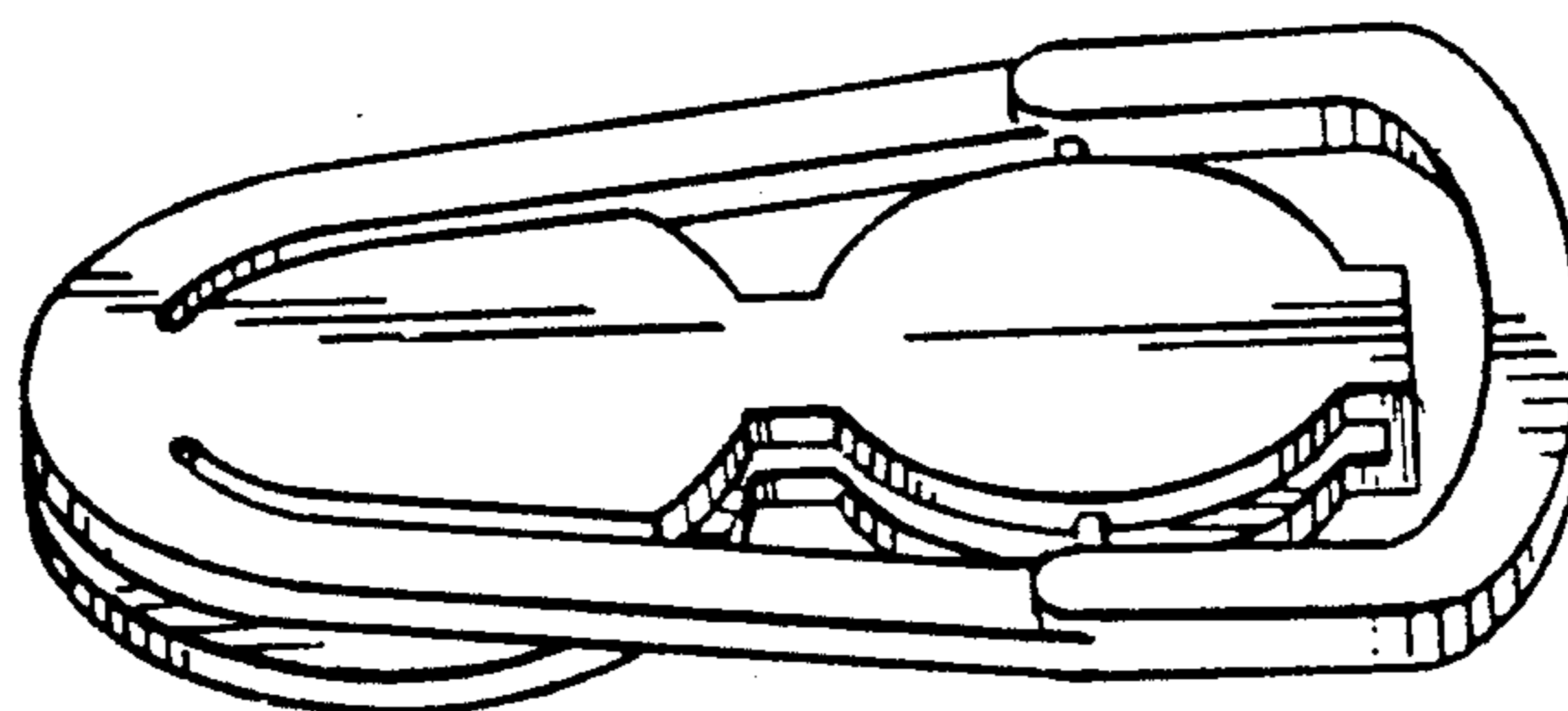
Primary Examiner—Bernard Ansher
Assistant Examiner—Linda Titolo
Attorney, Agent, or Firm—Diller, Ramik & Wight

[57] CLAIM

The ornamental design for a closure for container or the like, as shown.

DESCRIPTION

FIG. 1 is a top perspective view of a closure, showing my new design;
FIG. 2 is a top plan view thereof;
FIG. 3 is a bottom plan view thereof;
FIG. 4 is a side elevational view thereof, the opposite side being a mirror image thereof;
FIG. 5 is a cross-sectional view thereof taken on line 5—5 of FIG. 2;
FIG. 6 is a left end elevational view; and
FIG. 7 is a right end elevational view thereof.



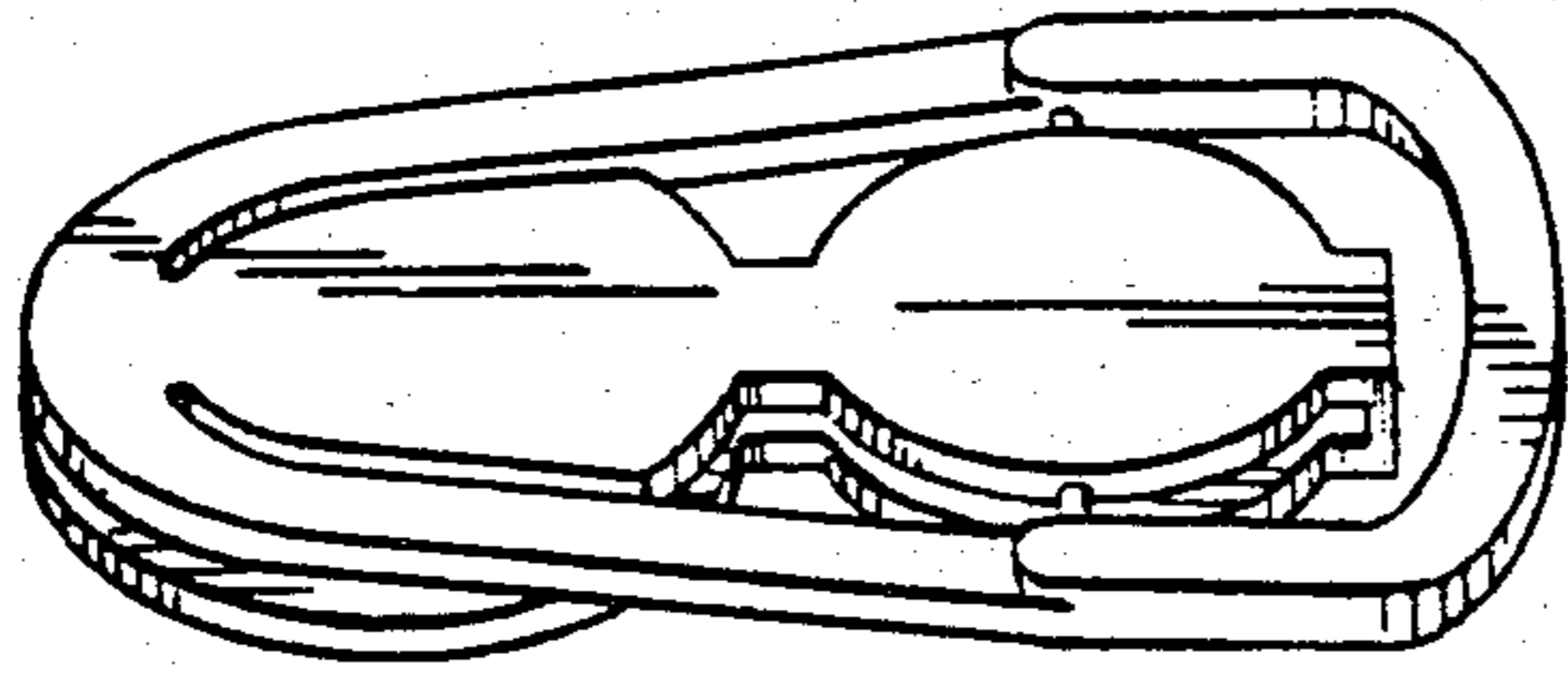


FIG. 1

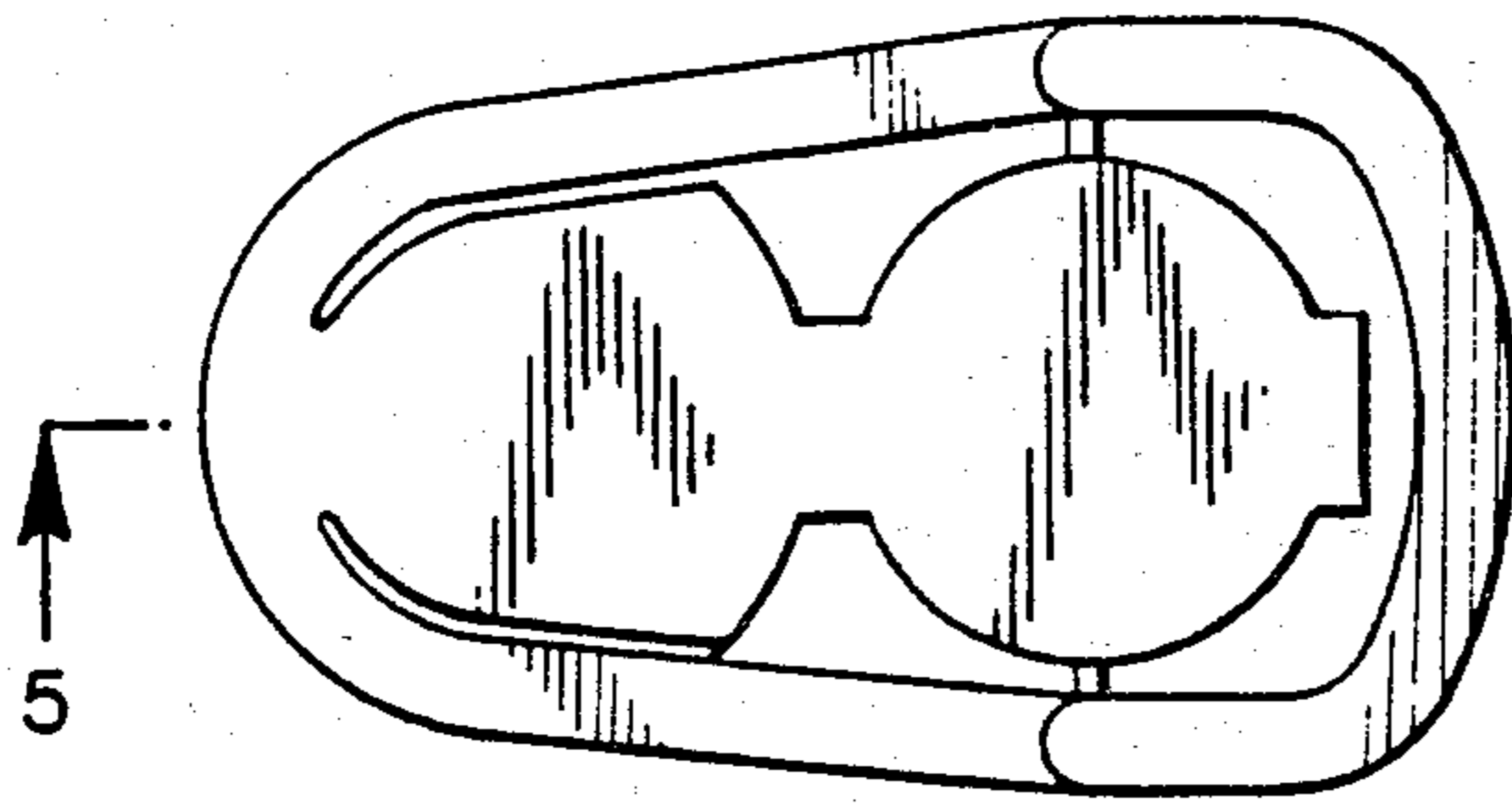


FIG. 2



FIG. 6

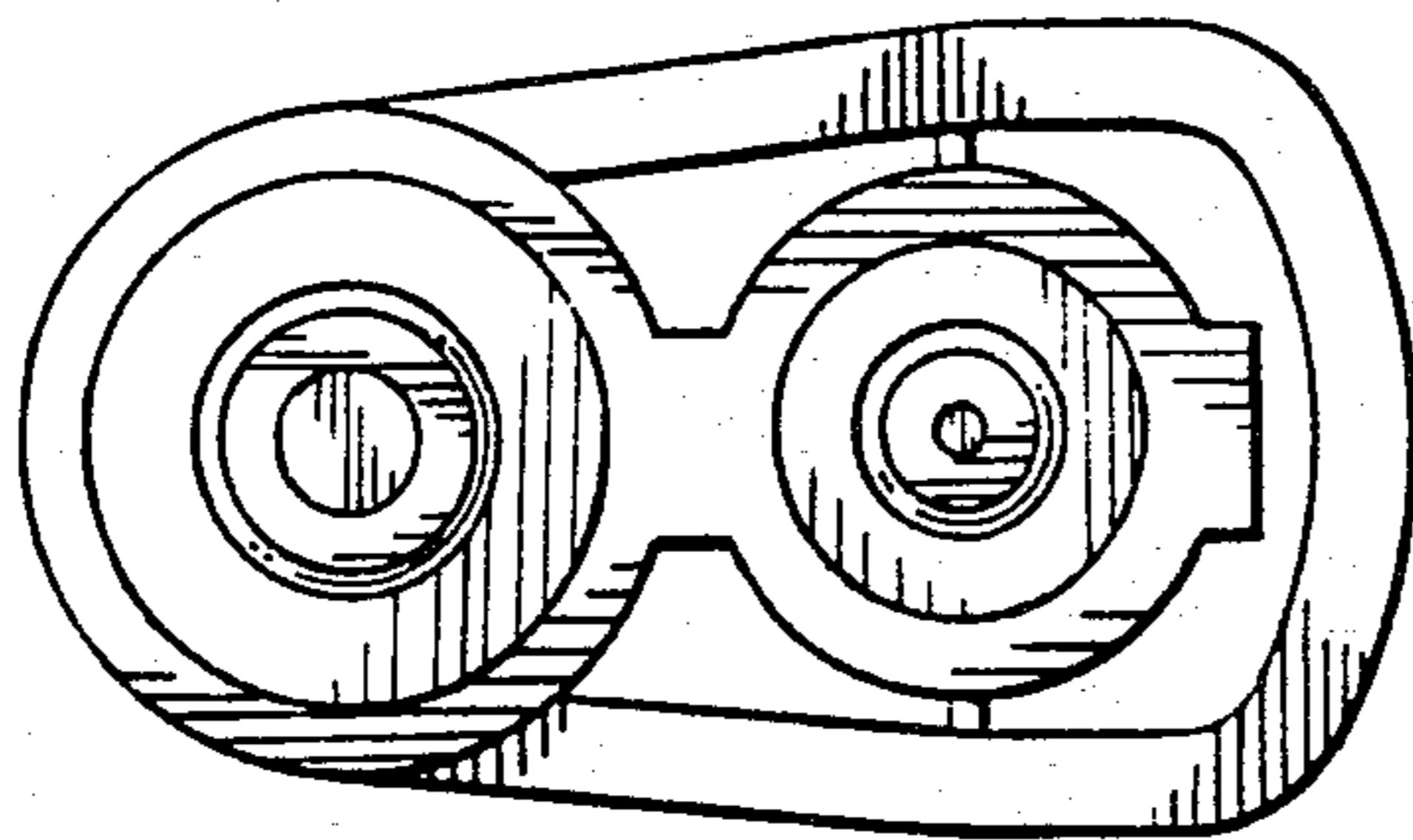


FIG. 3



FIG. 7

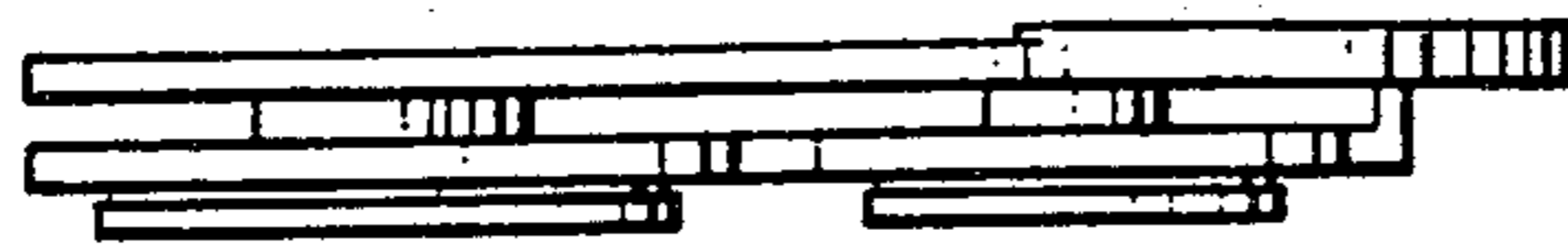


FIG. 4




FIG. 5