

United States Patent [19]

Goetz et al.

[11] Patent Number: **Des. 285,414**

[45] Date of Patent: **** Sep. 2, 1986**

[54] **PACKAGING CONTAINER**

[75] Inventors: **Elmer Goetz, Philadelphia, Pa.;**
Kenard E. Urion, Woodbury, N.J.

[73] Assignee: **Scott Paper Company, Philadelphia, Pa.**

[**] Term: **14 Years**

[21] Appl. No.: **617,802**

[22] Filed: **Jun. 6, 1984**

[52] U.S. Cl. **D9/420; D28/83**

[58] Field of Search **D28/38, 73, 99, 76-79,**
D28/82-86; D3/39; D9/420, 423, 424;
362/135-137; 220/DIG. 26; 206/235, 385, 581,
823; 132/79 R, 79 C, 79 F, 79 G, 82 R, 82 A, 82
C-82 E, 83 R, 83 C, 83 E, 83 F

[56] **References Cited**

U.S. PATENT DOCUMENTS

D. 42,949 8/1912 Perkins D9/423

D. 109,216 4/1938 Groos D28/76
D. 270,387 8/1983 Rutherford D28/83
D. 276,794 12/1984 Urion D9/420
4,345,607 8/1982 Contreras et al. D28/83

FOREIGN PATENT DOCUMENTS

2505851 8/1975 Fed. Rep. of Germany D28/83

Primary Examiner—Louis S. Zarfes

Attorney, Agent, or Firm—J. H. Yamaoka; J. W. Kane, Jr.

[57] **CLAIM**

The ornamental design for a packaging container, as shown and described.

DESCRIPTION


FIG. 1 is a perspective view of the packaging container showing our new design;

FIG. 2 is a plan view of FIG. 1;

FIG. 3 is a front elevation of FIG. 2;

FIG. 4 is a right side elevation of FIG. 2; and

FIG. 5 is a rear elevation of FIG. 2.






Fig. 1




Fig. 2




Fig. 3




Fig. 4




Fig. 5