

[54] LIGHTING FIXTURE

[75] Inventors: Stefanus F. W. Joosten; Evert Oosterheerd, both of Eindhoven, Netherlands

[73] Assignee: U.S. Philips Corporation, New York, N.Y.

[*] Notice: The portion of the term of this patent subsequent to Aug. 26, 2000 has been disclaimed.

[**] Term: 14 Years

[21] Appl. No.: 579,829

[22] Filed: Feb. 13, 1984

[30] Foreign Application Priority Data

Aug. 25, 1983 [XB] Benelux 58173-01
[52] U.S. Cl. D26/77; D26/85
[58] Field of Search D26/24, 72, 75-92, D26/63; 362/217, 362, 432, 297, 311, 290, 325

[56] References Cited

U.S. PATENT DOCUMENTS

D. 264,254 5/1982 Heritage D26/63 X
1,509,211 9/1924 Kausal 362/290

1,821,062 9/1931 Kausal 362/290
1,902,890 3/1933 Pfeiffer 362/325

OTHER PUBLICATIONS

Keene Corp. "Shape of Architectural Lighting" Catalog, 1972, p. 5, Recessed Wall Light.

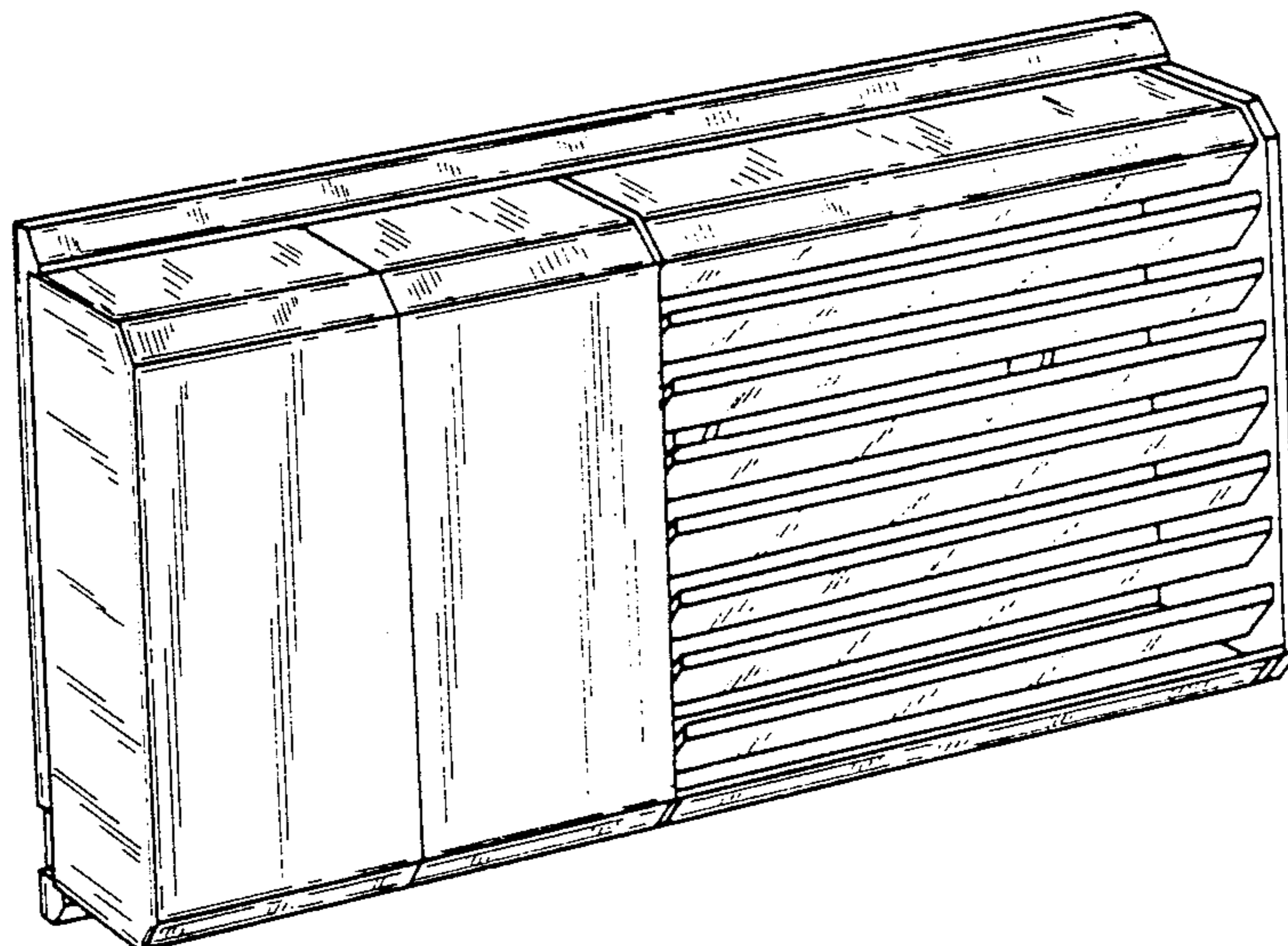
Primary Examiner—Susan J. Lucas
Attorney, Agent, or Firm—Rolf E. Schneider

[57] CLAIM

The ornamental design for a lighting fixture, as shown and described.

DESCRIPTION

FIG. 1 is a front, top and left side perspective view of a lighting fixture showing our new design;
FIG. 2 is a front elevational view thereof on an enlarged scale;
FIG. 3 is a rear elevational view thereof on an enlarged scale;
FIG. 4 is a top plan view thereof on an enlarged scale;
FIG. 5 is a bottom plan view thereof on an enlarged scale;
FIG. 6 is a left side elevational view thereof on an enlarged scale; and
FIG. 7 is a right side elevational view thereof on an enlarged scale.



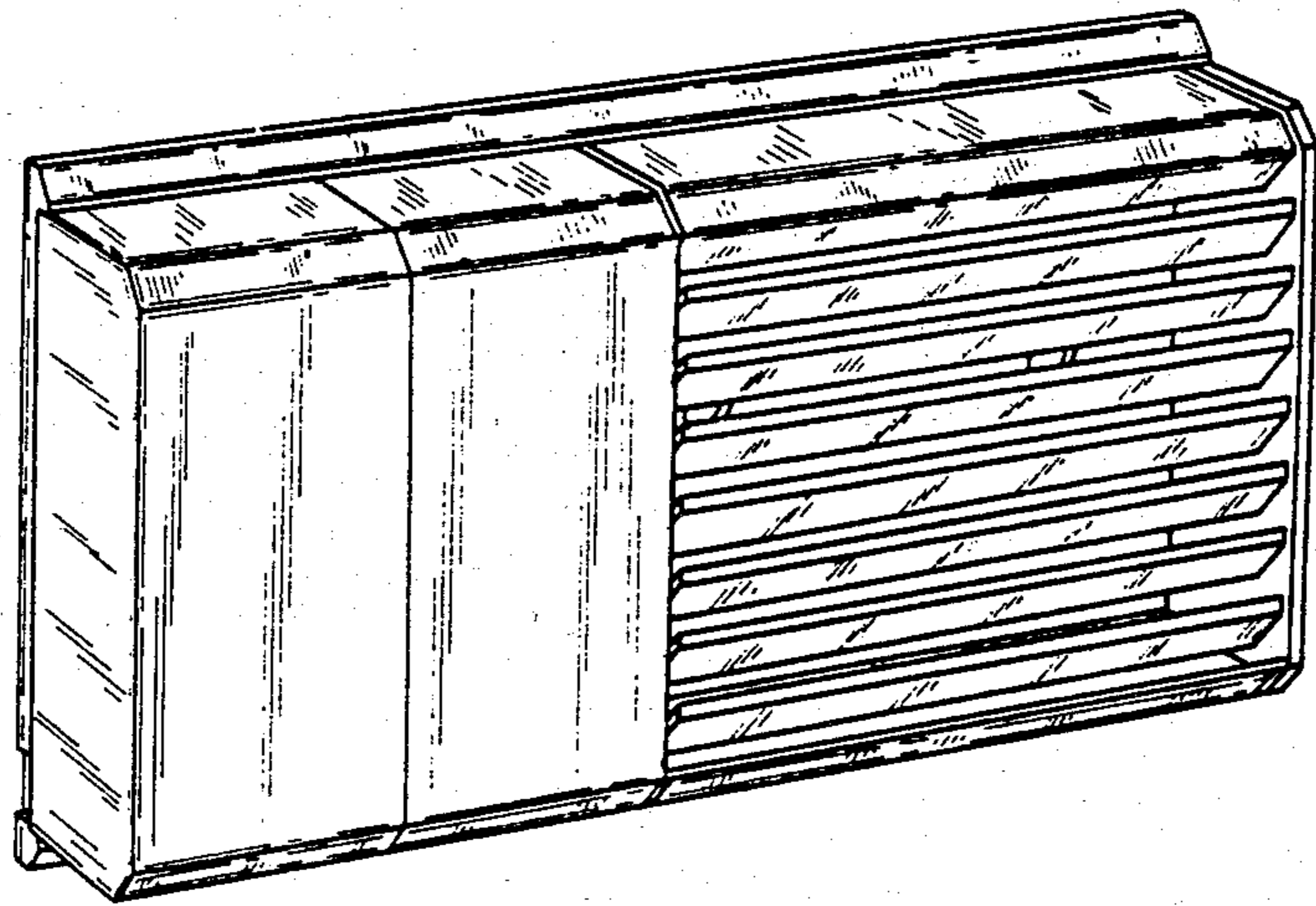


FIG. 1




FIG. 2

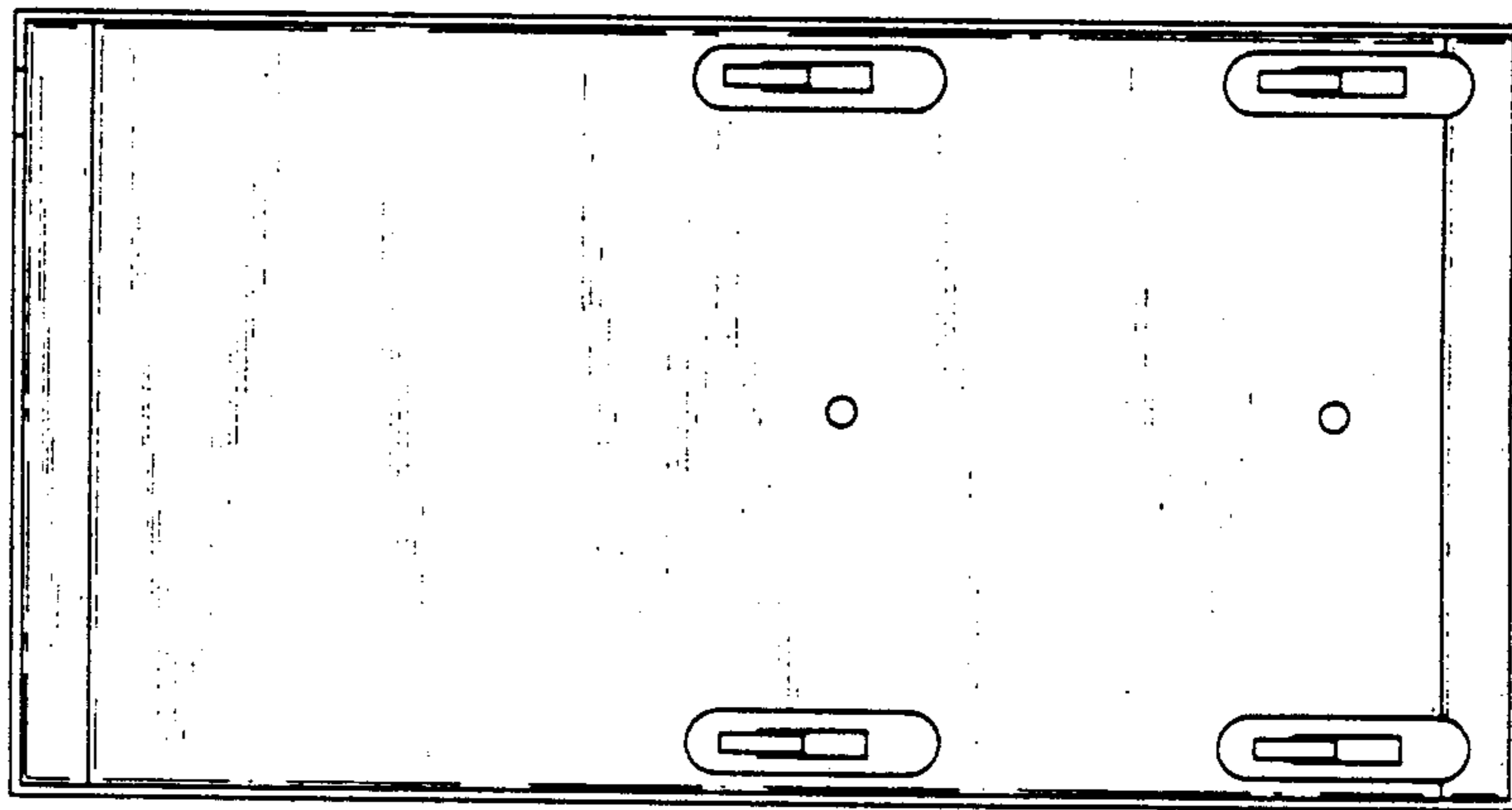


FIG. 3




FIG. 4




FIG. 5




FIG. 6




FIG. 7