

[54] PICTURE WINDOW FIREPLACE SCREEN

[75] Inventors: Carl J. Demrick, Birmingham, Mich.;
Ronald D. Hussey, Brampton,
Canada

[73] Assignee: Shepherd Products Limited,
Markham, Canada

[**] Term: 14 Years

[21] Appl. No.: 465,644

[22] Filed: Feb. 10, 1983

[52] U.S. Cl. D23/138.3

[58] Field of Search D23/138.3; 126/120,
126/121, 138, 139, 140, 190, 200, 202;
160/DIG. 9

[56] References Cited

U.S. PATENT DOCUMENTS

D. 237,137	10/1975	Clark	D23/138.3
3,913,558	10/1975	Caldwell	126/139
4,027,650	6/1977	Edwards	126/202 X
4,068,650	1/1978	Nelson	126/140 X
4,174,700	11/1979	Bartsch	126/121

Primary Examiner—Catherine E. Kemper
Attorney, Agent, or Firm—McWilliams, Mann, Zummer
& Sweeney

[57] CLAIM

The ornamental design for a picture window fireplace screen, or the like, substantially as shown and described.

DESCRIPTION

FIG. 1 is a front perspective view of a picture window fireplace screen, showing our new design;
FIG. 2 is a front elevational view thereof, shown with the mesh screen drawn to one side;
FIG. 3 is a front perspective view similar to FIG. 1 but shown with the doors open;
FIG. 4 is a rear elevational view of the picture window fireplace screen as shown in FIG. 2;
FIG. 5 is a side elevational view thereof;
FIG. 6 is a top plan view of the picture window fireplace screen, shown with the screen closed and the doors partially open.

The characteristic feature of my new design lies in the unique arrangement wherein the individual panels contain no framing elements on their vertical edges such that, when the panels are closed, adjacent panels abut each other in flush engagement providing a relatively unbroken panel of glass, giving a clear, unobstructed view of the fire.

The broken line disclosure of the fireplace screen framework in FIGS. 4 and 5 is for illustrative purposes only and forms no part of the claimed design.

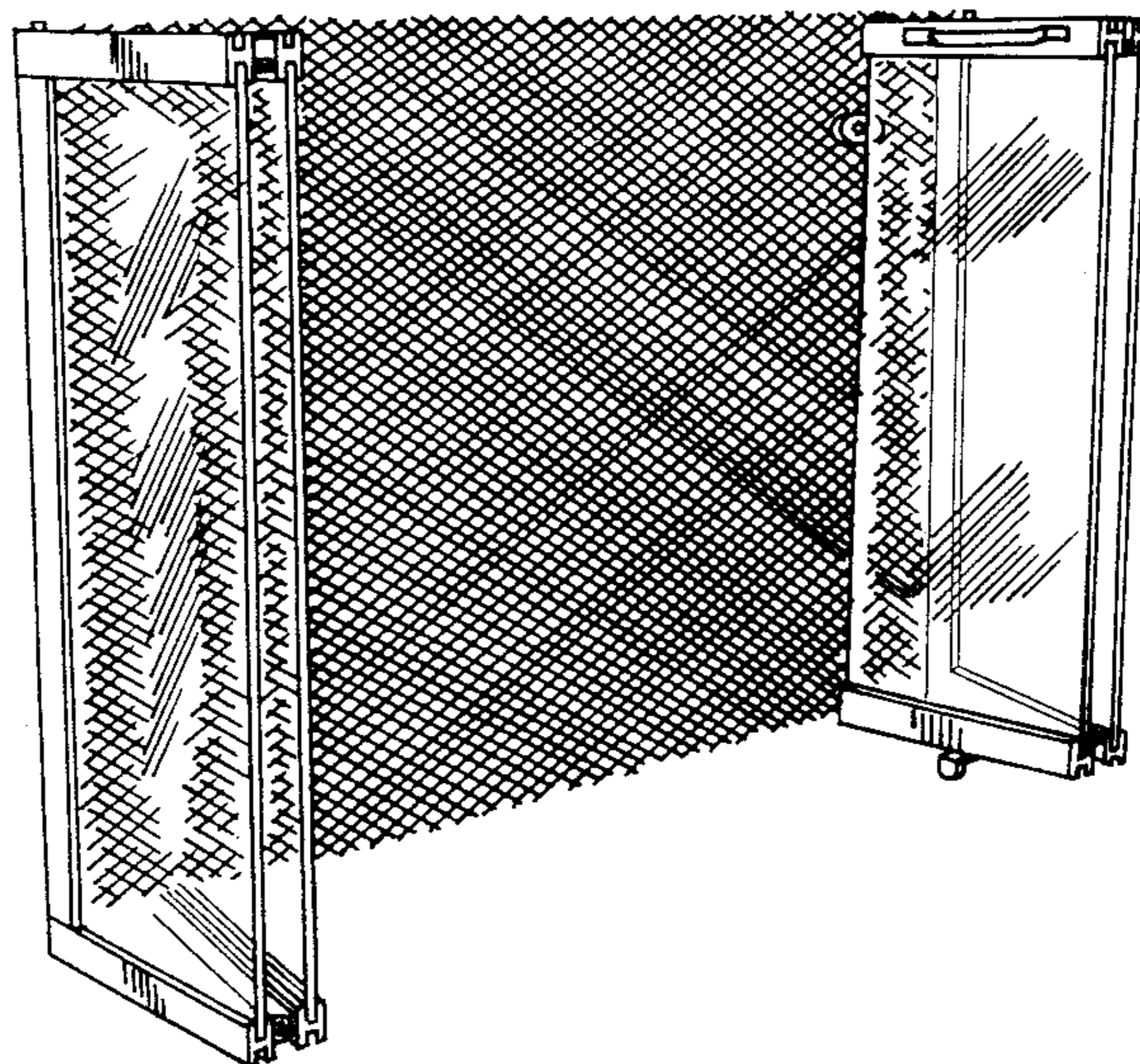


FIG. 1




FIG. 2

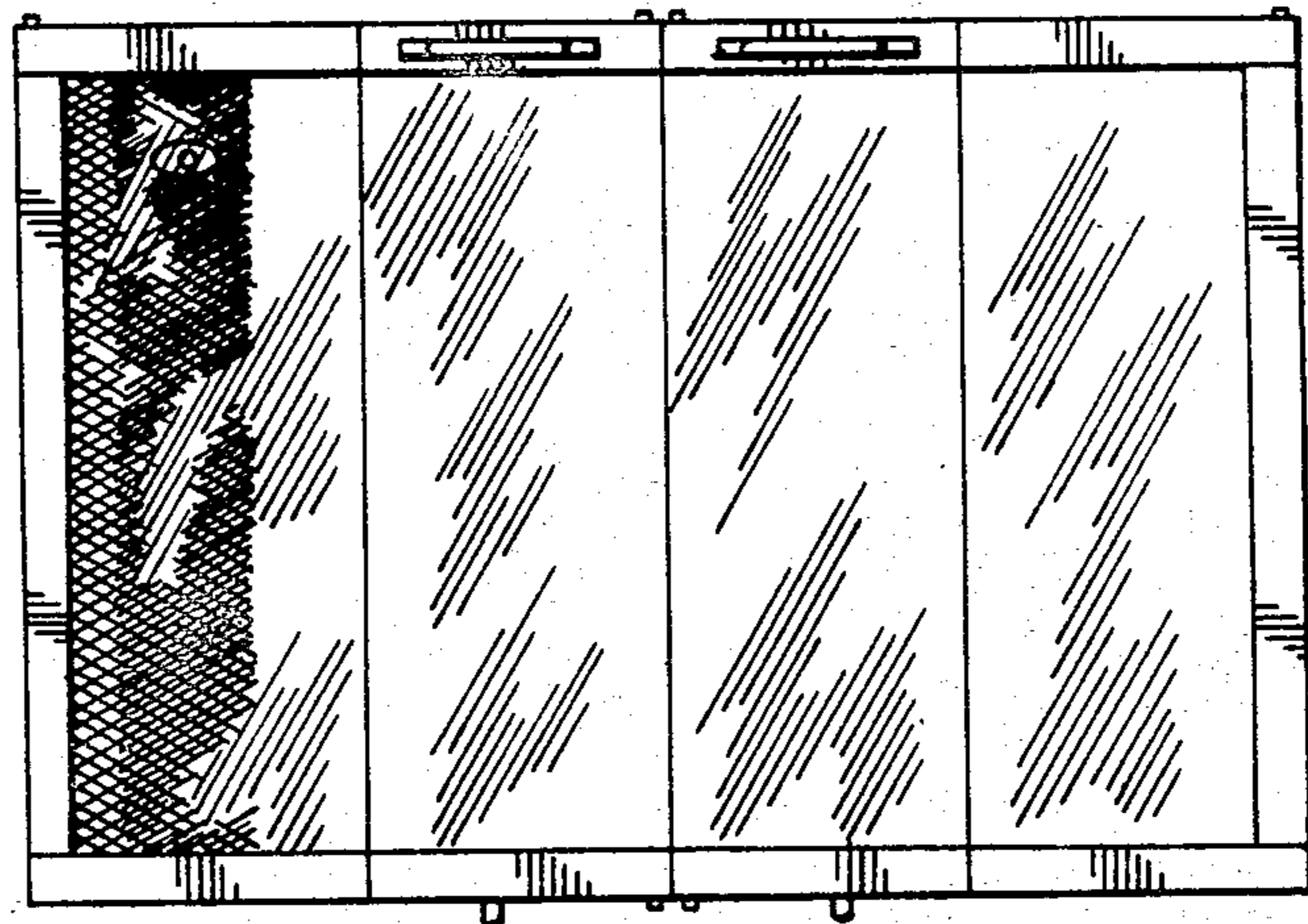


FIG. 3

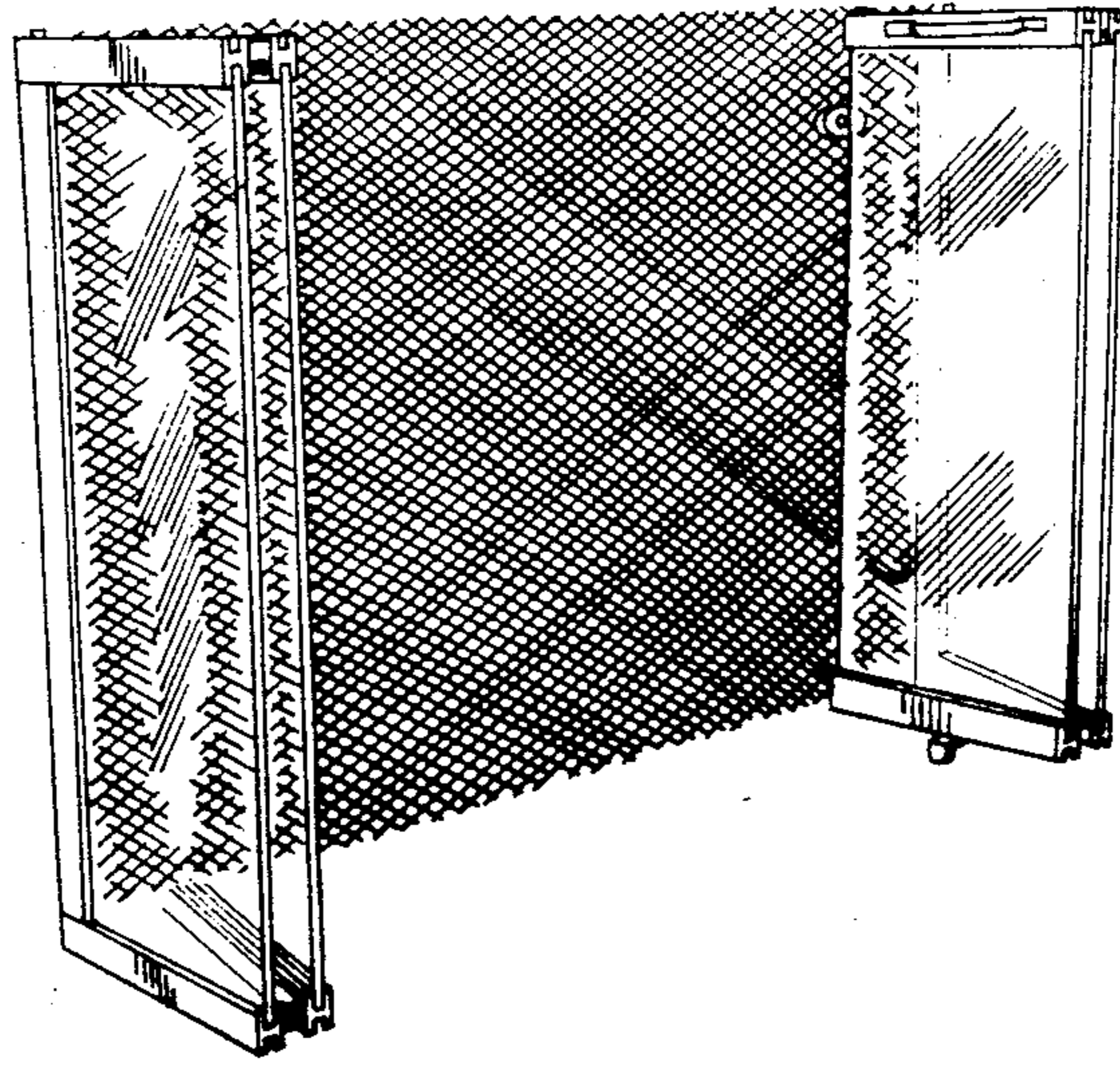


FIG. 6

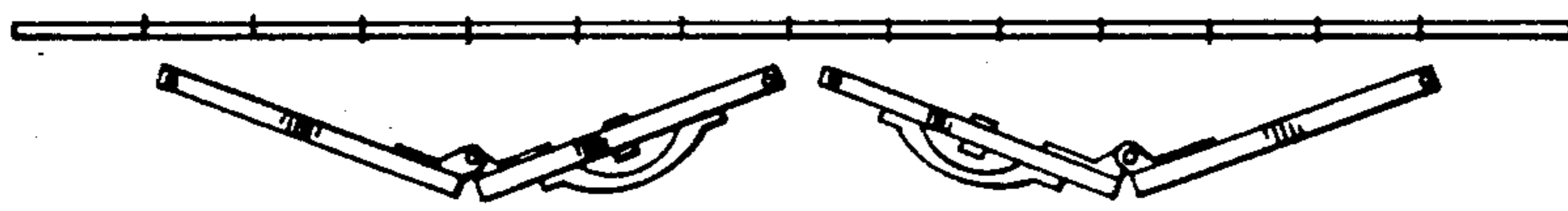


FIG. 4

FIG. 5

