

[54] **GRILL**

3,972,318 8/1976 Lenoir 99/446

[76] **Inventor: Donald E. Sable, II, 12322 Greenlea Chase West, Oklahoma City, Okla. 73170**

[**] **Term: 14 Years**

[21] **Appl. No.: 621,365**

[22] **Filed: Jun. 15, 1984**

[52] **U.S. Cl. D7/363**

[58] **Field of Search D7/323, 327, 331-348, D7/352-355, 357-359, 361-362, 364, 387-388, 402-403, 405-406, 408-409; D32/82; 312/236; 219/386; 99/386, 401, 419, 421-427, 443-450; 126/4, 19 R, 27-28, 25 A, 25 AA, 25 B, 25 C, 25 R, 29-30, 9 A-9 B, 9 R; D6/456, 467**

[56] **References Cited**

U.S. PATENT DOCUMENTS

1,421,393 7/1922 Boyle D7/337
1,962,908 6/1934 Pierson D7/359
3,199,438 8/1965 Myler et al. 99/446

OTHER PUBLICATIONS

Hardware Age, vol. 220, Oct. 1983, p. 113, Broil/Bake Pan.

Primary Examiner—Catherine E. Kemper

Assistant Examiner—Ruth E. Takemoto

Attorney, Agent, or Firm—Dunlap, Coddling & Peterson

[57] **CLAIM**

The ornamental design for a grill, as shown and described.

DESCRIPTION


FIG. 1 is a top plan view of a grill showing my new design;

FIG. 2 is a side elevational view thereof, the opposite side having the same appearance;

FIG. 3 is a rear elevational view thereof, the opposite side having the same appearance;

FIG. 4 is a bottom plan view thereof;

FIG. 5 is a cross-sectional view thereof taken lengthwise.






FIG. 1

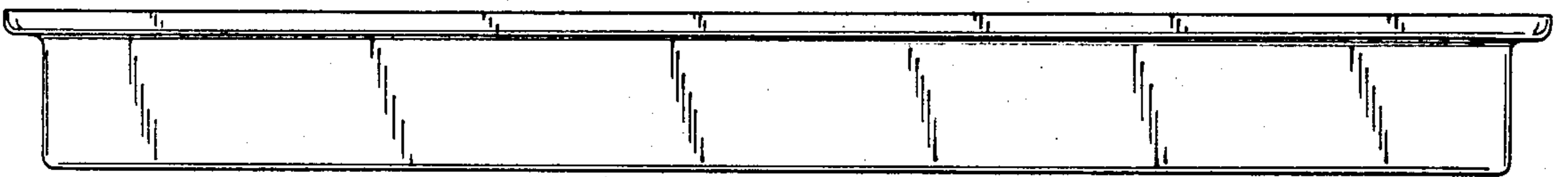


FIG. 2



FIG. 3




FIG. 4

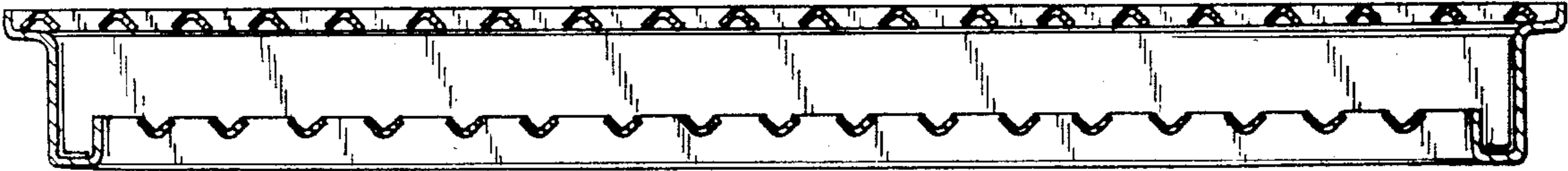


FIG. 5