

[54] HANDLE FOR A VALVE

[75] Inventor: Harold D. Fetty, Birmingham, Mich.

[73] Assignee: Ross Operating Valve Company, Troy, Mich.

[**] Term: 14 Years

[21] Appl. No.: 503,780

[22] Filed: Jun. 13, 1983

[52] U.S. Cl. D23/28; D8/307

[58] Field of Search D23/14, 15, 16, 19, D23/20, 21, 22, 28-32; D8/307, 308; 251/319

2,828,146 3/1958 Abbey 251/319 X

2,834,613 5/1958 Snyder 251/319 X

4,036,469 7/1977 Dalton 251/319 X

Primary Examiner—James R. Largen
 Attorney, Agent, or Firm—Harness, Dickey & Pierce

[57] CLAIM

The ornamental design for a handle for a valve, as shown and described.

DESCRIPTION

FIG. 1 is a perspective view of a handle for a valve embodying the design;

FIG. 2 is an enlarged front elevational view thereof, the rear being the same as the front shown;

FIG. 3 is an enlarged top plan view thereof;

FIG. 4 is a cross sectional view taken on line 4—4 of FIG. 2;

FIG. 5 is an enlarged elevational view taken from one side thereof, the opposite side being the same as the side shown; and

FIG. 6 is an enlarged bottom plan view thereof.

[56] References Cited

U.S. PATENT DOCUMENTS

D. 54,869 4/1920 Sidel D23/16

D. 176,261 12/1955 Hughes D23/14

D. 227,883 7/1973 Huthsing, Jr. D23/15

D. 250,658 12/1978 Fetty D23/19

1,121,307 12/1914 Thebaud 251/319 X




FIG. 1.




FIG. 4.


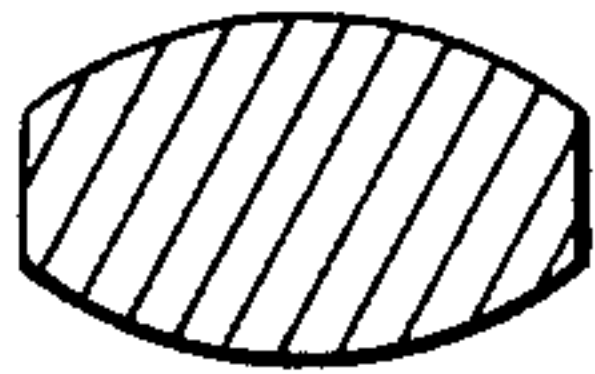


FIG. 3.

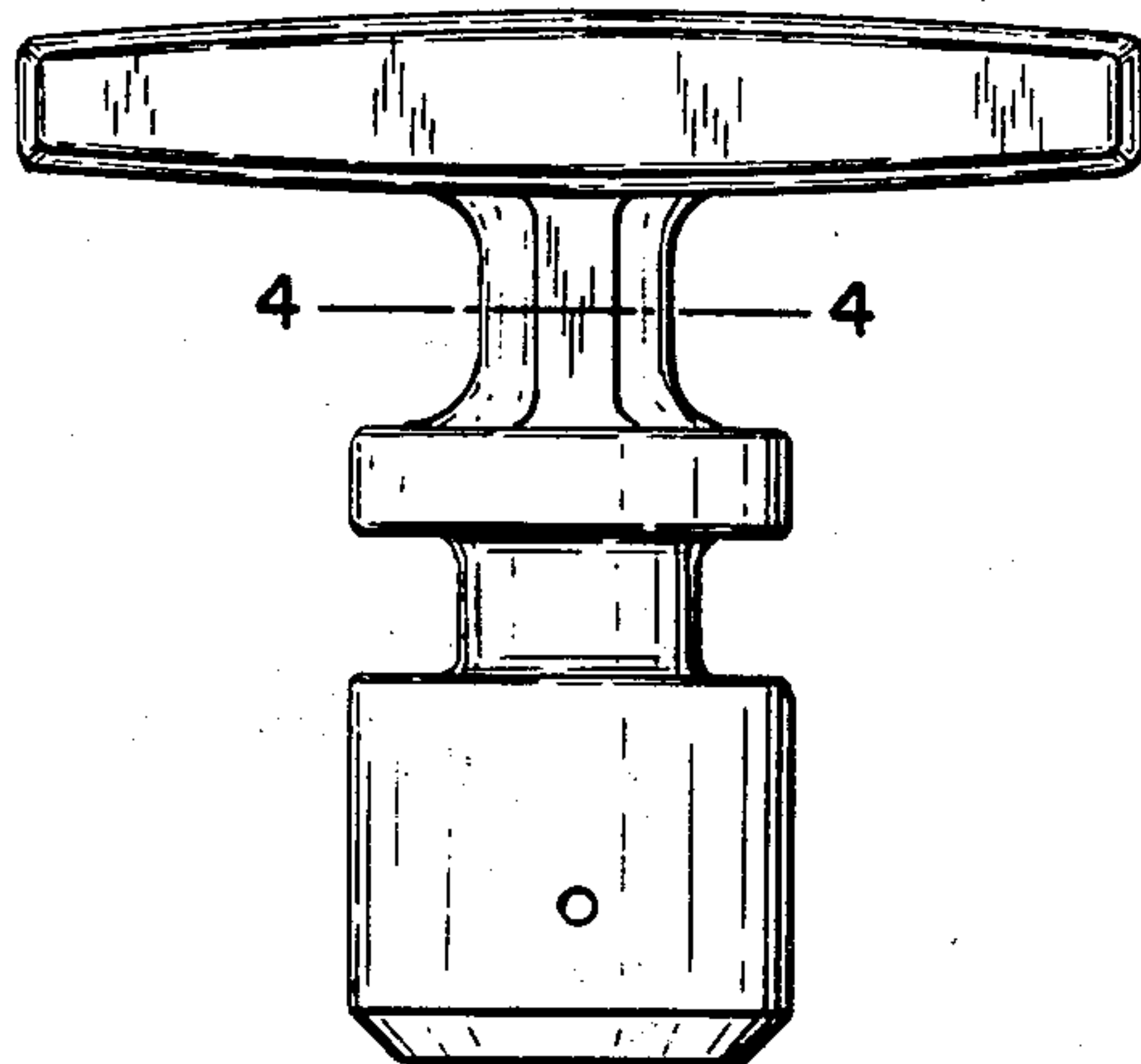


FIG. 2.

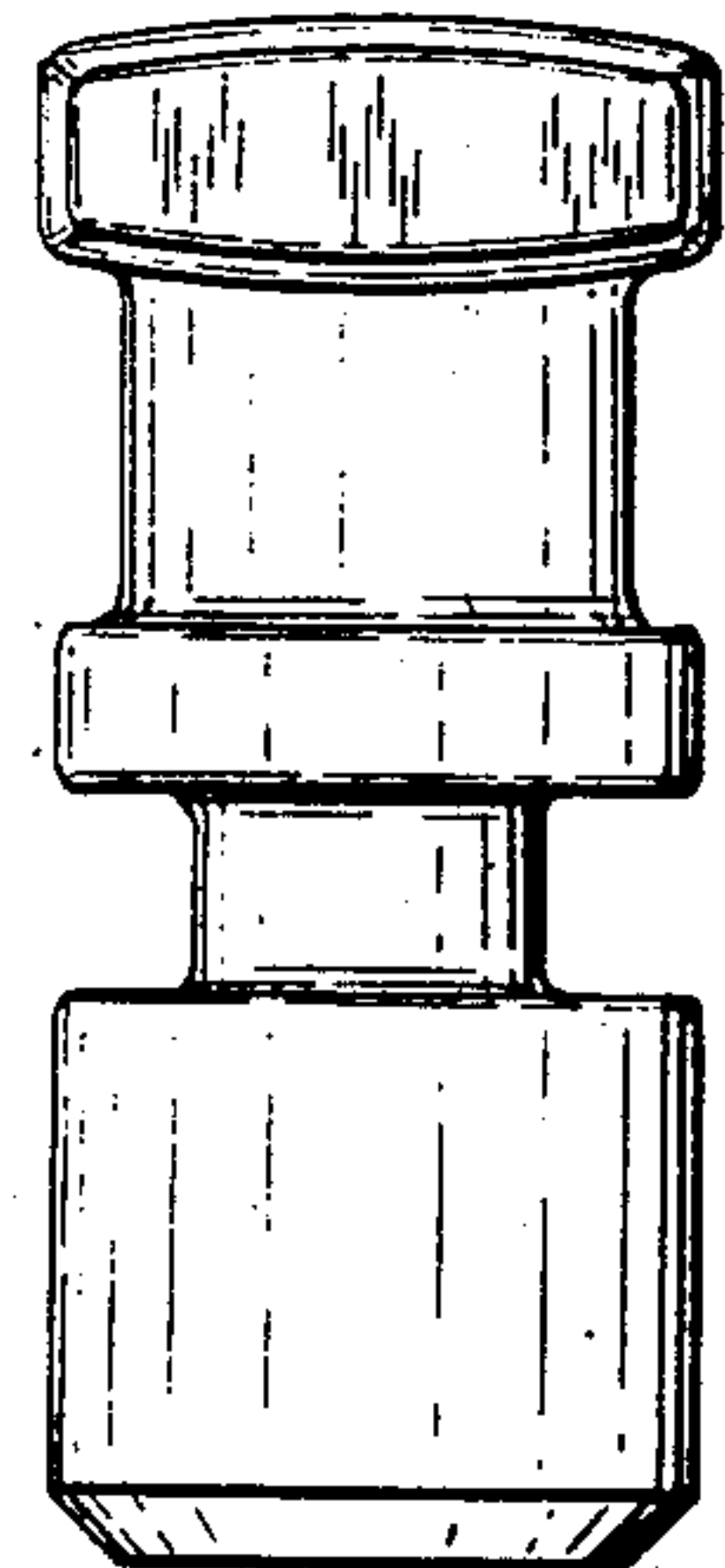


FIG. 5.

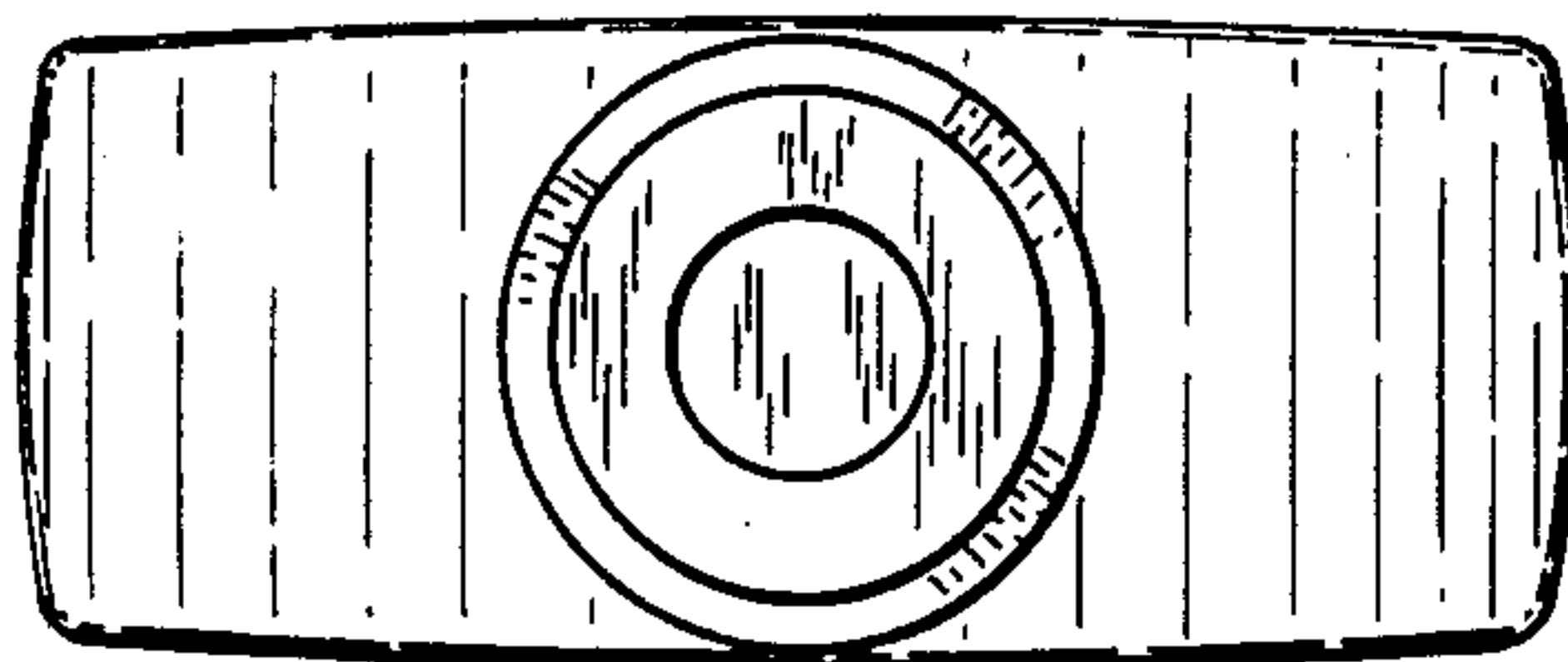


FIG. 6.