

United States Patent [19] Cellini

[11] Patent Number: **Des. 285,238**

[45] Date of Patent: **** Aug. 19, 1986**

[54] **COMBINED STABILIZER, FLASH HIDER,
AND RECOIL REDUCER FOR FIREARMS**

[76] Inventor: **Vito Cellini, 3115 Old Ranch Rd.,
San Antonio, Tex. 78217**

[**] Term: **14 Years**

[21] Appl. No.: **589,678**

[22] Filed: **Mar. 15, 1984**

[52] U.S. Cl. **D22/108**

[58] Field of Search 42/1 D, 1 V, 1 LP, 44,
42/69 R, 69 A, 69 B; D22/7, 1, 6, 8

[56] **References Cited**

U.S. PATENT DOCUMENTS

D. 158,795	5/1950	Powell	D22/7
D. 268,861	5/1983	Gwinn, Jr.	D22/7
2,845,737	8/1958	Hoyer	42/1 V
3,018,694	1/1962	Browning	42/1 V X
3,208,348	9/1965	Lee	42/79 X
3,367,055	2/1968	Powell	42/79

3,408,762 11/1968- Durao 42/79

Primary Examiner—A. Hugo Word

[57] **CLAIM**

The ornamental design for a combined stabilizer, flash hider, and recoil reducer for firearms, as shown and described.

DESCRIPTION

FIG. 1 is a top plan view of a combined stabilizer, flash hider, and recoil reducer for firearms, showing my new design.

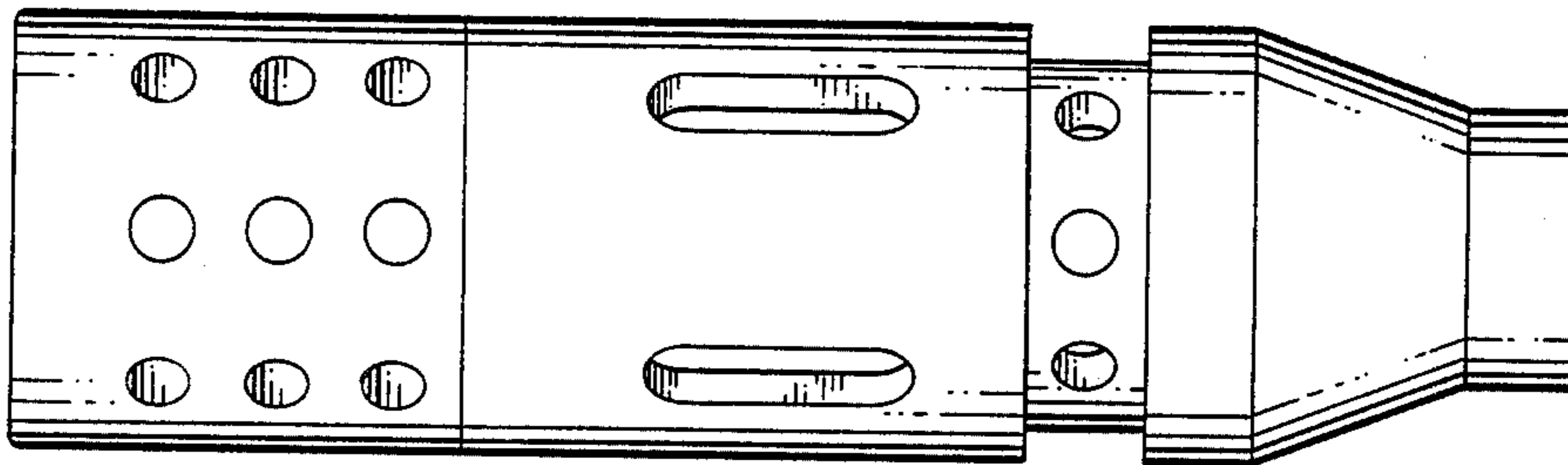
FIG. 2 is a front elevational view, taken along the transverse plane of the front end thereof.

FIG. 3 is a side elevational view, rotated ninety degrees in a counter-clockwise direction relative to the view of FIG. 1.

FIG. 4 is a rear elevational view thereof.

FIG. 5 is a bottom plan view, rotated one hundred eighty degrees relative to the view of FIG. 1; and

FIG. 6 is a vertical sectional view of FIG. 1, taken along the longitudinal axis thereof.



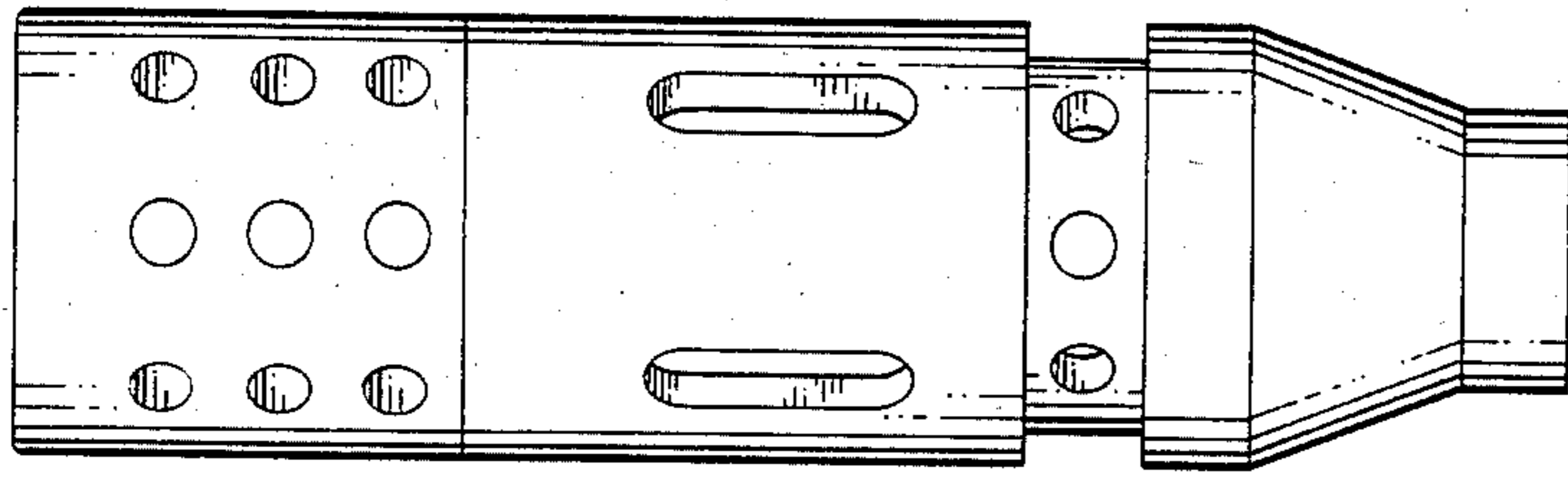


FIG. 1

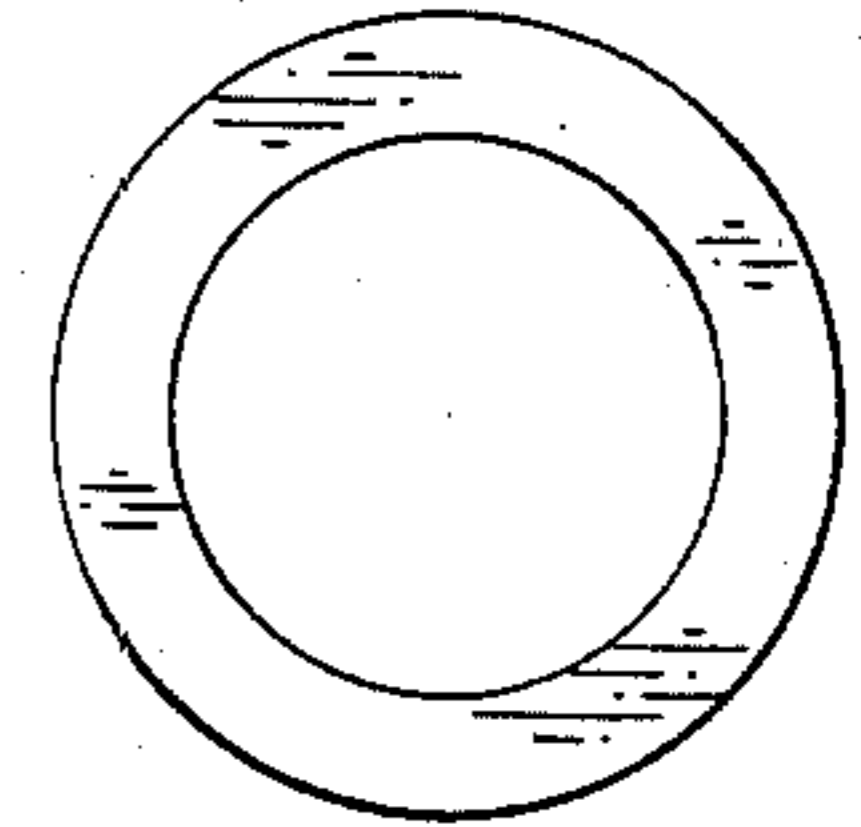


FIG. 2




FIG. 3

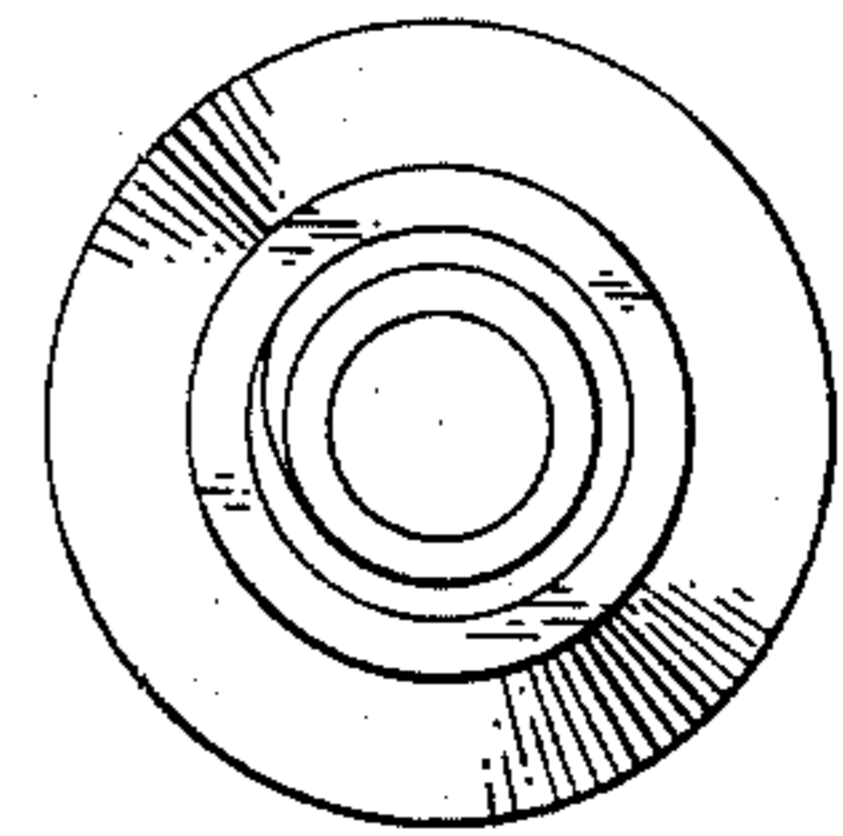


FIG. 4




FIG. 5

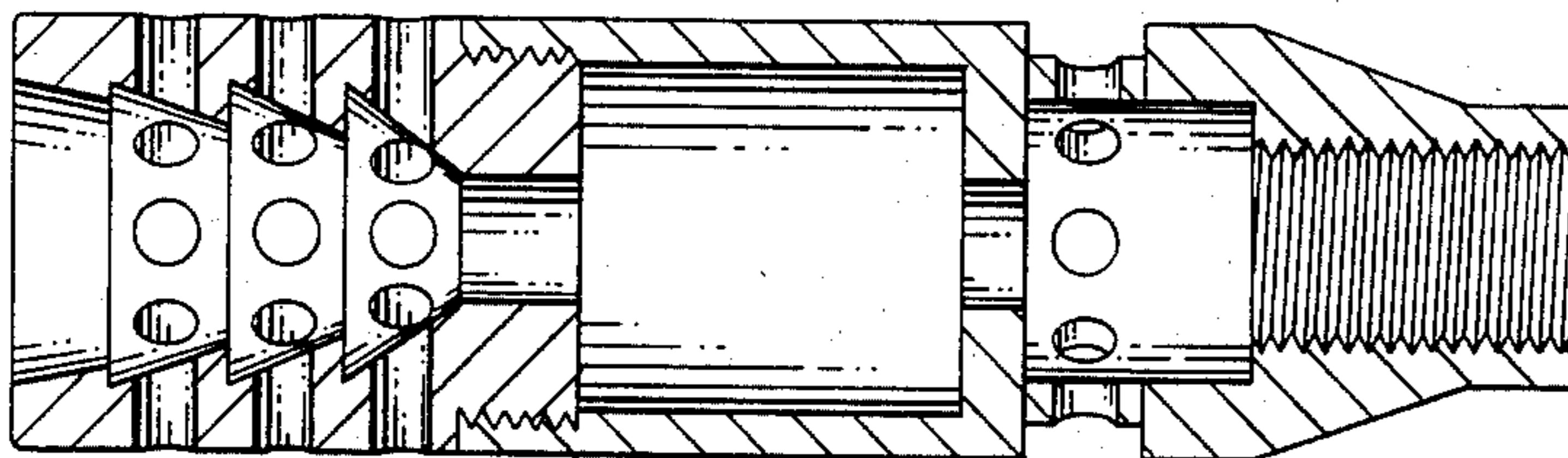


FIG. 6