

United States Patent [19]

Stein

[11] Patent Number: **Des. 285,219**

[45] Date of Patent: **** Aug. 19, 1986**

[54] **DOCUMENT BOX**

[75] Inventor: **Eric D. Stein, Cincinnati, Ohio**

[73] Assignee: **Buckhorn Material Handling Group Inc., Milford, Ohio**

[**] Term: **14 Years**

[21] Appl. No.: **533,587**

[22] Filed: **Sep. 19, 1983**

[52] U.S. Cl. **D19/92; D19/75; D19/86**

[58] Field of Search **D19/86, 92; D7/76, 77; D9/432, 431; D34/40, 42; 206/505, 449, 508, 509, 557; 211/126, 88; 312/270, 107; 220/210, 214, 345, 346; 229/45**

[56] **References Cited**

U.S. PATENT DOCUMENTS

D. 164,540	9/1951	Yates	D7/76
D. 235,406	6/1975	Daenen	D7/76
D. 248,621	7/1978	Hay et al.	D9/431
D. 251,479	4/1979	Cherry	D34/40
D. 268,622	4/1983	Wolters et al.	D19/92 X
926,537	6/1909	Bagley	220/346

3,027,045	3/1962	Wilson	206/505
3,685,719	8/1972	Goldman	229/45
3,874,501	4/1975	Cronheim	206/449 X
4,018,338	4/1977	Lemkin	206/508 X
4,235,338	11/1980	Dugan et al.	2106/557 X

OTHER PUBLICATIONS

Office Products Dealer, 8-81, p. 60, Document Boxes (Circle 180).

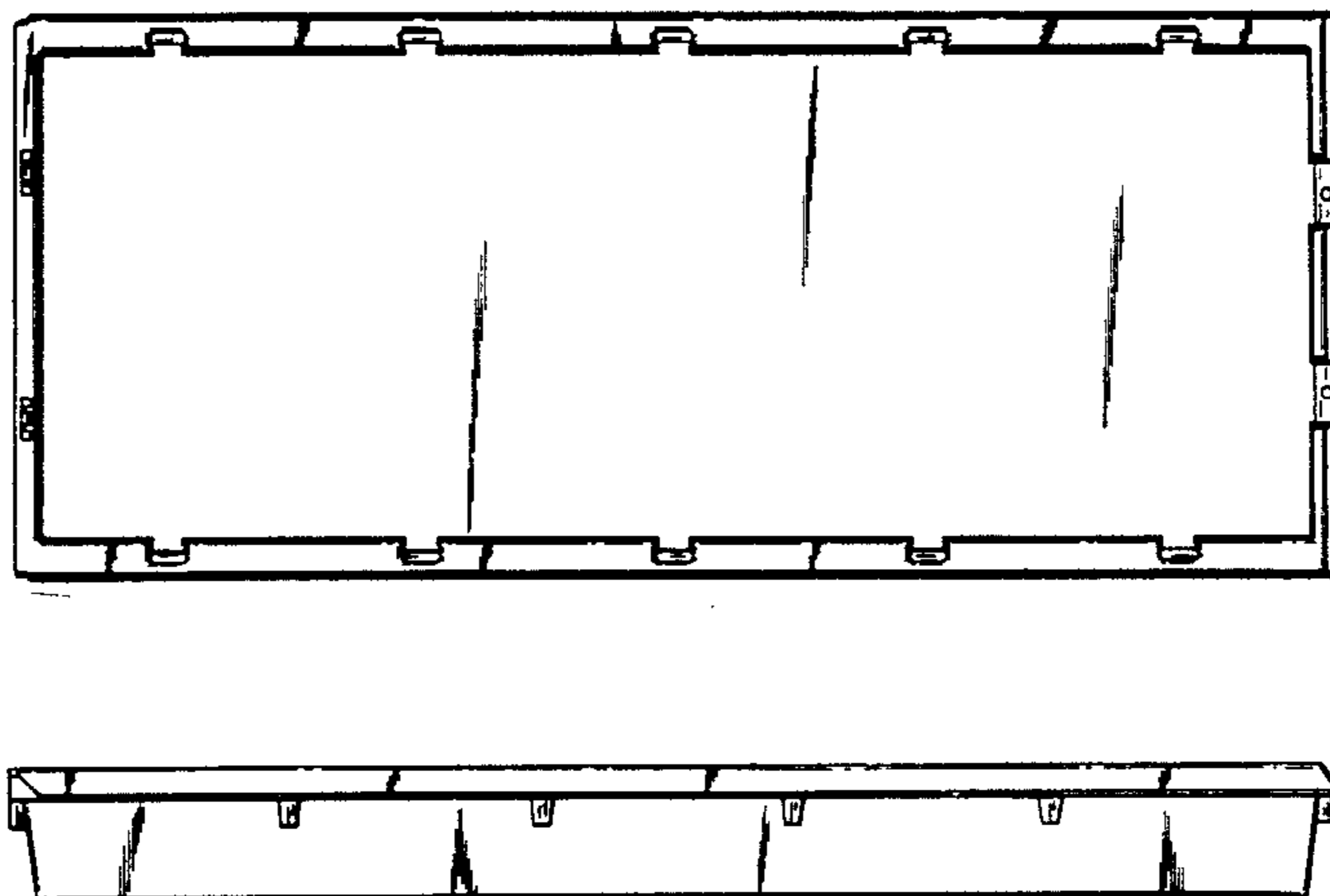
Primary Examiner—Bernard Ansher
Assistant Examiner—Linda Titolo
Attorney, Agent, or Firm—Beall Law Offices

[57] **CLAIM**

The ornamental design for a document box, as shown and described.

DESCRIPTION

FIG. 1 is a top plan view of a document box showing my new design;
FIG. 2 is a front elevational view thereof, the rear elevational view being a mirror image thereof;
FIG. 3 is a right end elevational view thereof;
FIG. 4 is a left end elevational view thereof; and
FIG. 5 is a bottom plan view thereof.



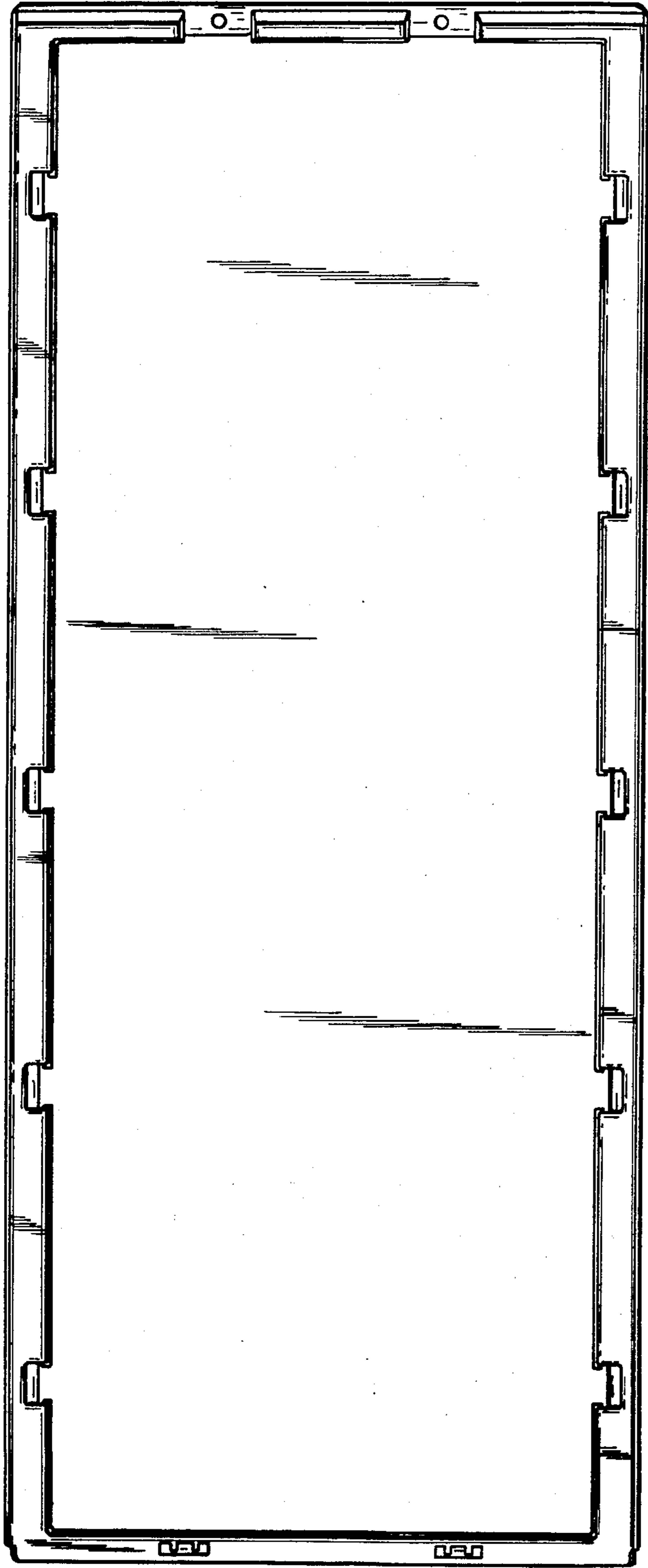


FIG. 1

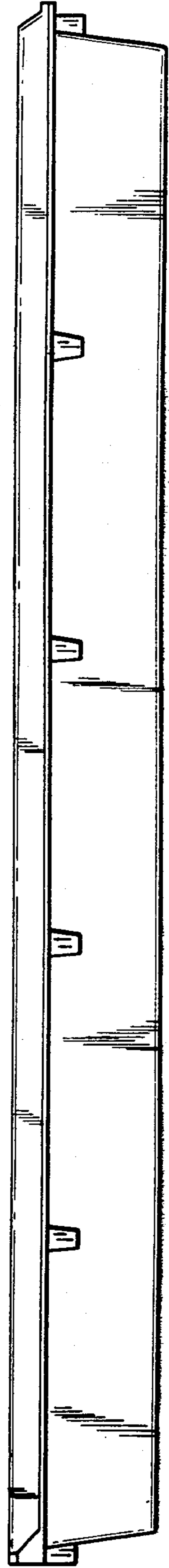


FIG. 2

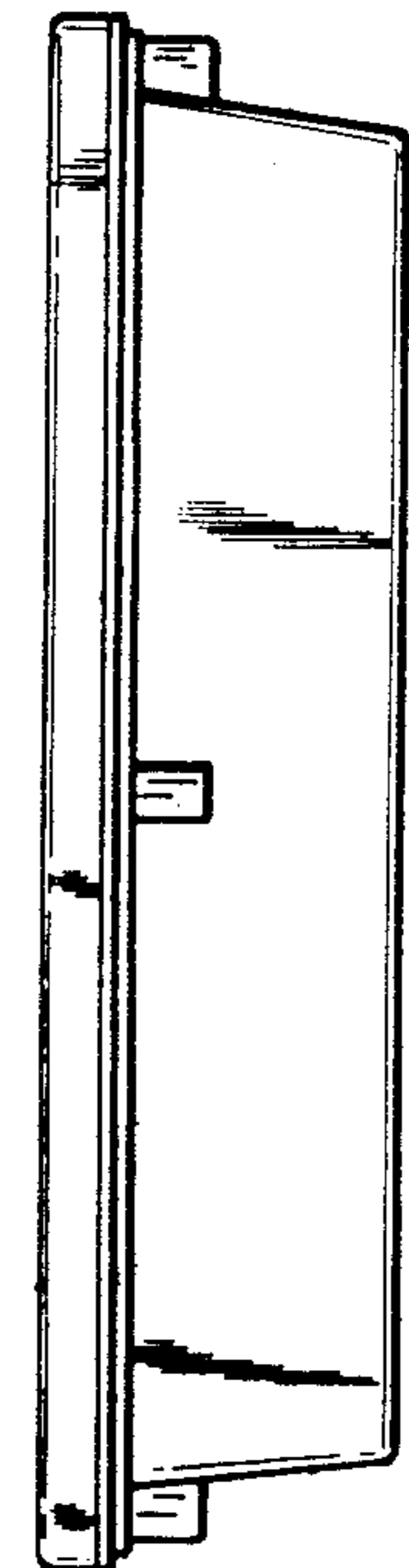


FIG. 3

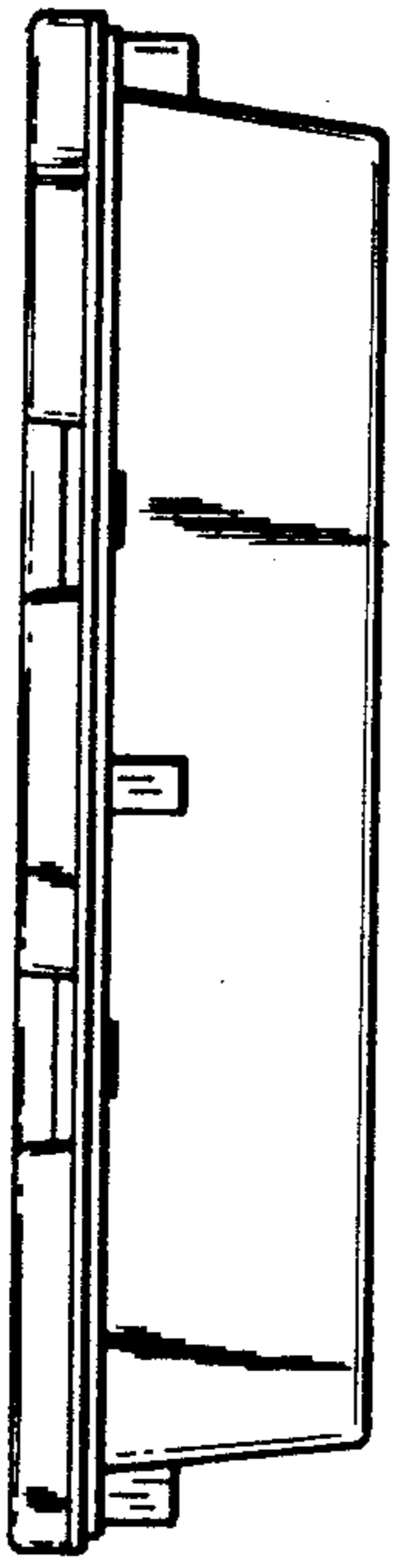


FIG. 4

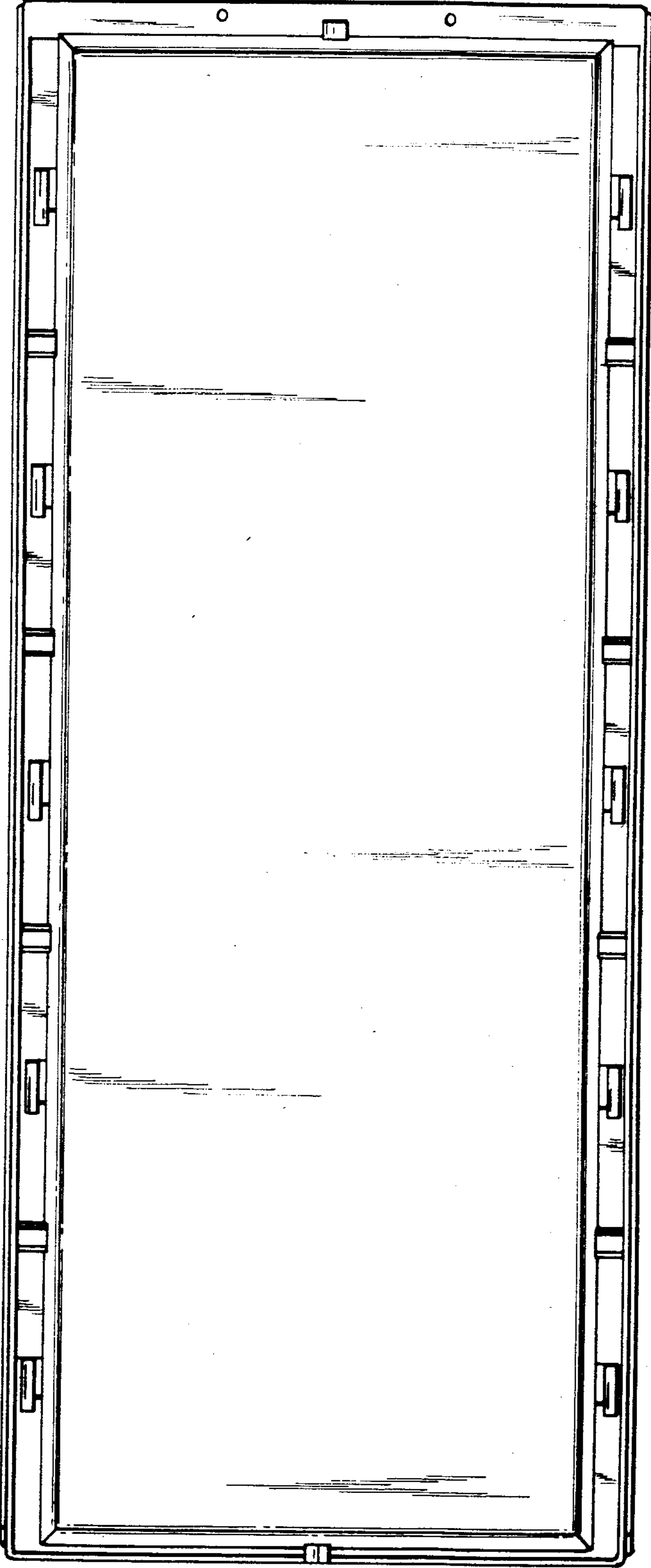


FIG. 5