

[54] **KEYBOARD INCLUDING TRACKBALL**

[75] **Inventor: Syng N. Kim, Hoffman Estates, Ill.**

[73] **Assignee: Wico Corporation, Niles, Ill.**

[\*\*] **Term: 14 Years**

[21] **Appl. No.: 586,553**

[22] **Filed: Mar. 5, 1984**

[52] **U.S. Cl. .... D14/100**

[58] **Field of Search ..... D14/100, 105, 106, 107,  
D14/114; 340/365 R, 706, 709, 710; 235/145 R;  
273/148 B**

[56] **References Cited**

**U.S. PATENT DOCUMENTS**

D. 276,914 12/1984 Moriconi ..... D14/100  
D. 278,709 5/1985 Xanthopoulos ..... D14/100

**OTHER PUBLICATIONS**

Computer Design, 9-1980, inside front cover, Megatek/Whizzard 7200 Keyboard.  
Computer Design, 1-1982, p. 59, Grinne II Systems, Control with Trackball.

*Primary Examiner—Susan J. Lucas*  
*Attorney, Agent, or Firm—Emrich & Dithmar*

[57] **CLAIM**

The ornamental design for a keyboard including trackball, as shown and described.

**DESCRIPTION**

FIG. 1 is a top plan view of a keyboard including trackball showing my new design;  
FIG. 2 is a front elevational view thereof;  
FIG. 3 is a rear elevational view thereof;  
FIG. 4 is a side elevational view thereof as seen from the left of FIG. 1;  
FIG. 5 is a side elevational view thereof as seen from the right of FIG. 1;  
FIG. 6 is a bottom plan view thereof;  
FIG. 7 is a top plan view of a second embodiment of my new design;  
FIG. 8 is a front elevational view thereof;  
FIG. 9 is a rear elevational view thereof;  
FIG. 10 is a side elevational view thereof as seen from the left of FIG. 7;  
FIG. 11 is a side elevational view thereof as seen from the right of FIG. 7;  
FIG. 12 is a bottom plan view thereof.




Fig 1

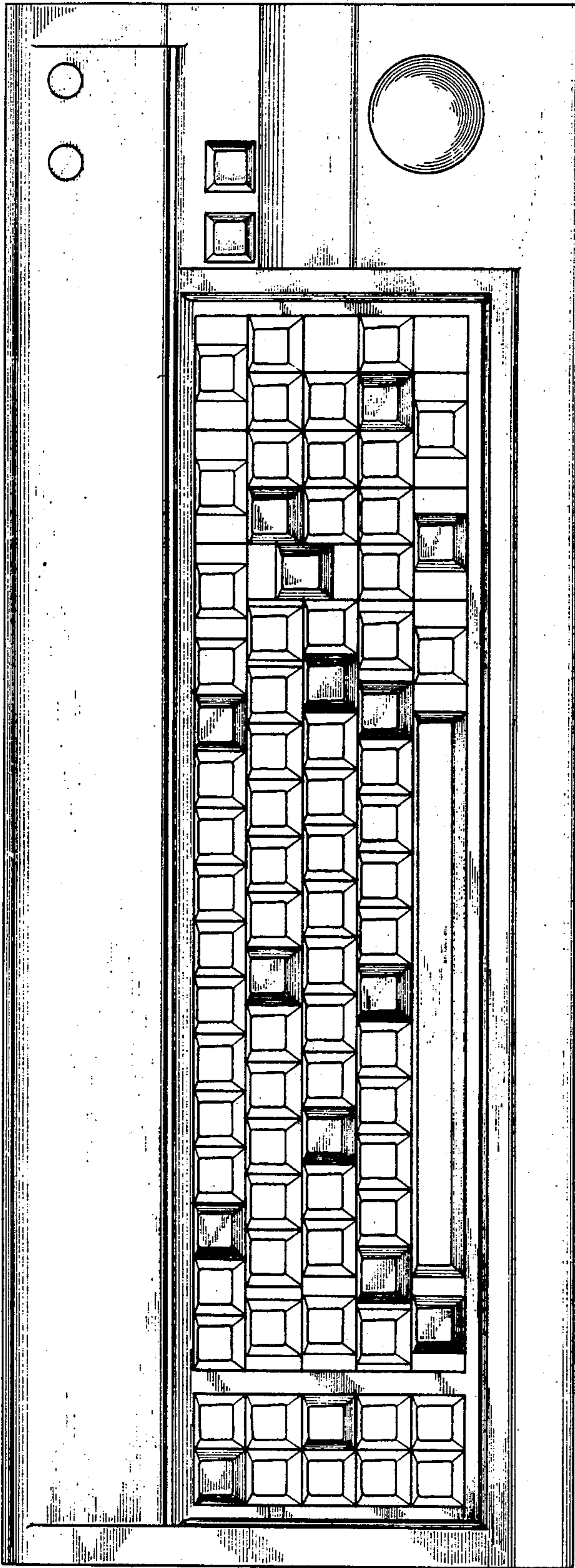


Fig 2

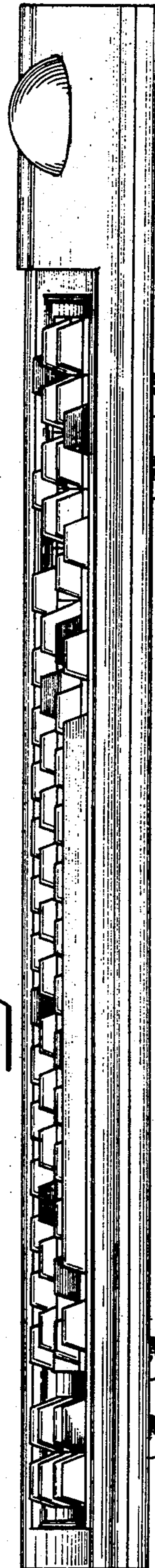


Fig 3




Fig 5

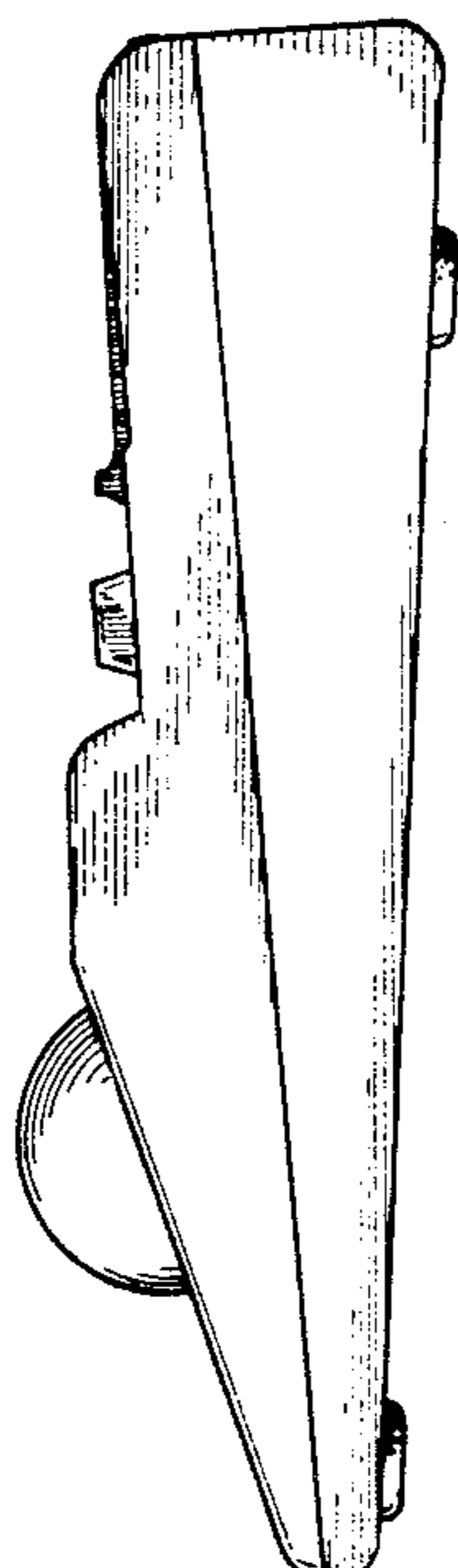


Fig 4

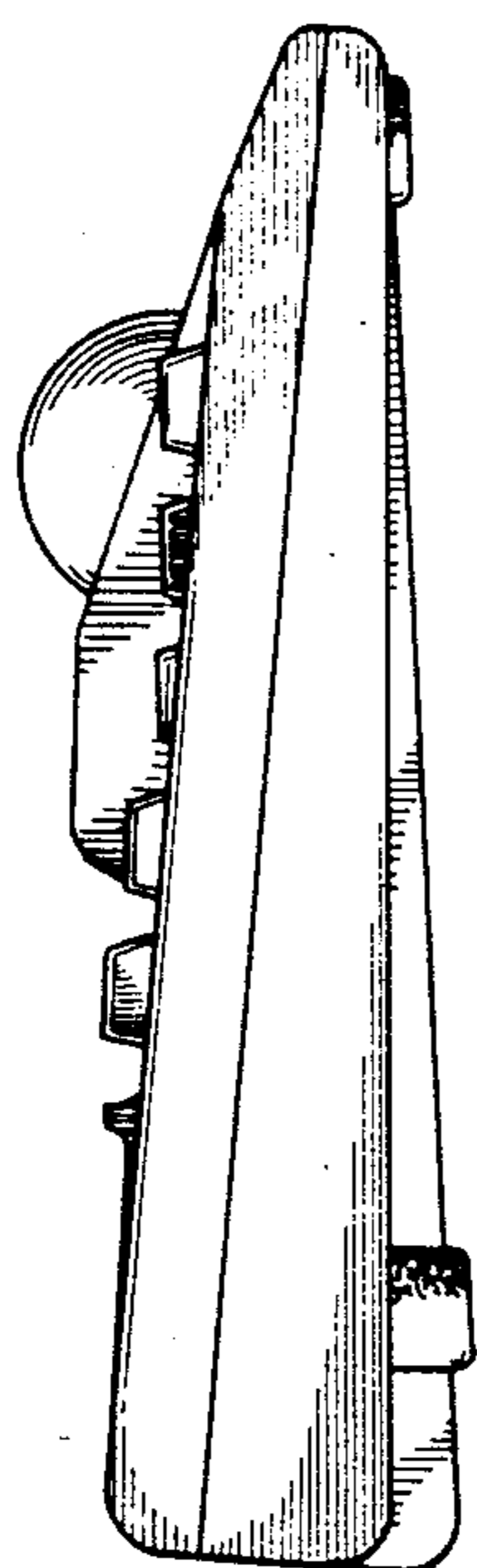


Fig 6




Fig 7




Fig 8

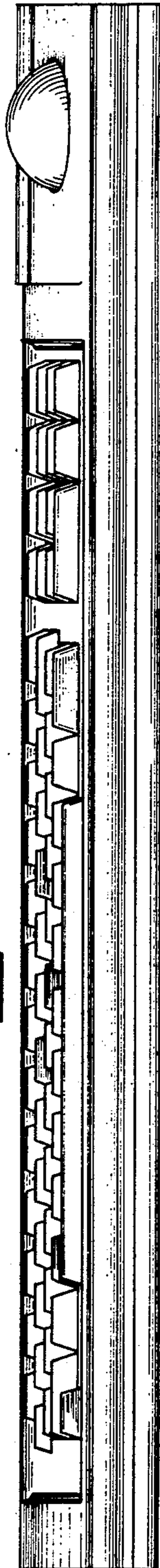


Fig 9

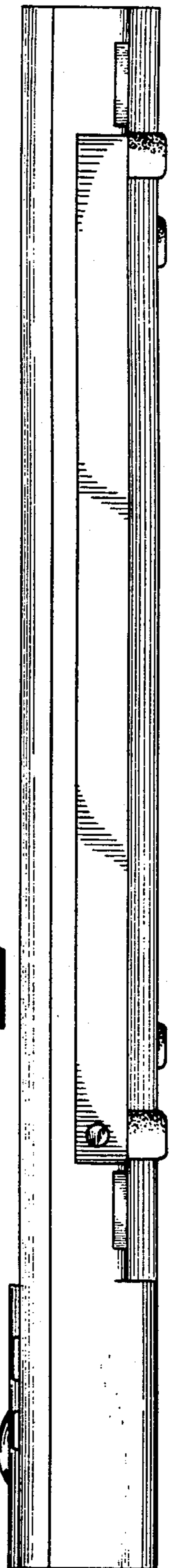


Fig 11

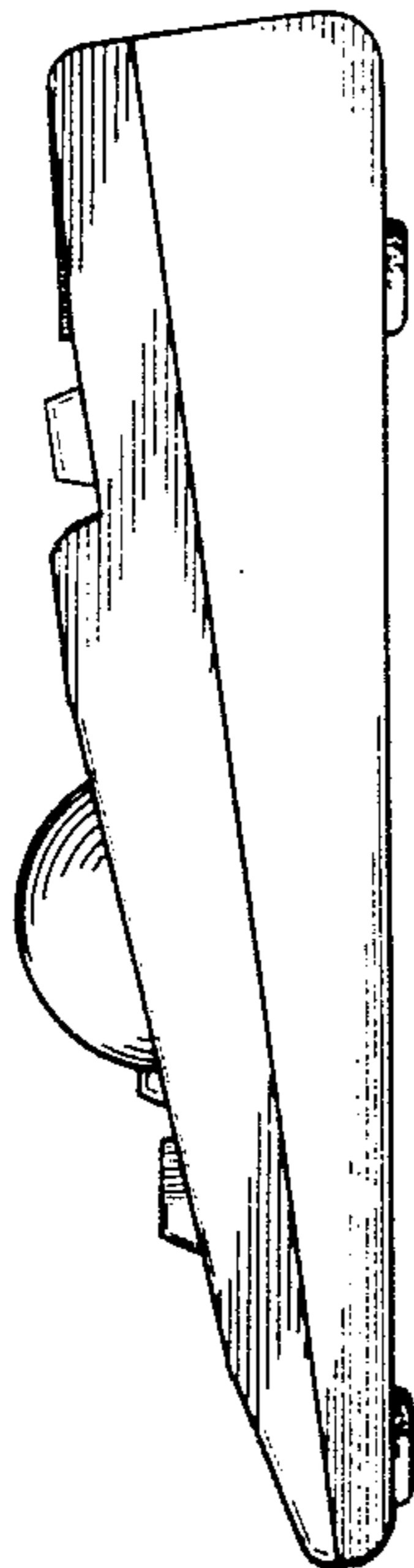


Fig 10

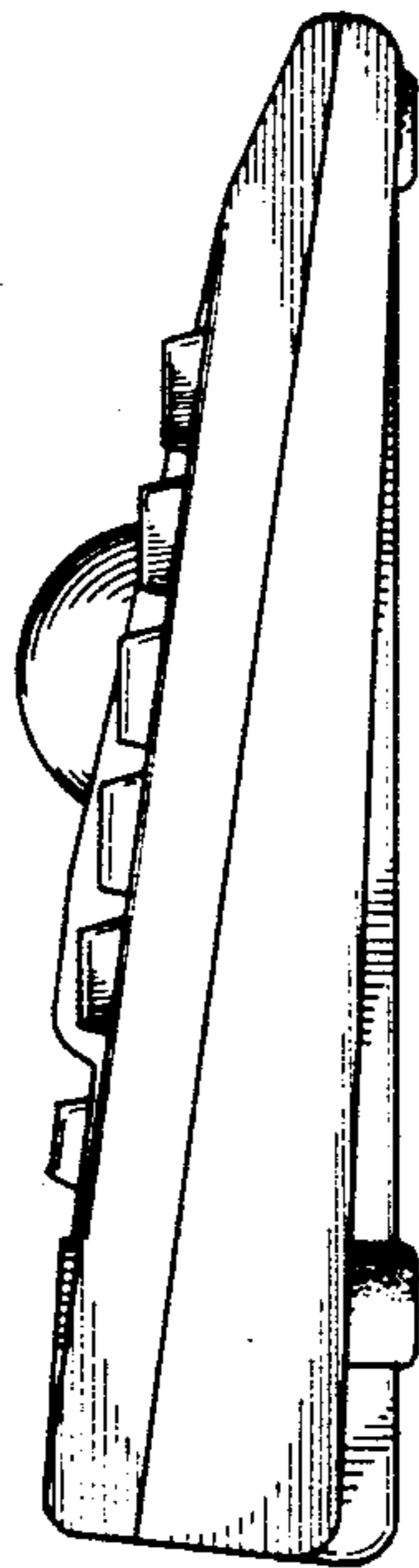


Fig 12

