

[54] TELEPHONE BASE

[75] Inventors: David C. Danielson, New Cannan, Conn.; Donald M. Genaro, Haworth, N.J.; John N. McGarvey, Drexel Hill, Pa.

[73] Assignee: AT&T Technologies, Inc., Berkeley Heights, N.J.

[**] Term: 14 Years

[21] Appl. No.: 598,387

[22] Filed: Apr. 9, 1984

[52] U.S. Cl. D14/60; D14/57; D14/53

[58] Field of Search D14/52, 53, 56, 57, D14/58, 59, 63, 64; 179/179, 100 R, 100 D, 100 C, 100 L, 103, 101

[56] References Cited

U.S. PATENT DOCUMENTS

- D. 211,472 6/1968 Dreyfuss et al. D14/53
- D. 212,692 11/1968 Plonholt D14/57
- D. 219,454 12/1970 Lilten D14/57
- D. 222,751 12/1971 Rudin D161/57
- D. 224,317 7/1972 Marsalka et al. D14/57
- D. 250,108 10/1978 Genaro et al. D14/60
- D. 250,109 10/1978 Genaro et al. D14/60
- D. 264,337 5/1982 Kessler D14/57
- D. 270,834 10/1983 Genaro et al. D14/57
- 2,479,198 8/1949 Baker D14/53
- 3,334,196 8/1967 Pearlman D14/59

FOREIGN PATENT DOCUMENTS

557175 5/1957 Belgium D14/57

OTHER PUBLICATIONS

Synchronics Magazine, Holiday Issue 1983; Published by Designs Merchandize Mart, Bldg. 2, Hanover, Pa. 17333.

Primary Examiner—James R. Largen
Assistant Examiner—Horace B. Fay
Attorney, Agent, or Firm—M. A. Morra

[57] CLAIM

The ornamental design for a telephone base, substantially as shown and described.

DESCRIPTION

FIG. 1 is a front, top and right side perspective view of a telephone base showing our new design; FIGS. 2 and 3 are respectively top and bottom plan views; FIG. 4 is a side elevational view of the side opposite being substantially identical; FIG. 5 is a perspective view similar to FIG. 1 of a second embodiment thereof; FIGS. 6 and 7 are respectively top and bottom plan views thereof; FIG. 8 is a side elevational view thereof, the side opposite being substantially identical; and FIG. 9 is an elevational view of the ends of both embodiments.

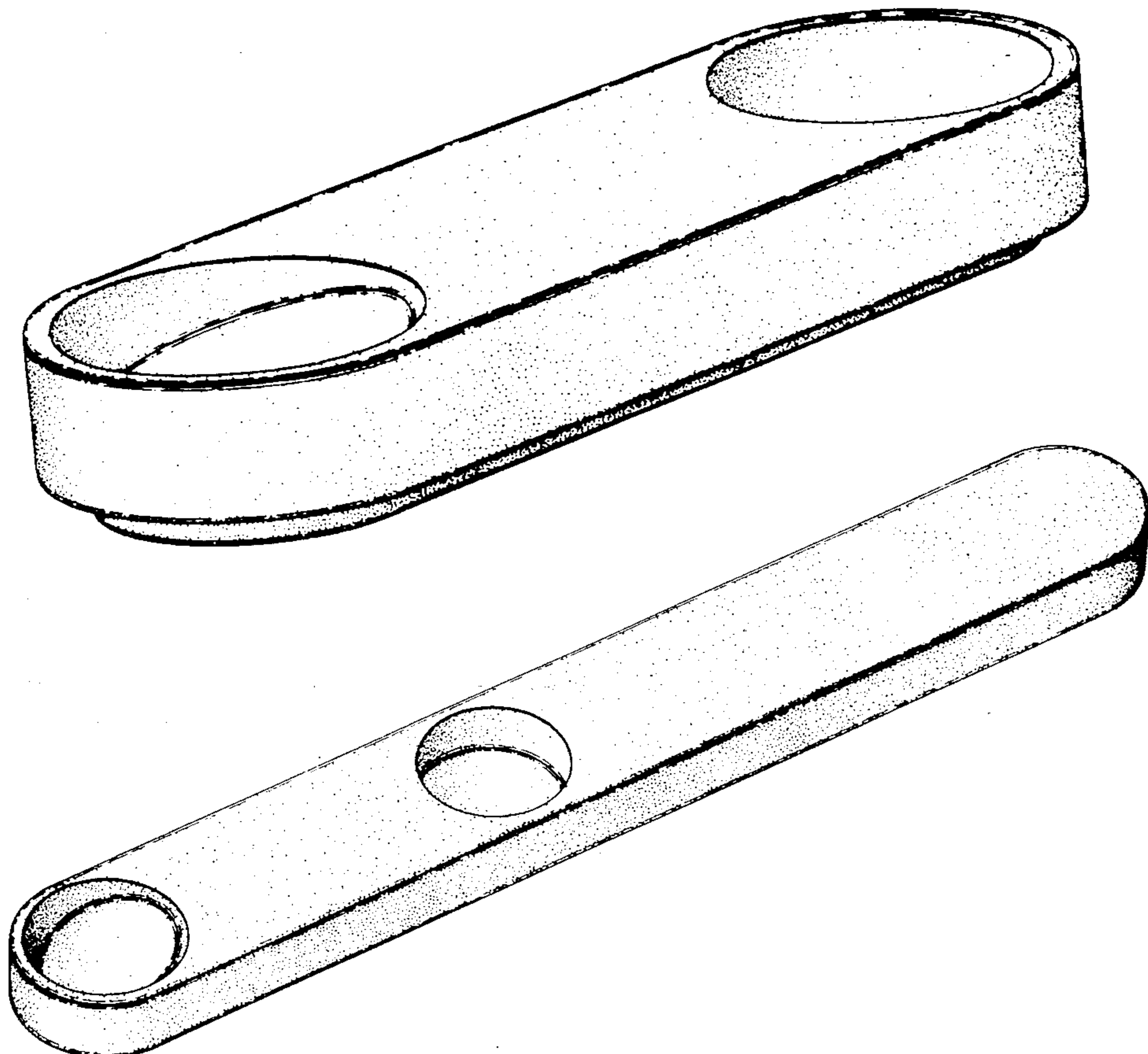


FIG. 1

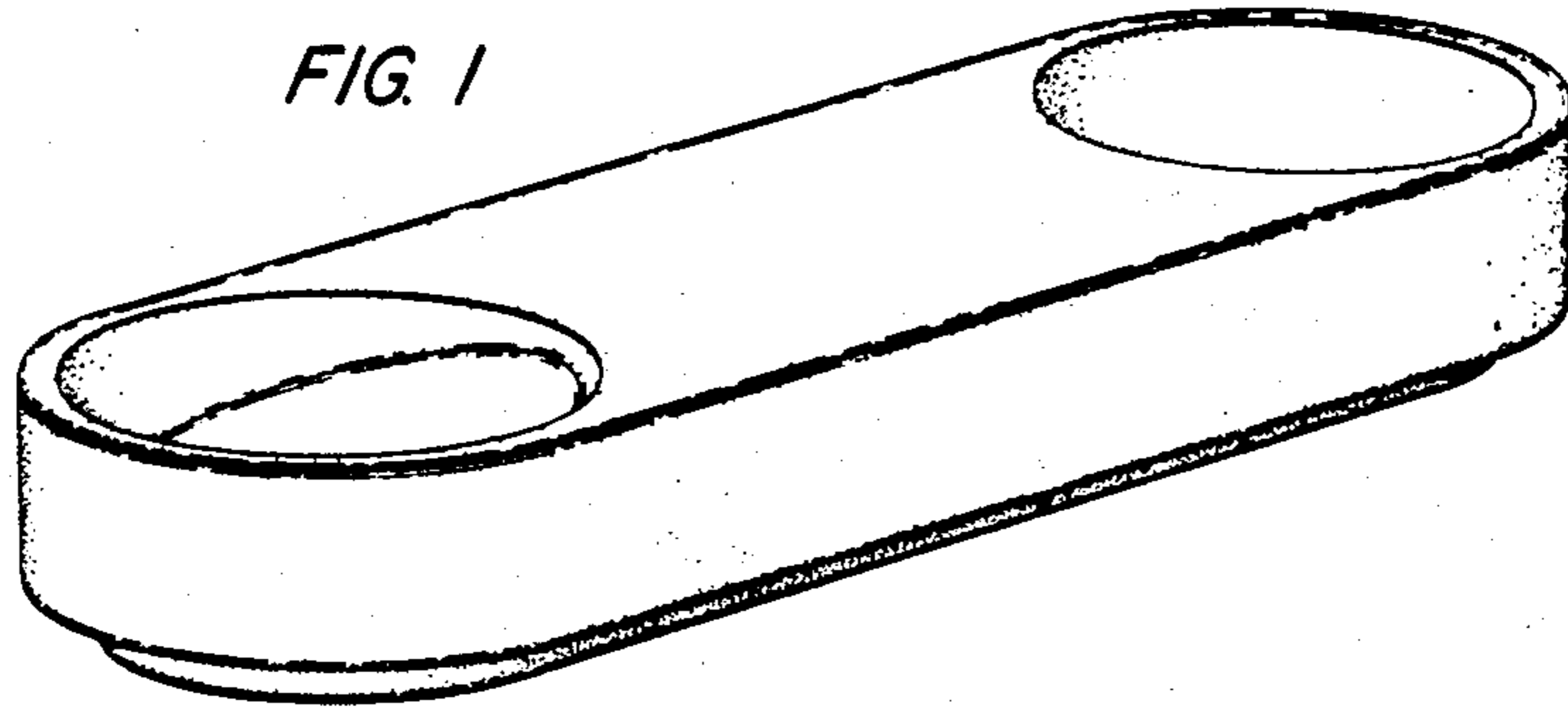


FIG. 2




FIG. 3




FIG. 4




FIG. 5

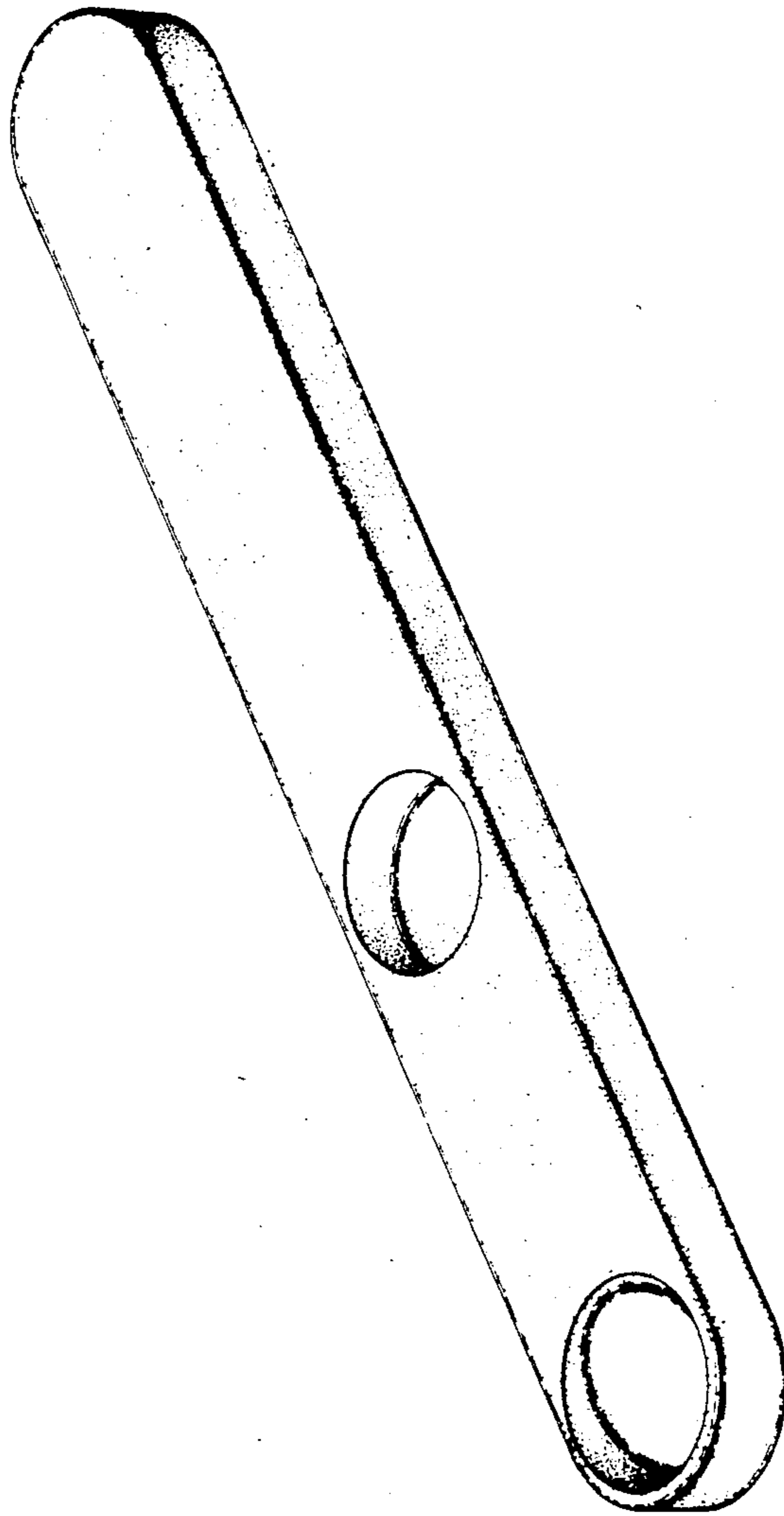


FIG. 6




FIG. 7




FIG. 8



FIG. 9

