

United States Patent [19]

Bressler et al.

[11] Patent Number: **Des. 285,197**

[45] Date of Patent: **** Aug. 19, 1986**

[54] **HANDSET TELEPHONE UNIT**

[76] Inventors: **Peter Bressler**, 114 Naudain St., Philadelphia, Pa. 19147; **Peter Byar**, 15 Mandolin La., Willingboro, N.J. 08046; **Edward A. Spector**, 33 Shell Stream Blvd., New Port Richey, Fla. 33552

[**] Term: **14 Years**

[21] Appl. No.: **535,242**

[22] Filed: **Sep. 23, 1983**

[52] U.S. Cl. **D14/53; D14/64; 179/175; 179/103**

[58] Field of Search **D14/52, 53, 63, 64; 179/175, 179, 2 EA, 100 R, 102, 103**

[56] **References Cited**

U.S. PATENT DOCUMENTS

- D. 85,008 9/1931 Speclo D14/53
- D. 85,679 12/1931 Weeber et al. D14/53
- D. 258,061 1/1981 Foreman et al. D14/53

- D. 258,656 3/1981 Vaughan et al. D14/53
- 2,039,625 5/1936 Blount 179/103
- 2,245,835 6/1941 Stehlik 179/103
- 2,410,434 11/1946 Edwards et al. 179/103
- 2,686,825 8/1954 Gottlieb 179/103
- 3,632,878 1/1972 Stratman 179/175
- 3,792,205 2/1974 O'Dea 179/175
- 4,214,132 7/1980 Kelso 179/175

Primary Examiner—Wallace R. Burke
Assistant Examiner—Horace B. Fay

[57] **CLAIM**

The ornamental design for a handset telephone unit, as shown.

DESCRIPTION

FIG. 1 is a perspective view from above of the top, front and one side of a handset telephone unit showing our new design;
FIG. 2 is a side elevational view thereof;
FIG. 3 is a rear elevational view thereof;
FIG. 4 is a front elevational view thereof;
FIG. 5 is a top plan view thereof; and
FIG. 6 is a bottom view thereof.

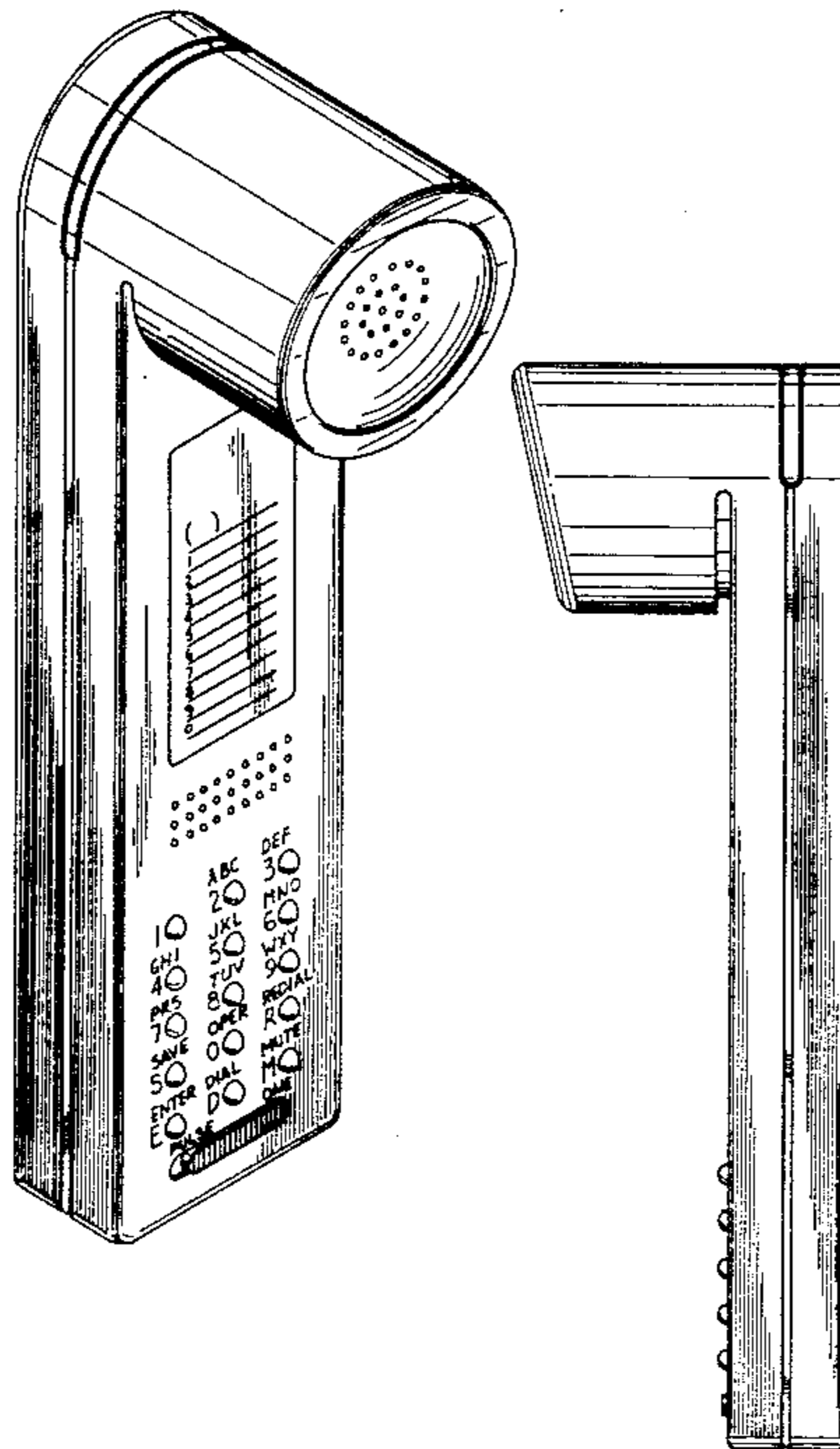


FIG. 1


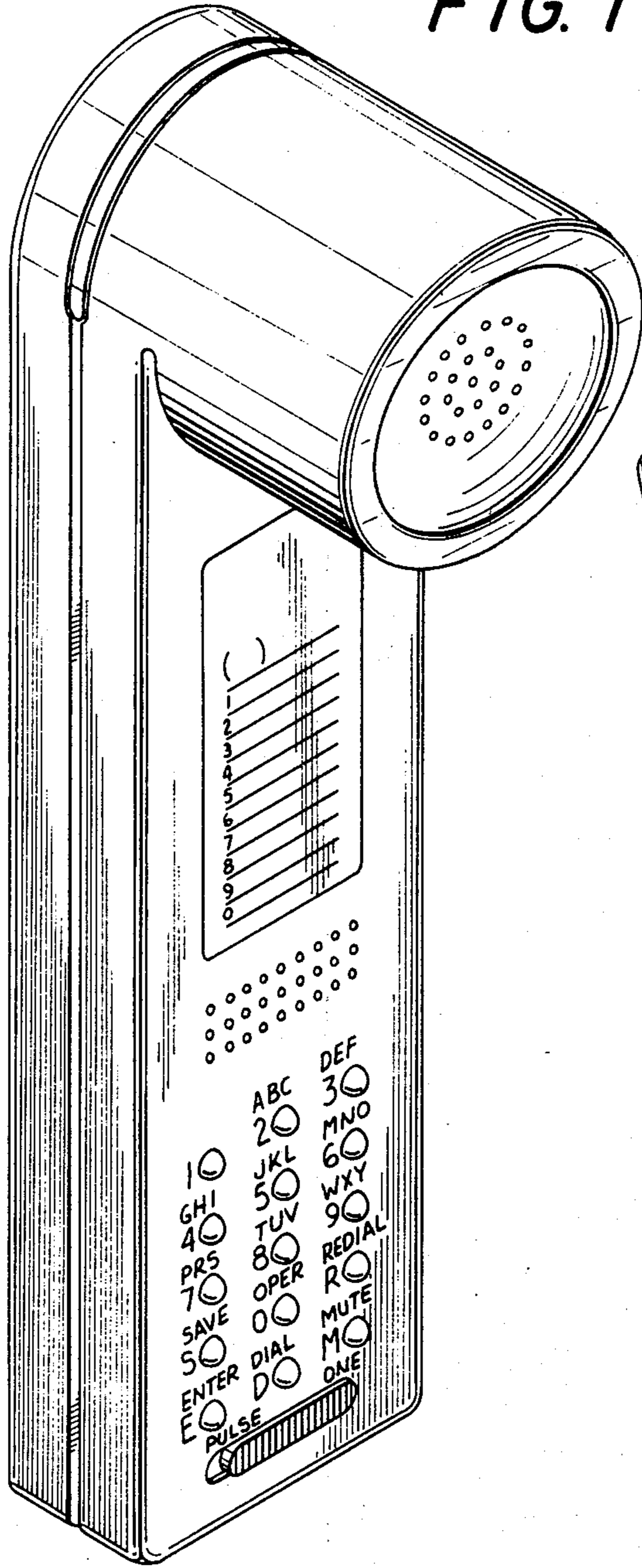


FIG. 2

FIG. 3




FIG. 4

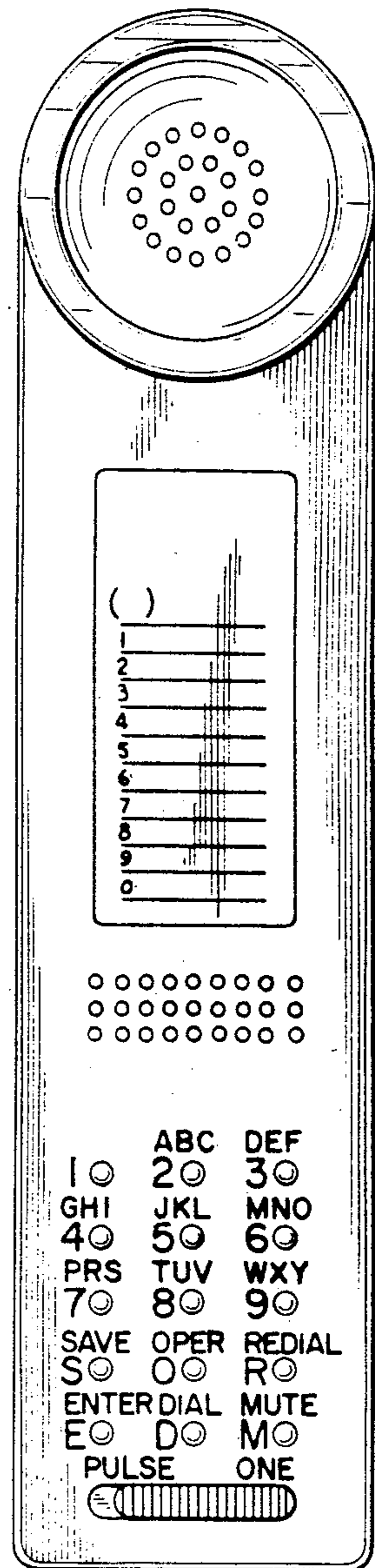


FIG. 5




FIG. 6

