

[54] OBJECT HOLDER FOR PEGBOARD MOUNTING

[76] Inventor: Fred C. Van Arsdell, 680 Miami St., Bldg. 1-B, Akron, Ohio 44311

[\*\*] Term: 14 Years

[21] Appl. No.: 593,086

[22] Filed: Mar. 26, 1984

[52] U.S. Cl. .... D8/373; 248/311.2

[58] Field of Search .... D8/373, 356, 381; 248/220.4, 300, 311.2; 52/712, 175; 211/88

|           |         |                    |             |
|-----------|---------|--------------------|-------------|
| 3,031,162 | 4/1962  | Whorton .....      | 248/311.2 X |
| 3,036,717 | 5/1962  | Johnson .....      | 211/88      |
| 3,145,848 | 8/1964  | Wood .....         | 211/88      |
| 3,532,318 | 10/1970 | Lloyd .....        | 248/311.2   |
| 3,568,969 | 3/1971  | Boman et al. ....  | 248/311.2   |
| 3,790,115 | 2/1974  | Warren et al. .... | 248/311.2   |
| 3,794,285 | 2/1974  | Borts .....        | 248/311.2   |
| 3,990,654 | 11/1976 | Michael .....      | D48/311.2   |
| 4,106,629 | 8/1978  | Doyle et al. ....  | 248/311.2   |
| 4,154,356 | 5/1979  | Schieve .....      | 211/88      |
| 4,155,459 | 5/1979  | Marschak .....     | 248/220.4   |
| 4,279,365 | 7/1981  | Hutmacher .....    | 211/88      |

Primary Examiner—Wallace R. Burke  
Assistant Examiner—Horace B. Fay  
Attorney, Agent, or Firm—Mack D. Cook, II

[56] References Cited

U.S. PATENT DOCUMENTS

|            |         |                   |             |
|------------|---------|-------------------|-------------|
| D. 45,052  | 12/1913 | Vail .....        | D8/381      |
| D. 90,966  | 11/1933 | Bach .....        | 248/311.2 X |
| D. 164,692 | 10/1951 | Kelley .....      | 248/311.2 X |
| D. 227,165 | 6/1973  | Gordon .....      | D8/356      |
| D. 242,510 | 11/1976 | Encklen .....     | D8/380      |
| D. 266,964 | 11/1982 | Rasheed .....     | D8/373      |
| 2,252,260  | 8/1941  | Jones .....       | 248/311.2   |
| 2,289,701  | 7/1942  | Engel et al. .... | 248/311.2   |
| 2,730,231  | 1/1956  | Ryan .....        | 248/311.2 X |
| 2,926,879  | 3/1960  | Dietrich .....    | 248/311.2   |

[57] CLAIM

The ornamental design for an object holder for pegboard mounting, substantially as shown and described.

DESCRIPTION

FIG. 1 is a front perspective view of an object holder for pegboard mounting showing my new design; FIG. 2 is a top plan view thereof; FIG. 3 is a front elevational view thereof; FIG. 4 is a side elevational view thereof, the side opposite being a mirror image thereof.

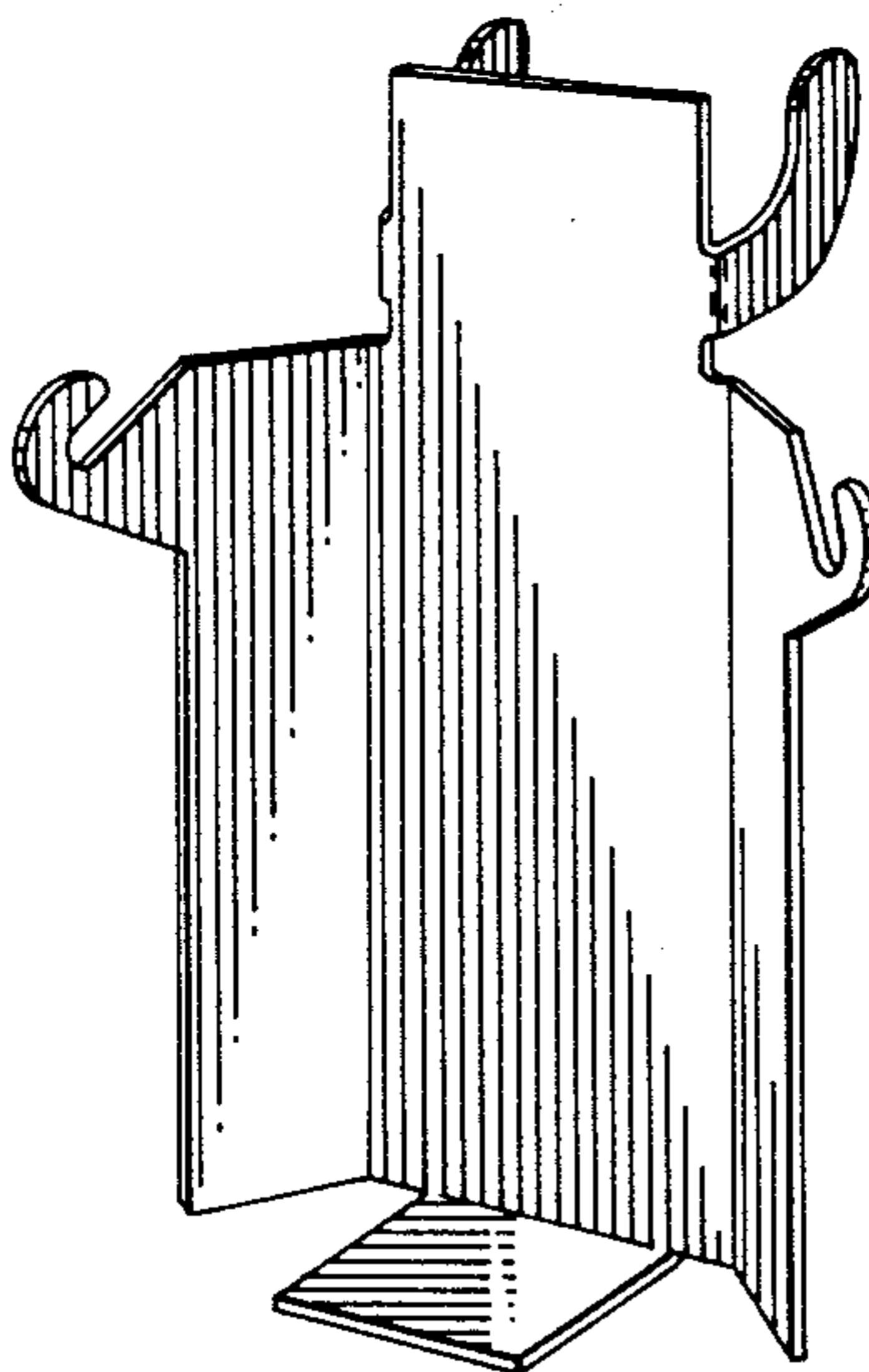


FIG. 1

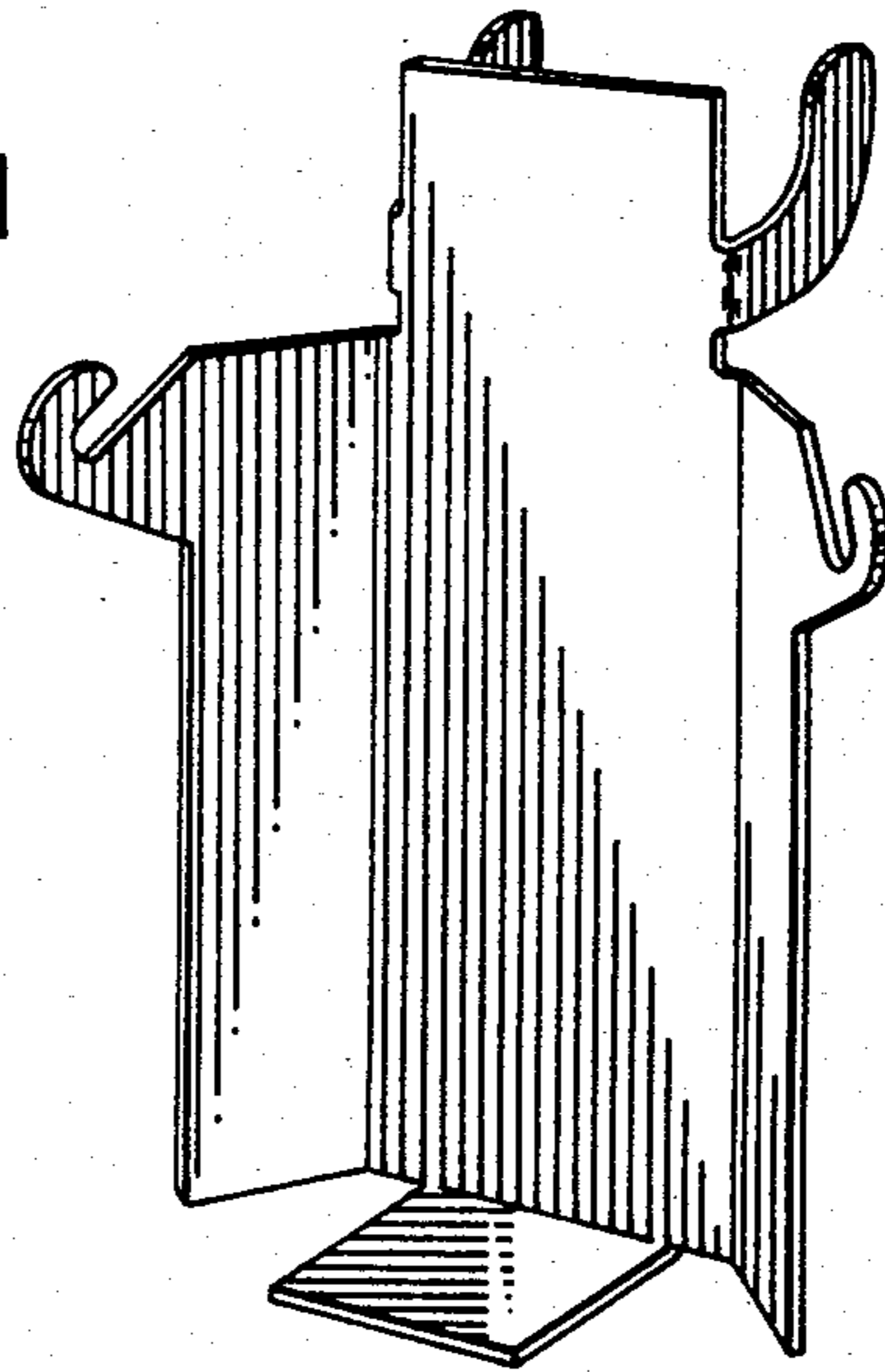


FIG. 2

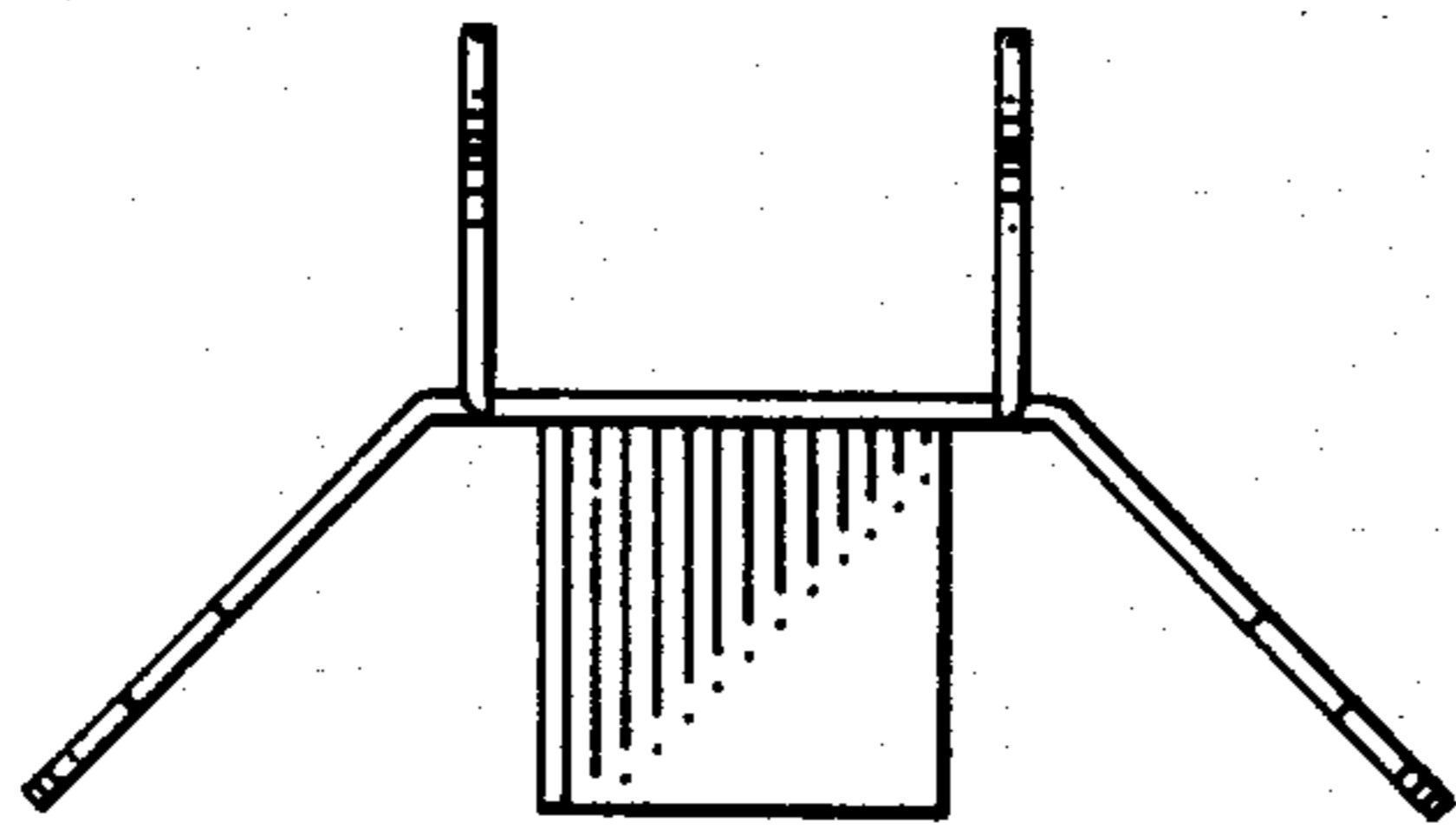


FIG. 3

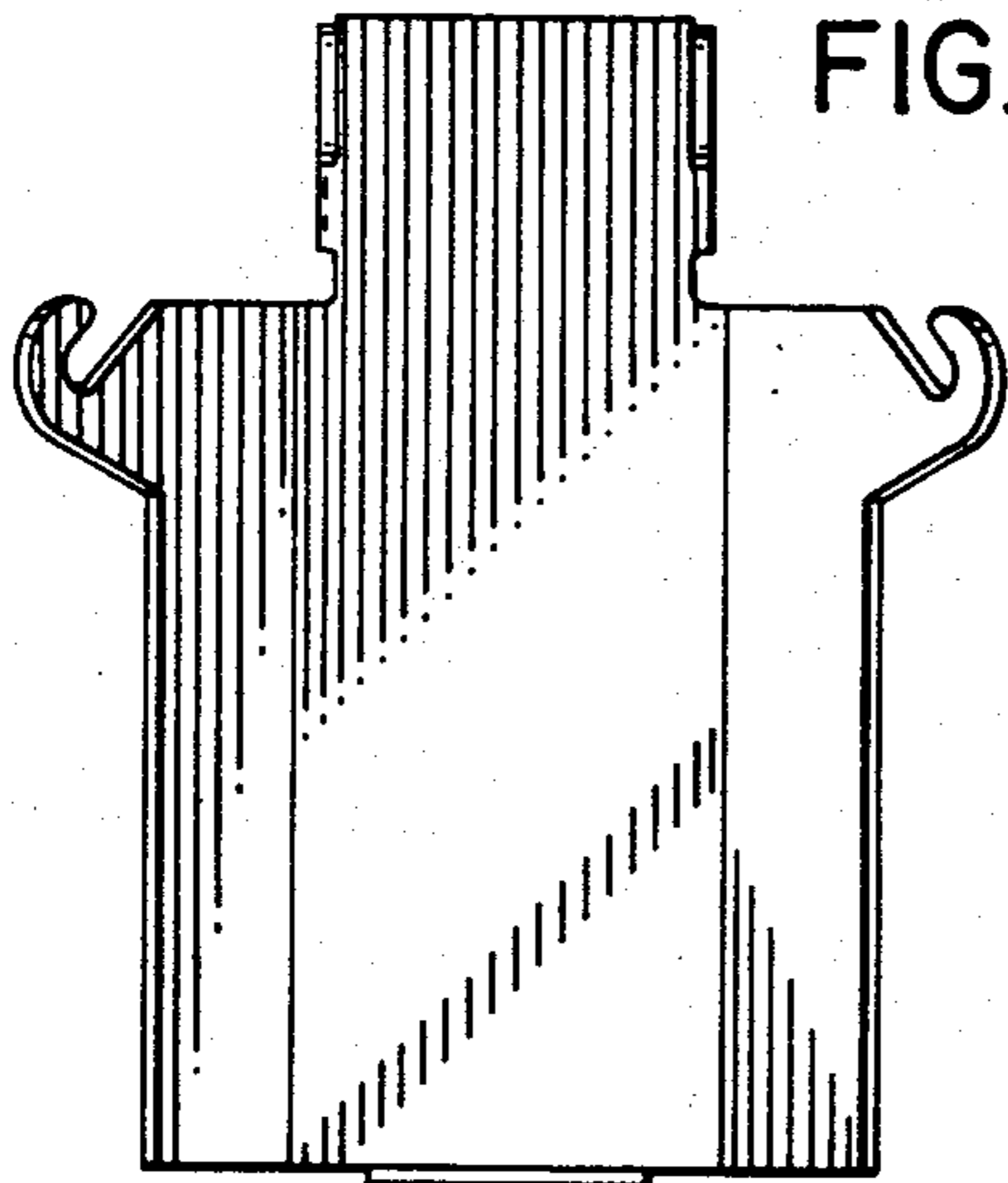


FIG. 4

