

[54] SHELF DIVIDER

[75] Inventor: Brenner E. Smith, Greenfield, Mass.

[73] Assignee: J. H. Smith Co., Inc., Greenfield, Mass.

[\*\*] Term: 14 Years

[21] Appl. No.: 594,925

[22] Filed: Mar. 29, 1984

[52] U.S. Cl. .... D6/449; D19/34.1; D6/491; D6/512

[58] Field of Search ..... D6/449, 490, 491, 512; D3/34.1; D7/23; D19/86; D16/129; D20/42, 43, 44; 211/4, 134, 153, 184

[56] References Cited

U.S. PATENT DOCUMENTS

- D. 163,536 6/1951 Morris ..... D19/34.1
- D. 229,706 12/1973 Lewis ..... D20/43 X
- D. 279,151 6/1985 Weiller ..... D6/491

- 1,417,325 5/1922 Hopp ..... D20/43 X
- 1,598,467 8/1926 Weeks ..... D19/34.1 X
- 2,795,121 6/1957 Pantello ..... D7/23 X
- 4,327,838 5/1982 Cooke ..... D19/34.1 X

Primary Examiner—Bruce W. Dunkins  
Attorney, Agent, or Firm—Chapin, Neal & Dempsey

[57] CLAIM

The ornamental design of a shelf divider, as shown and described.

DESCRIPTION

FIG. 1 is a perspective view of a shelf divider embodying my ornamental design;  
 FIG. 2 is a front end elevational view of the shelf divider.  
 FIG. 3 is a plan view of the shelf divider, and  
 FIG. 4 is an elevational view of the shelf divider showing the side opposite that shown in FIG. 1.  
 The shelf indicated by means of broken lines in FIG. 4 are shown for illustrative purposes only.




Fig. 1.




Fig. 2.



Fig. 3.

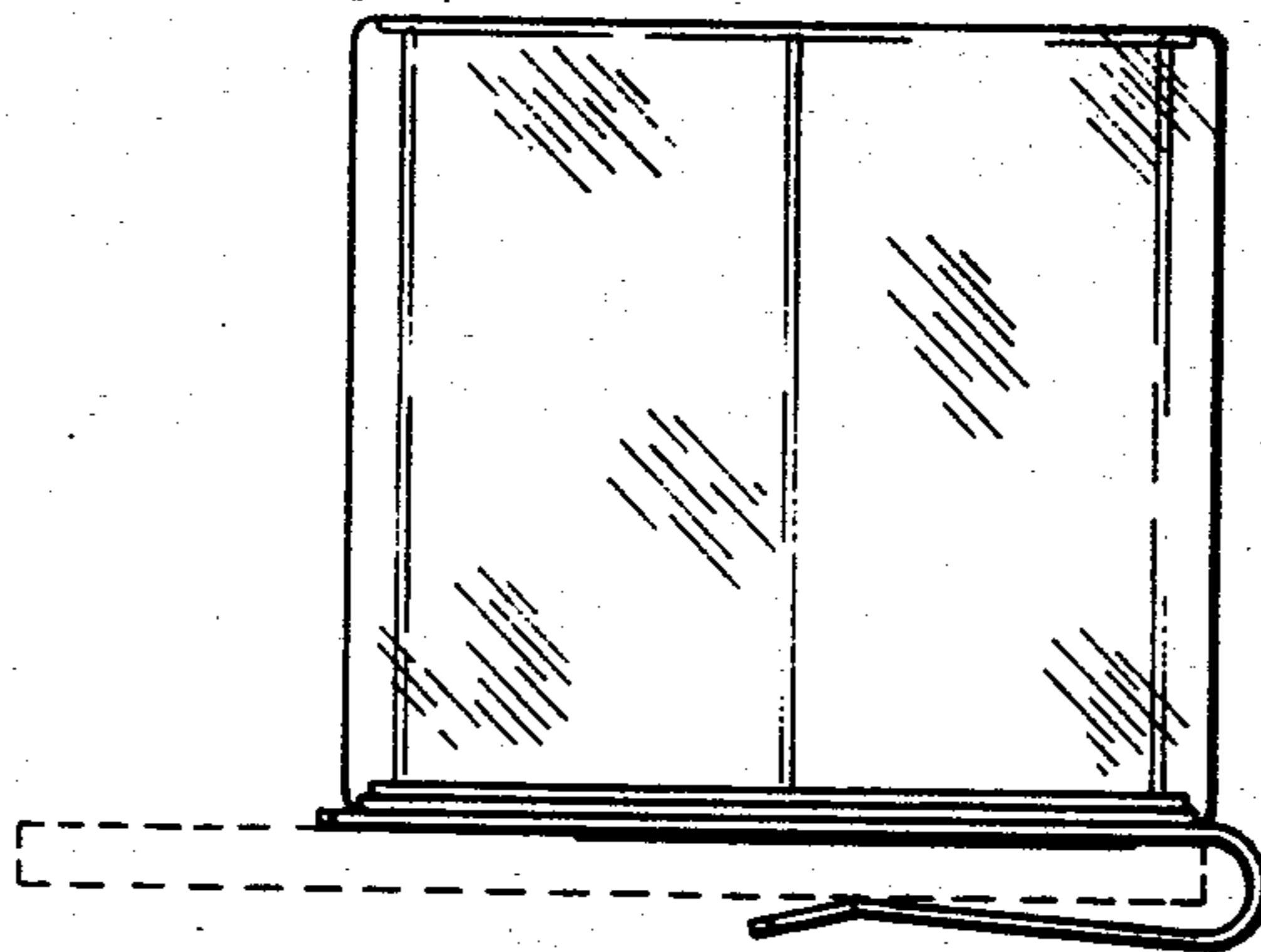


Fig. 4.