

United States Patent [19]

Kirk

[11] Patent Number: **Des. 285,143**

[45] Date of Patent: **** Aug. 19, 1986**

[54] **BELT BUCKLE**

[75] Inventor: **Alexis V. Kirk, New York, N.Y.**

[73] Assignee: **Somerset Moon Ltd., New York, N.Y.**

[**] Term: **14 Years**

[21] Appl. No.: **675,347**

[22] Filed: **Nov. 27, 1984**

[52] U.S. Cl. **D2/422; D2/414; D2/384**

[58] Field of Search **D2/380, 381, 384, 385, D2/393, 394, 405, 406, 408-410, 414, 417, 418, 420-424, 426, 427, 429, 431, 434, 437, 441-448; 24/163 K, 169, 171, 176, 180, 186, 194, 196-198, 200, 308-310, 312**

[56] **References Cited**

U.S. PATENT DOCUMENTS

D. 67,158 4/1925 Ross D2/384
D. 78,173 4/1929 Tonks D2/414

D. 84,881 8/1931 Cooper D2/414
D. 121,456 7/1940 Masters D2/384
D. 121,956 8/1940 Holstein D2/385 X
D. 230,540 3/1974 Gillman D2/431 X

Primary Examiner—Bernard Ansher
Assistant Examiner—Theodore M. Shooman
Attorney, Agent, or Firm—Frishauf & Partners

[57] **CLAIM**

The ornamental design for belt buckle, as shown and described.

DESCRIPTION

FIG. 1 is a front elevational view of a belt buckle showing my new design;
FIG. 2 is a top plan view thereof, the bottom plan view being a mirror image;
FIG. 3 is a rear elevational view thereof;
FIG. 4 is a right side elevational view thereof, the left side elevational view being a mirror image; and
FIG. 5 is a top, front and side perspective view thereof, showing the buckle in an open position.




FIG. 1




FIG. 2




FIG. 3

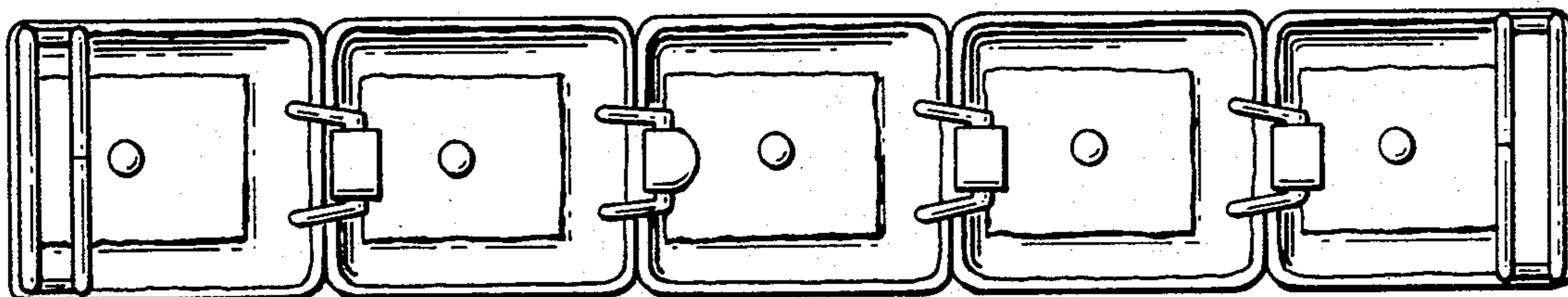


FIG. 4



FIG. 5

