

- [54] **HANDSET TELEPHONE RECEPTACLE OR SIMILAR ARTICLE**
 [75] **Inventor: Thomas G. Beaumont, Bedford, Tex.**
 [73] **Assignee: Motorola, Inc., Schaumburg, Ill.**
 [**] **Term: 14 Years**
 [21] **Appl. No.: 598,759**
 [22] **Filed: Apr. 10, 1984**
 [52] **U.S. Cl. D14/61; D14/56; D14/59; D14/13**
 [58] **Field of Search D14/52, 53, 59, 60, D14/61, 56; 179/179, 100 R, 100 D, 100 C, 100 L, 2 EA, 121 R; 381/91; 455/345, 89**

[56] **References Cited**
U.S. PATENT DOCUMENTS

D. 203,595	2/1966	Kamp	D14/56
D. 216,641	2/1970	Phillips	D14/65
D. 229,190	11/1973	Landell	D14/65
D. 246,043	10/1977	Taylor	D14/53
D. 246,103	10/1977	Taylor	D14/53
D. 248,758	8/1978	Krolopp et al.	D14/53
D. 251,908	5/1979	Fujita	D14/13
D. 251,970	5/1979	Fujita	D14/13

D. 256,234	8/1980	Fukushima et al.	D14/56
D. 270,248	8/1983	Fukushima et al.	D14/53
D. 276,809	12/1984	Taylor	D14/59
D. 281,687	12/1985	Sakow	D14/64
3,557,322	1/1971	Walden	D14/56
4,325,143	4/1982	Kerr	455/345
4,472,606	9/1984	Knolopp et al.	179/178

FOREIGN PATENT DOCUMENTS

888997	2/1962	United Kingdom	D14/56
--------	--------	----------------	-------	--------

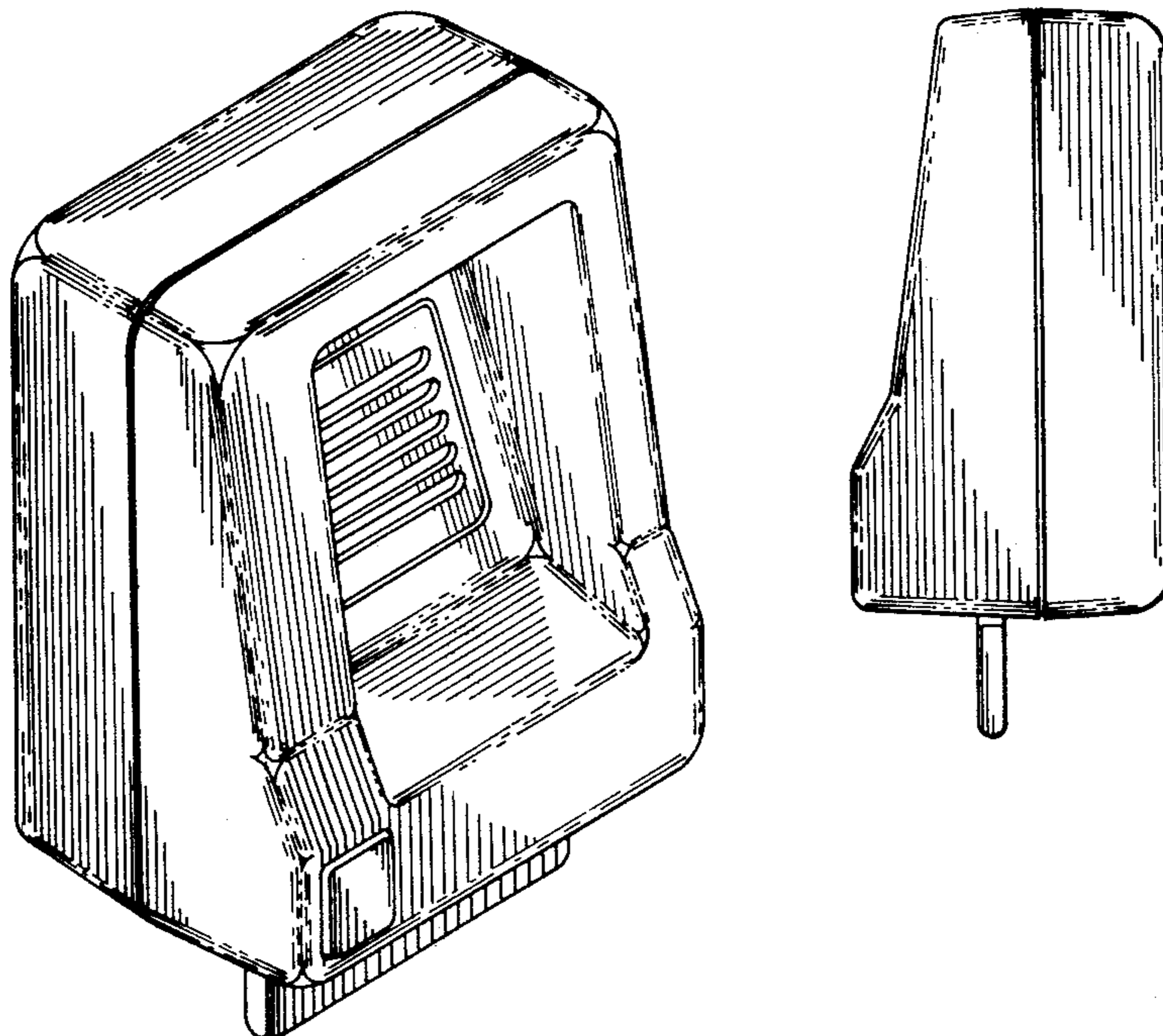
Primary Examiner—James R. Largent
Assistant Examiner—Horace B. Fay
Attorney, Agent, or Firm—F. John Motsinger; Edward M. Roney; James W. Gillman

[57] **CLAIM**

The ornamental design for a handset telephone receptacle or similar article, substantially as shown and described.

DESCRIPTION

FIG. 1 is a left side, top, and front perspective view of a handset telephone receptacle or similar article showing my new design;
 FIG. 2 is a right side elevational view thereof;
 FIG. 3 is a rear elevational view thereof; and
 FIG. 4 is a bottom plan view thereof.



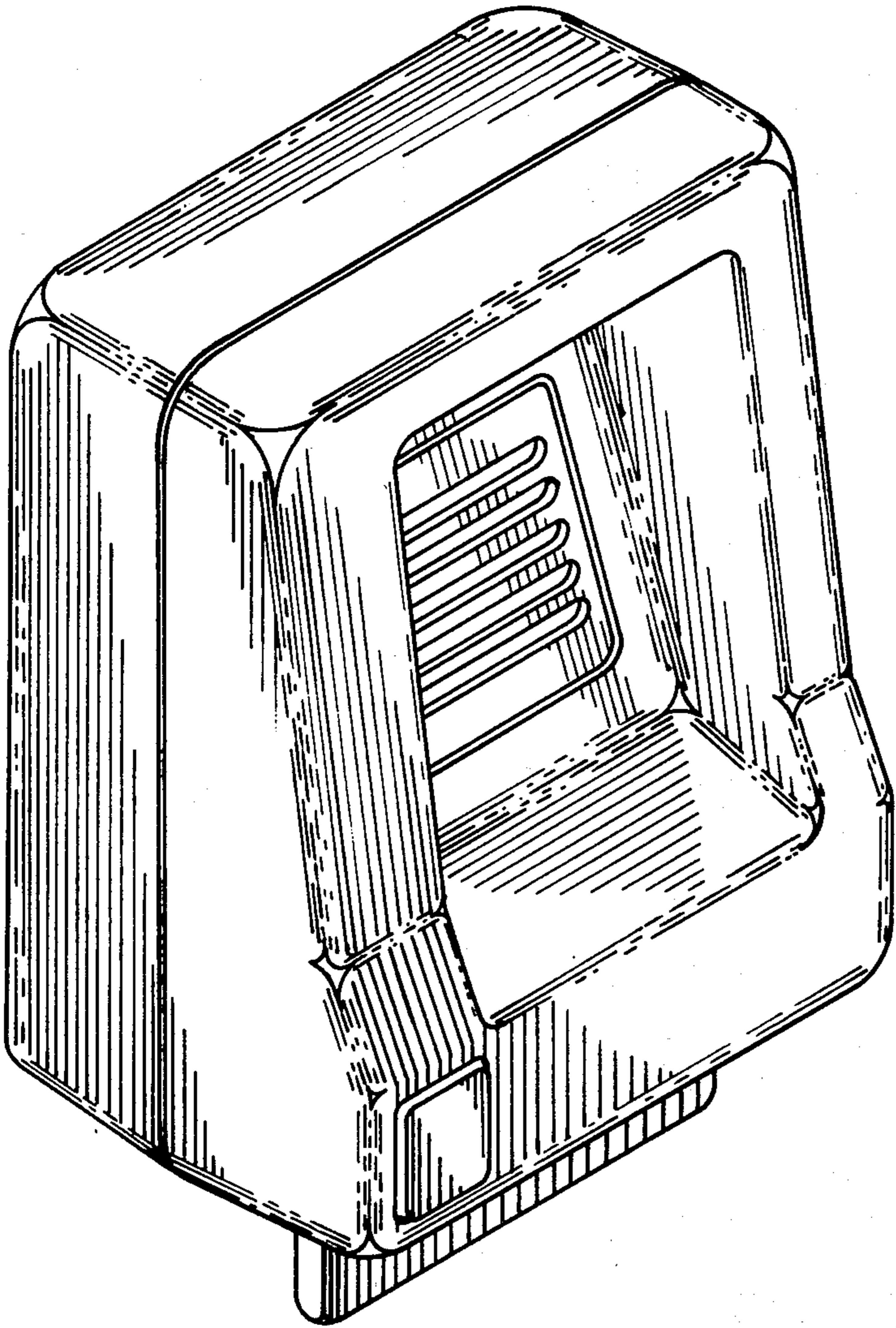


Fig. 1

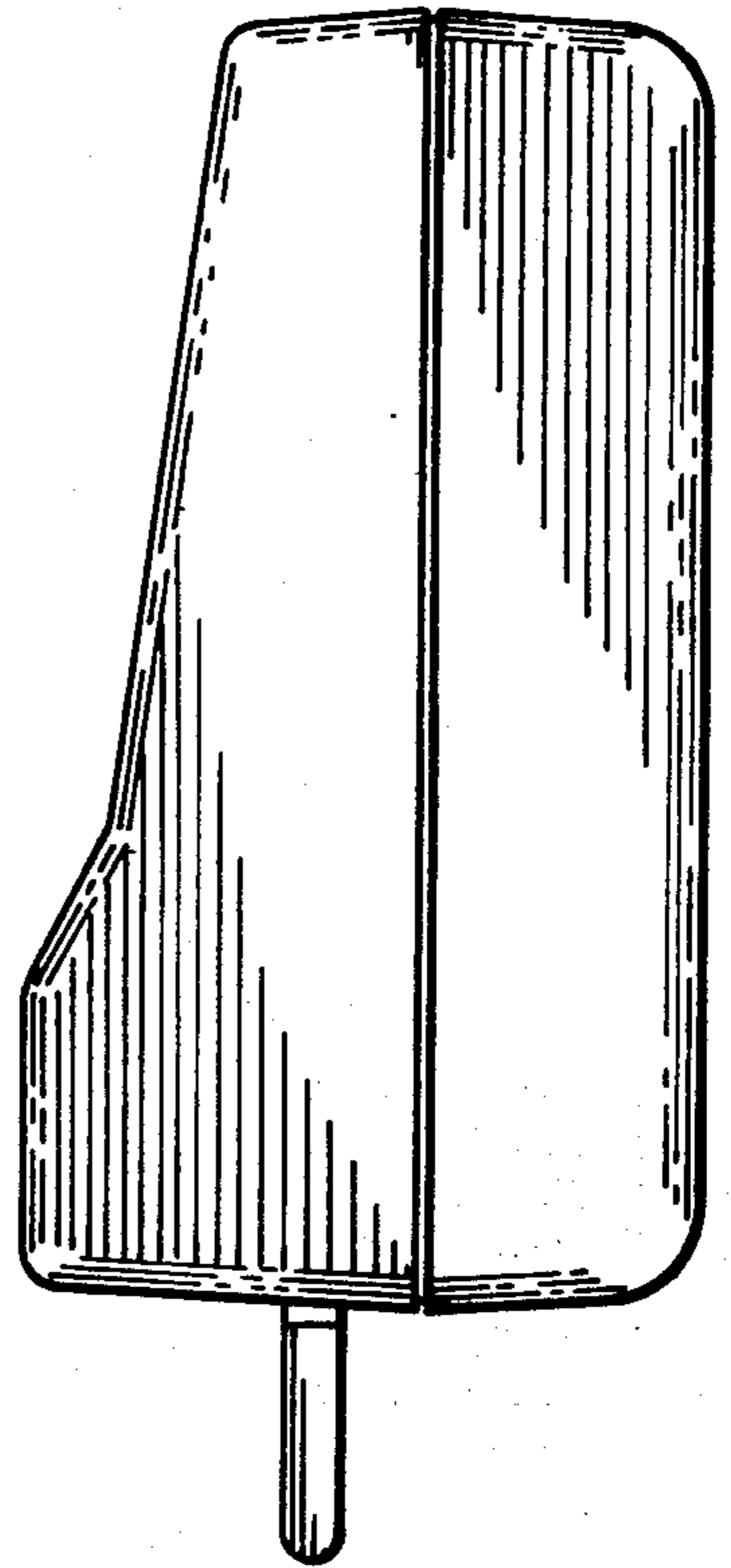


Fig. 2

Fig. 3

Fig. 4

