

[54] COMBINED FLUORESCENT LAMP AND ELECTRICAL ADAPTER THEREFOR

[76] Inventor: Herman J. Engel, 9832 Dungan Rd., Philadelphia, Pa. 19115

[*] Notice: The portion of the term of this patent subsequent to Jul. 22, 2000 has been disclaimed.

[**] Term: 14 Years

[21] Appl. No.: 511,771

[22] Filed: Jul. 7, 1983

[52] U.S. Cl. D26/3

[58] Field of Search D26/1, 2, 3, 26, 25; D13/25; 313/318, 315, 493; 315/48, 53, 56, 57, 58, 62, 63; 362/216, 217, 226

[56] References Cited

U.S. PATENT DOCUMENTS

D. 202,705	11/1965	Morgan	D26/2
D. 211,641	7/1968	Schlessel	D26/2
2,505,993	5/1950	Rogers	176/122
2,655,623	10/1953	Parker	317/210
2,807,710	9/1957	Williams	240/11.4
2,975,386	3/1961	Coy et al.	336/107
3,118,618	1/1964	Holbrook	D26/25 X
3,500,105	3/1970	Westlund, Jr. et al.	313/318
3,551,736	12/1970	Doehner	315/100
3,611,009	10/1971	McNeil	315/57

3,815,080	6/1974	Summa	339/52 R
4,093,893	6/1978	Anderson	315/48
4,173,730	11/1979	Young et al.	315/53
4,270,071	5/1981	Morton	315/62
4,347,460	8/1982	Latassa et al.	315/63
4,375,607	3/1983	Morton et al.	315/56
4,405,877	9/1983	Haraden et al.	313/318
4,443,778	4/1984	Mewissen	336/90

FOREIGN PATENT DOCUMENTS

304540 3/1955 Switzerland .

OTHER PUBLICATIONS

Norelco Specification Sheet entitled "PL Lamp" printed in U.S.A. in July 1982.

Norelco Specification Sheet, 1983.

Primary Examiner—Susan J. Lucas

Attorney, Agent, or Firm—Benasutti & Murray

[57] CLAIM

The ornamental design for a combined fluorescent lamp and electrical adapter therefor, as shown.

DESCRIPTION

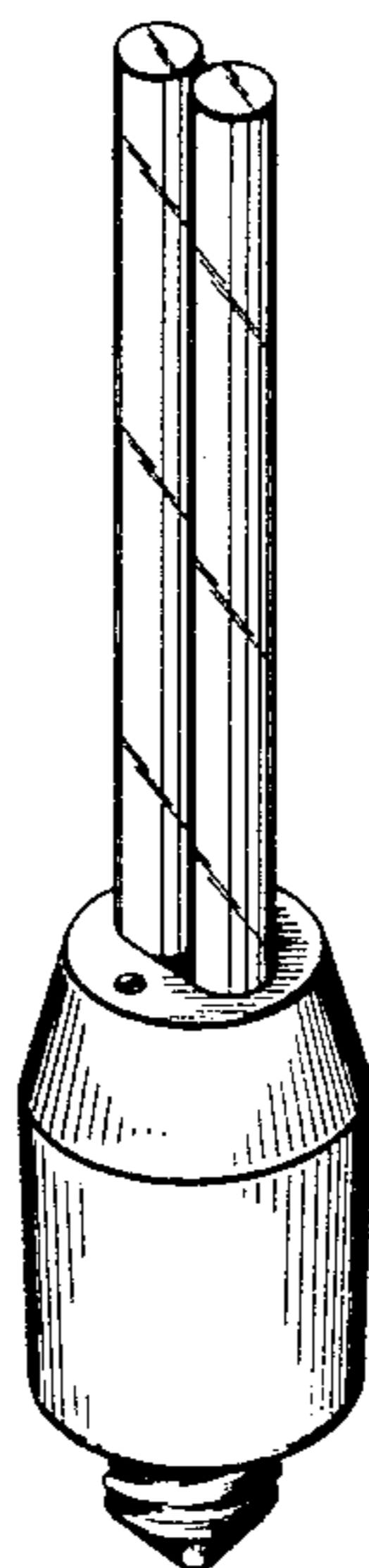
FIG. 1 is a perspective view of a combined fluorescent lamp and electrical adapter therefor showing my new design.

FIG. 2 is a side elevational view thereof.

FIG. 3 is an end view thereof.

FIG. 4 is a top plan view thereof.

FIG. 5 is a bottom plan view thereof.



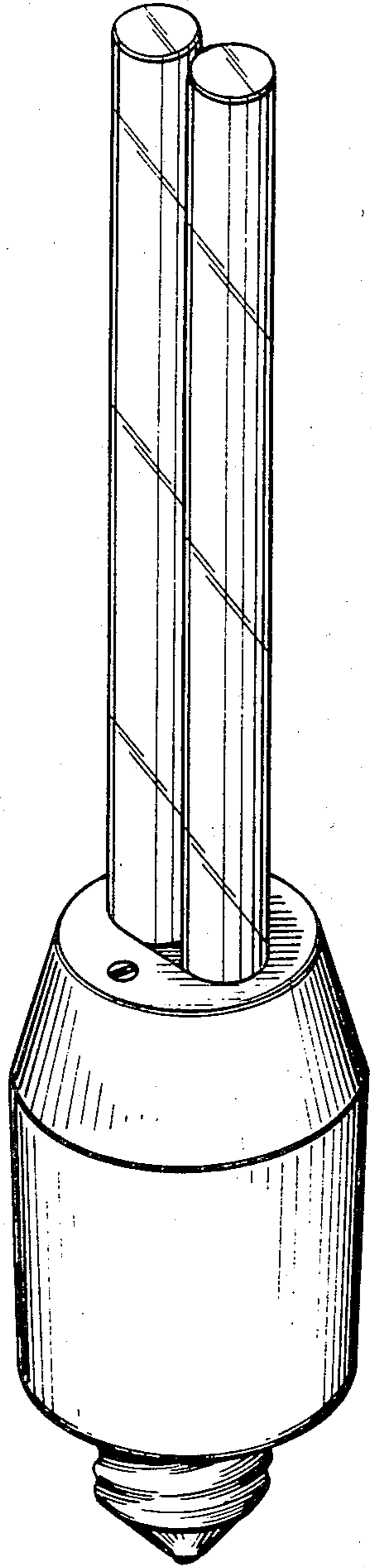


Fig. 1

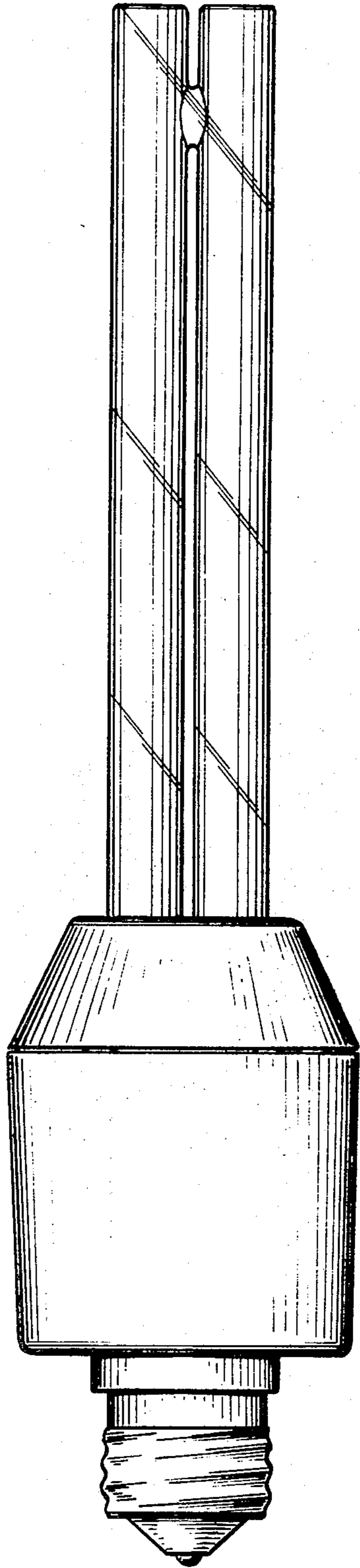


Fig. 2

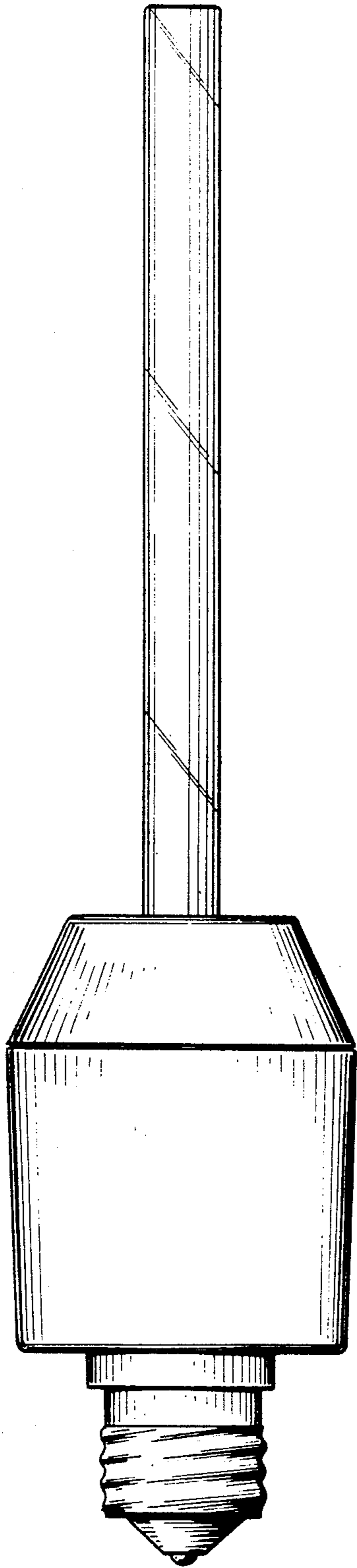


Fig. 3

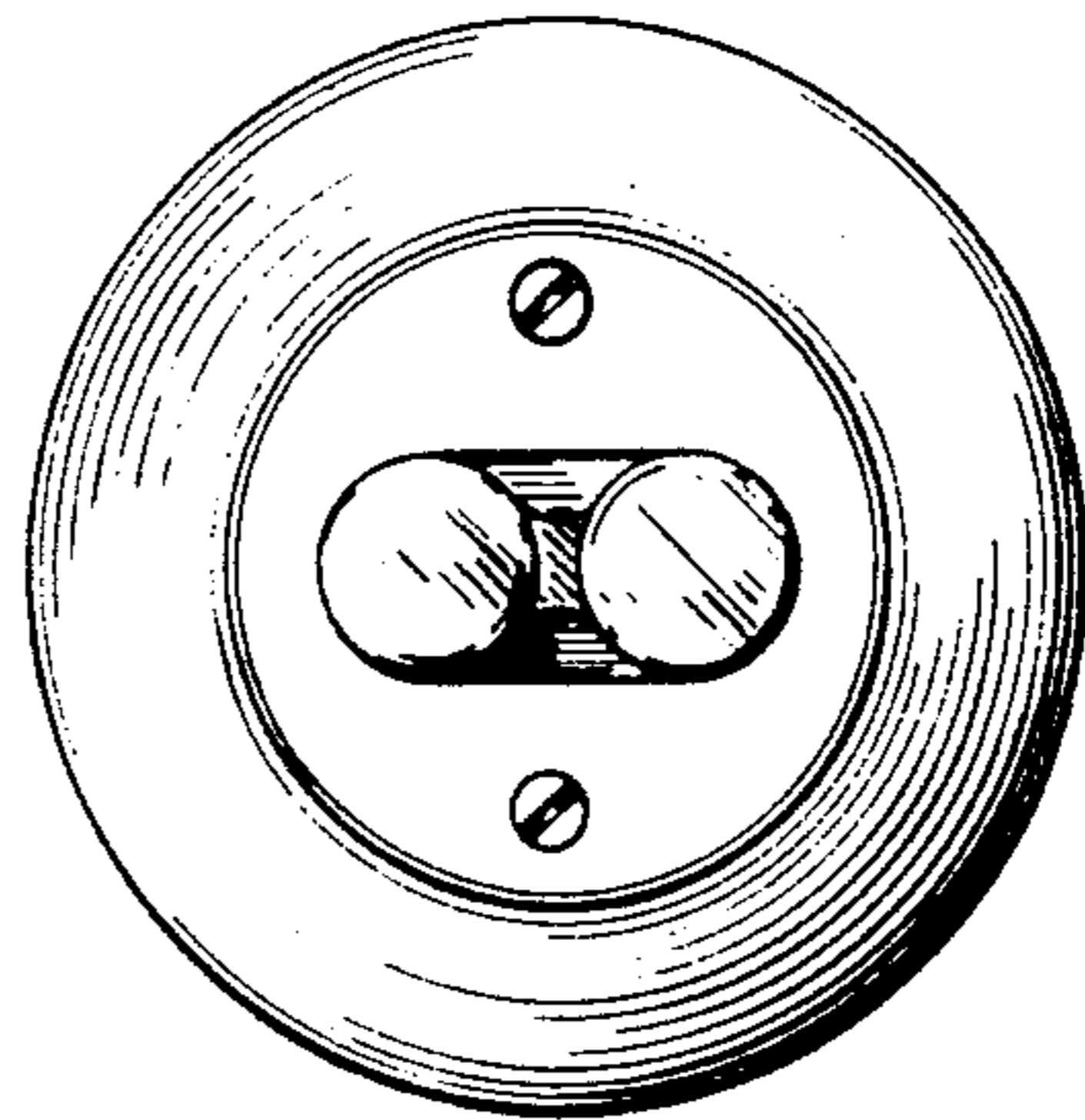


Fig. 4

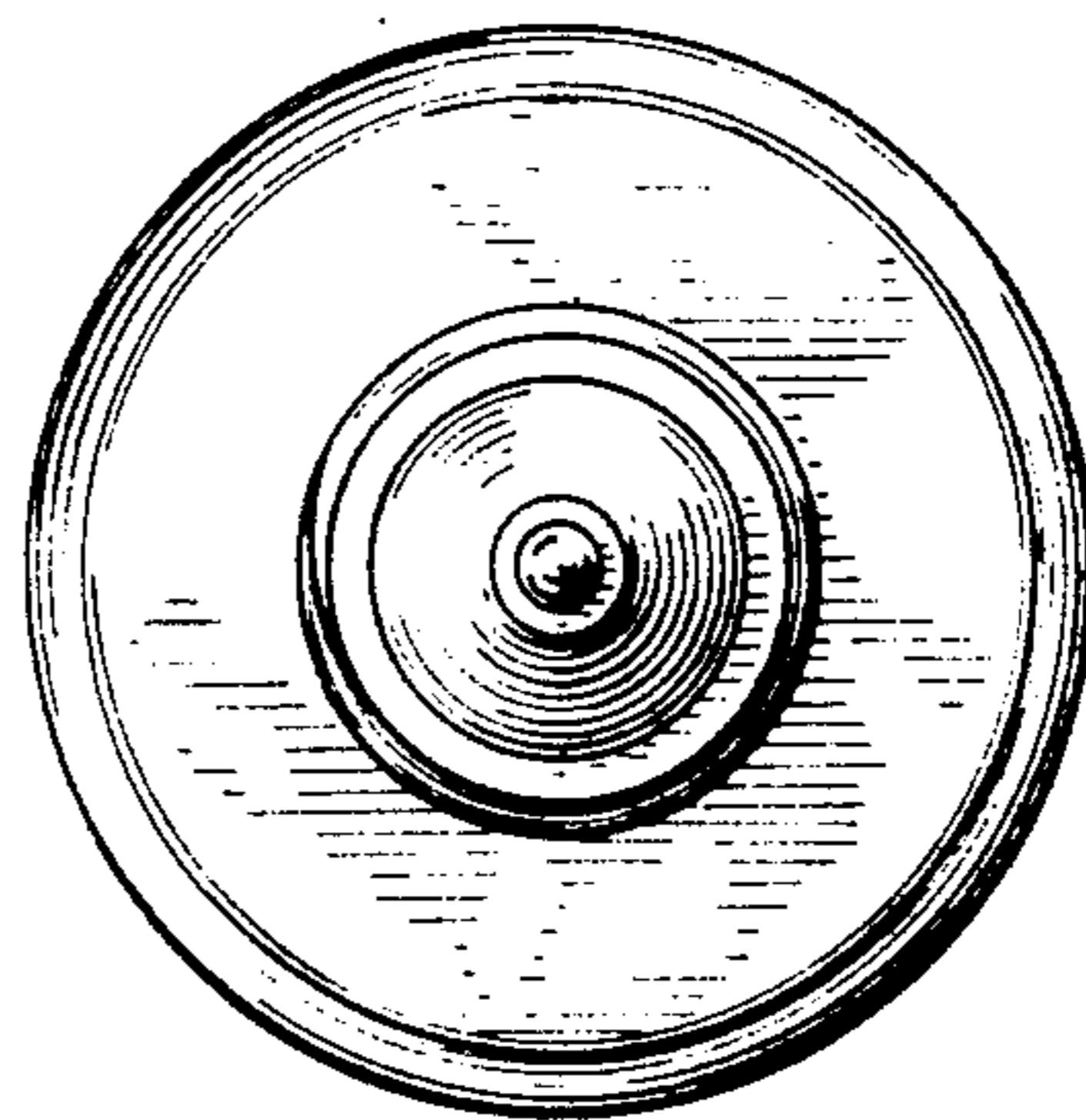


Fig. 5