

[54] BEVERAGE DISPENSER

[75] Inventors: Jason K. Sedam, Dunwoody; Richard J. Mueller, Atlanta; Andrew J. Holoubek; Samuel C. Crosby, both of Stone Mountain, all of Ga.

[73] Assignee: The Coca-Cola Company, Atlanta, Ga.

[**] Term: 14 Years

[21] Appl. No.: 788,164

[22] Filed: Oct. 16, 1985

MR19850	11/1982	Fed. Rep. of Germany .
821638	5/1982	France .
650119	1/1985	Japan .
2382	6/1984	Mexico .
17673	11/1981	New Zealand .
62877	10/1983	Norway..
UM584	8/1968	Philippines .
101717	4/1982	Spain .
82/0384	7/1982	South Africa .
31874	3/1983	Sweden .
112482	7/1982	Switzerland .
5671	4/1983	Taiwan .
D5488	11/1982	United Kingdom .
1006665	2/1983	United Kingdom .

Related U.S. Application Data .

[63] Continuation of Ser. No. 531,254, Sep. 12, 1983, abandoned, which is a continuation of Ser. No. 320,477, Nov. 12, 1981, Pat. No. Des. 273,654.

[52] U.S. Cl. D7/308

[58] Field of Search D7/300, 305-309, D7/311, 312; D20/5; 222/129.1-129.4, 144.5, 181, 185

References Cited

U.S. PATENT DOCUMENTS

D. 223,185	3/1972	Hartley .	
D. 234,833	4/1975	Syverson	D7/305
D. 235,388	6/1975	Taylor .	
D. 250,536	12/1978	Bourke	D7/308
D. 258,455	3/1981	Stafford .	
D. 259,790	7/1981	Hentschel .	
D. 260,152	8/1981	Crosby, Jr. et al. .	
D. 269,516	6/1983	Kiser	D7/308
D. 273,654	3/1972	Hartley .	
D. 274,779	7/1984	LaLumiere	D7/306 X
3,853,244	12/1974	Neumann	222/129.1

FOREIGN PATENT DOCUMENTS

42.700	5/1982	Argentina .
87164	6/1983	Australia .
526336	4/1983	Austria .
9854-00	11/1982	Benelux Designs Convent .
50347	10/1982	Canada .

OTHER PUBLICATIONS

Brazilian Appln. Serial No. MI 4200356, filed May 11, 1982.
Italian Appln. Serial No. 21820 B/82, filed May 10, 1982.
Korean Appln. Ser. No. 1982-3602, filed Apr. 28, 1982.
U.S.S.R. Appln. No. 26380/50, filed May 12, 1982.
Philippine Appln. Ser. No. D-4747, filed May 11, 1982.
"Vending Times" publication, p. 28, Feb., 1978.


Primary Examiner—Bernard Ansher
Assistant Examiner—Terry Pfeffer
Attorney, Agent, or Firm—Birch, Stewart, Kolasch & Birch

CLAIM

[57] The ornamental design for a beverage dispenser, as shown and described.

DESCRIPTION

FIG. 1 is a top, front, left side perspective view of a beverage dispenser showing our new design, the printed matter in dotted lines shown for illustrative purposes only;
FIG. 2 is a top, right side perspective view thereof;
FIG. 3 is a top, left side perspective view thereof;
FIG. 4 is a top, rear perspective view thereof; and
FIG. 5 is a top, front perspective view thereof.
The bottom of the beverage dispenser of the present invention is substantially flat and unornamental.






FIG. 1

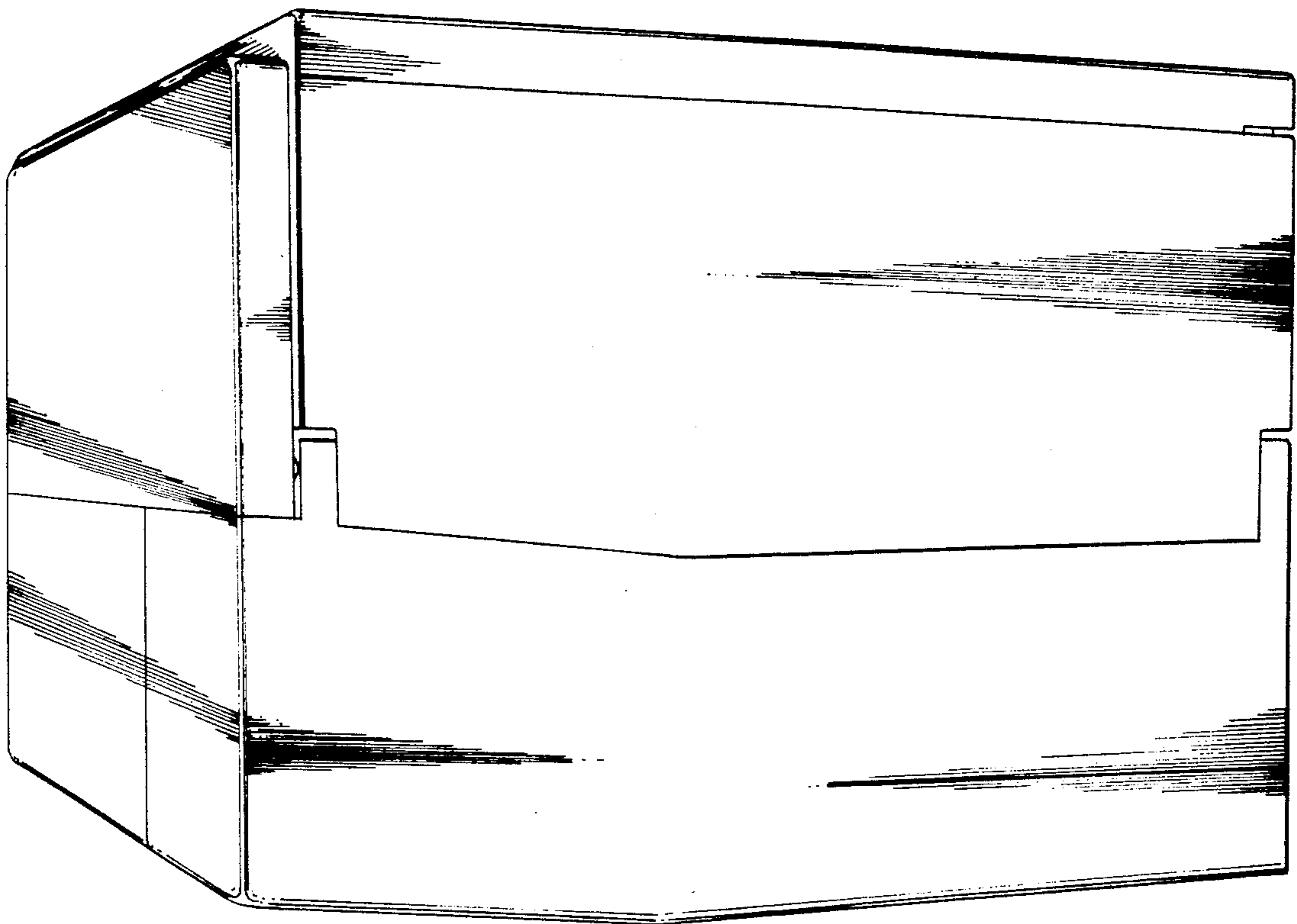


FIG. 3




FIG. 2

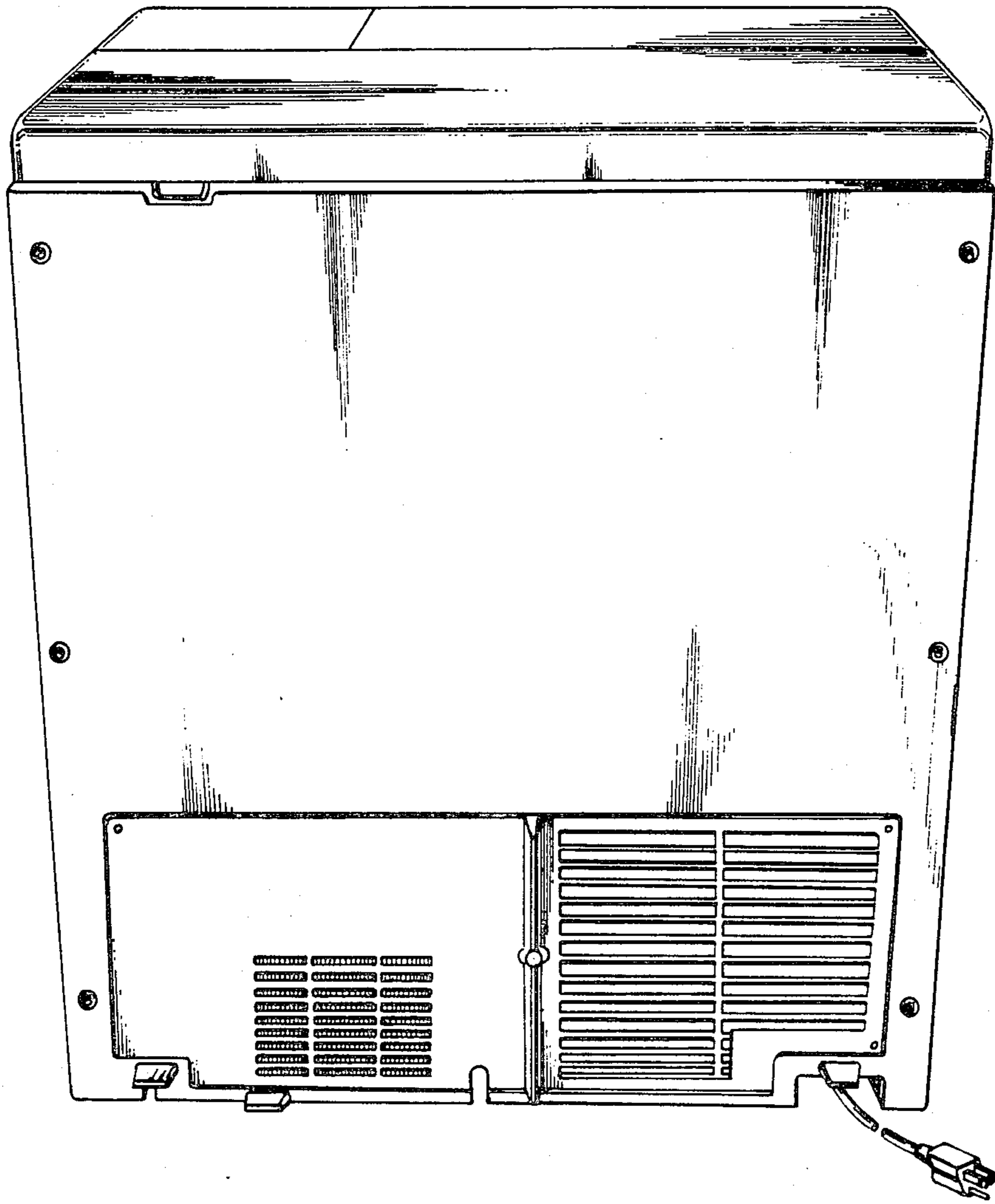


FIG. 4




FIG. 5