

[54] SPOON OR SIMILAR ARTICLE

[75] Inventor: Ellen B. Manderfield, Sherrill, N.Y.

[73] Assignee: Oneida Ltd., Oneida, N.Y.

[**] Term: 14 Years

[21] Appl. No.: 630,299

[22] Filed: Jul. 12, 1984

[52] U.S. Cl. D7/137

[58] Field of Search D7/137, 150, 151, 152, D7/140

Tableware International, Nov. 1981, p. 13, Top Panel #1, "Facher"—Fan—Shaped Handle—WMF.

Goldschmiede—Zeitung, Mar. 1979, p. 46, Flatware shown, Fluted Fan—Shaped Handles.

Vogue, May, 1971, p. 105, "Eighteenth Century" Sterling Flatware—Reed & Barton.

Primary Examiner—Winifred E. Herrmann
Attorney, Agent, or Firm—Nims, Howes, Collison & Isner

[57] CLAIM

The ornamental design for a spoon or similar article, substantially as shown and described.

DESCRIPTION

FIG. 1 is a front view of a spoon showing my new design;

FIG. 2 is a rear view thereof;

FIG. 3 is a side view thereof, the undisclosed side being substantially identical with the side shown in FIG. 3;

FIG. 4 is an enlarged cross-section taken on line 4—4 of FIG. 1;

FIG. 5 is an enlarged cross-section taken on line 5—5 of FIG. 1.

[56] References Cited

U.S. PATENT DOCUMENTS

- D. 43,257 11/1912 Osborne D7/137
- D. 248,723 8/1978 Manderfield D7/137
- D. 259,990 7/1981 Richmond D7/137

OTHER PUBLICATIONS

HFD—Retailing Home Furnishings, p. 50, Jul. 13, 1981, Section 2, "Radiant"—Oxford Hall Flatware.

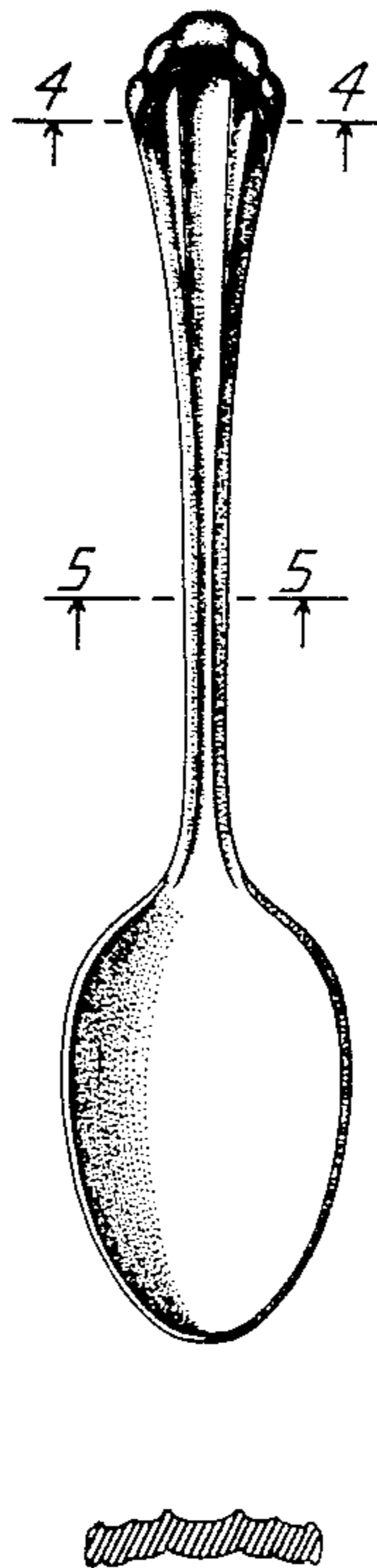


FIG. 1

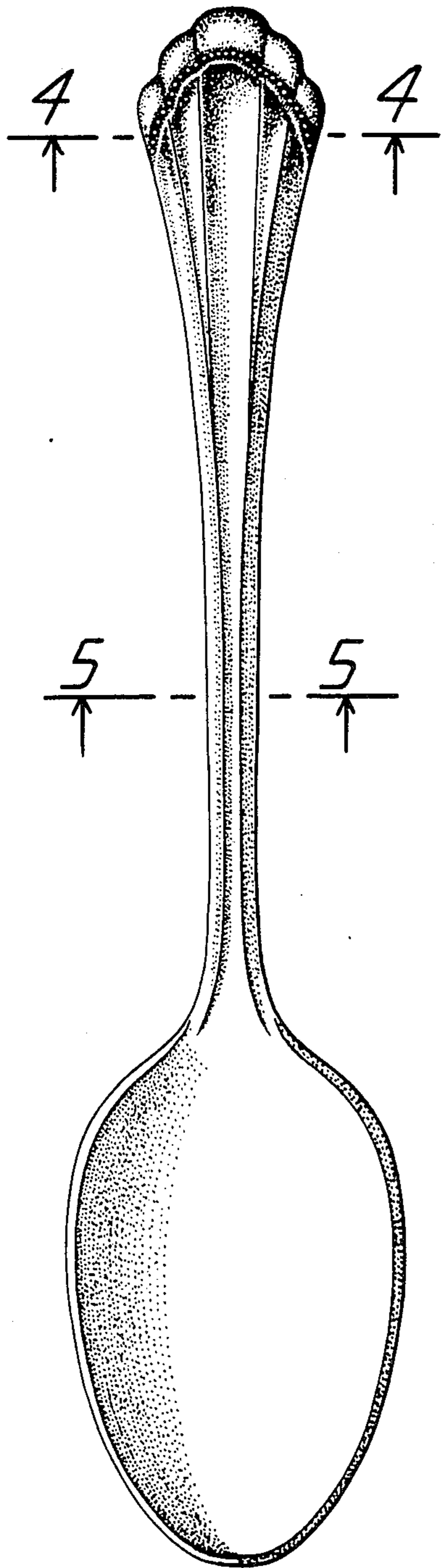


FIG. 2

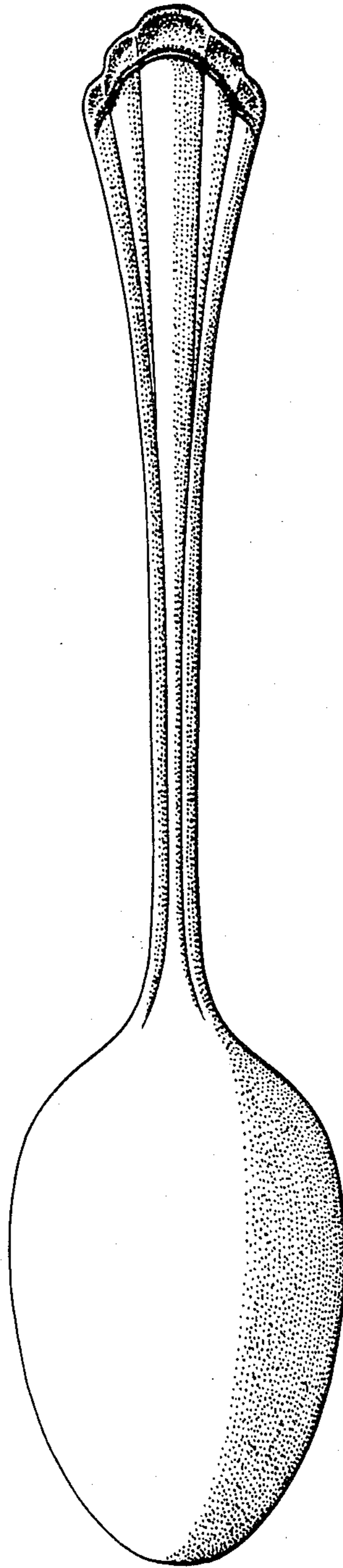


FIG. 3

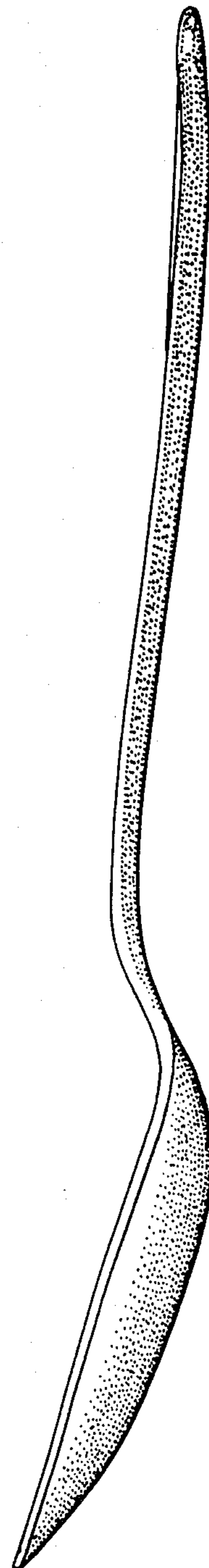


FIG. 4



FIG. 5

