

[54] **DISPENSER FOR CARDS**

[76] Inventor: **Ernest E. Hansen**, P.O. Box 272, San Juan Capistrano, Calif. 92693

[**] Term: **14 Years**

[21] Appl. No.: **573,428**

[22] Filed: **Jan. 24, 1984**

[52] U.S. Cl. **D6/515; D6/559**

[58] Field of Search D6/310, 314, 320-323, D6/512, 513, 515, 517, 524, 525, 526, 536, 540, 552, 553, 546, 559, 462, 463, 562, 566, 564, 569, 570, 571, 573, 574; 206/77.1, 315 R, 361, 425, 554, 486, 499, 396, 44 R, 448, 375, 378, 454, 456, 371, 444, 820; 211/13, 32, 35, 38, 40, 41, 46, 48, 59.2, 60.1, 68, 70.5, 70.6, 71, 72, 74

[56] **References Cited**

U.S. PATENT DOCUMENTS

D. 157,543 2/1950 Tant et al. D6/517
D. 255,852 7/1980 Fogarty D6/515

688,179 12/1901 Kerr et al. .
D. 912,804 2/1909 Brush 206/39.6
1,010,468 12/1911 Weaver .
1,029,342 6/1912 Bryant .
1,371,331 3/1921 Swift .
1,944,431 1/1934 Hope et al. .
3,688,896 5/1972 Newell 206/39.6
3,957,174 5/1976 Palamara 211/59.2
4,132,329 1/1979 Harrison D6/517

Primary Examiner—B. J. Bullock
Assistant Examiner—Suzanne N. Gitlin
Attorney, Agent, or Firm—Knobbe, Martens, Olson & Bear

[57] **CLAIM**

The ornamental design for a dispenser for cards, substantially as shown and described.

DESCRIPTION

FIG. 1 is a front perspective view of a dispenser for cards showing my new design;
FIG. 2 is a rear perspective view thereof.

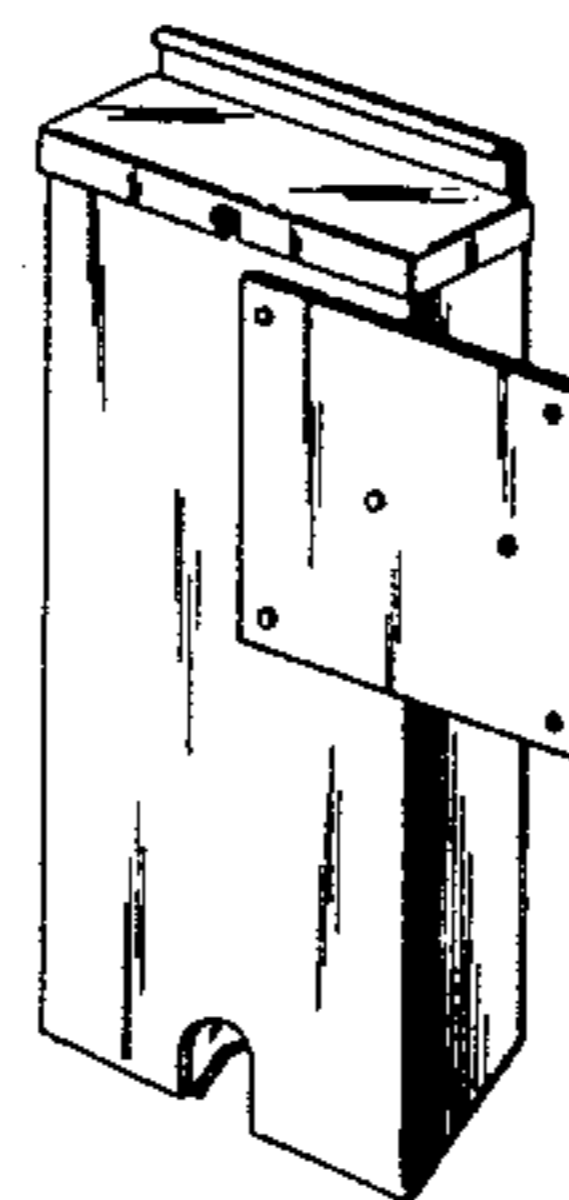
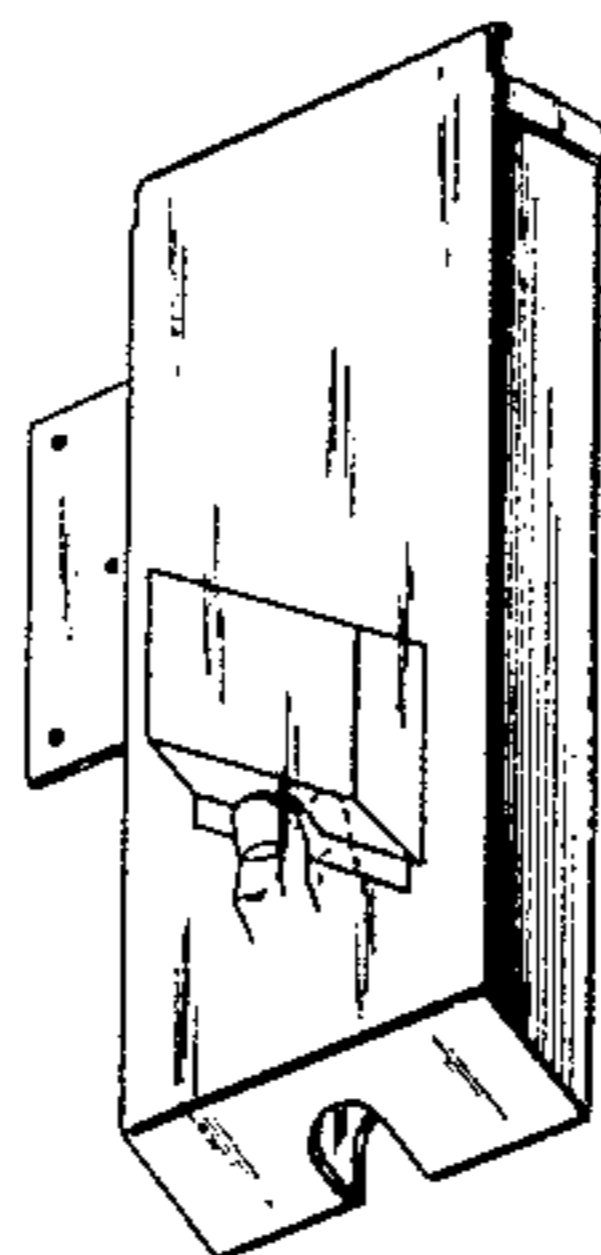


Fig. 1

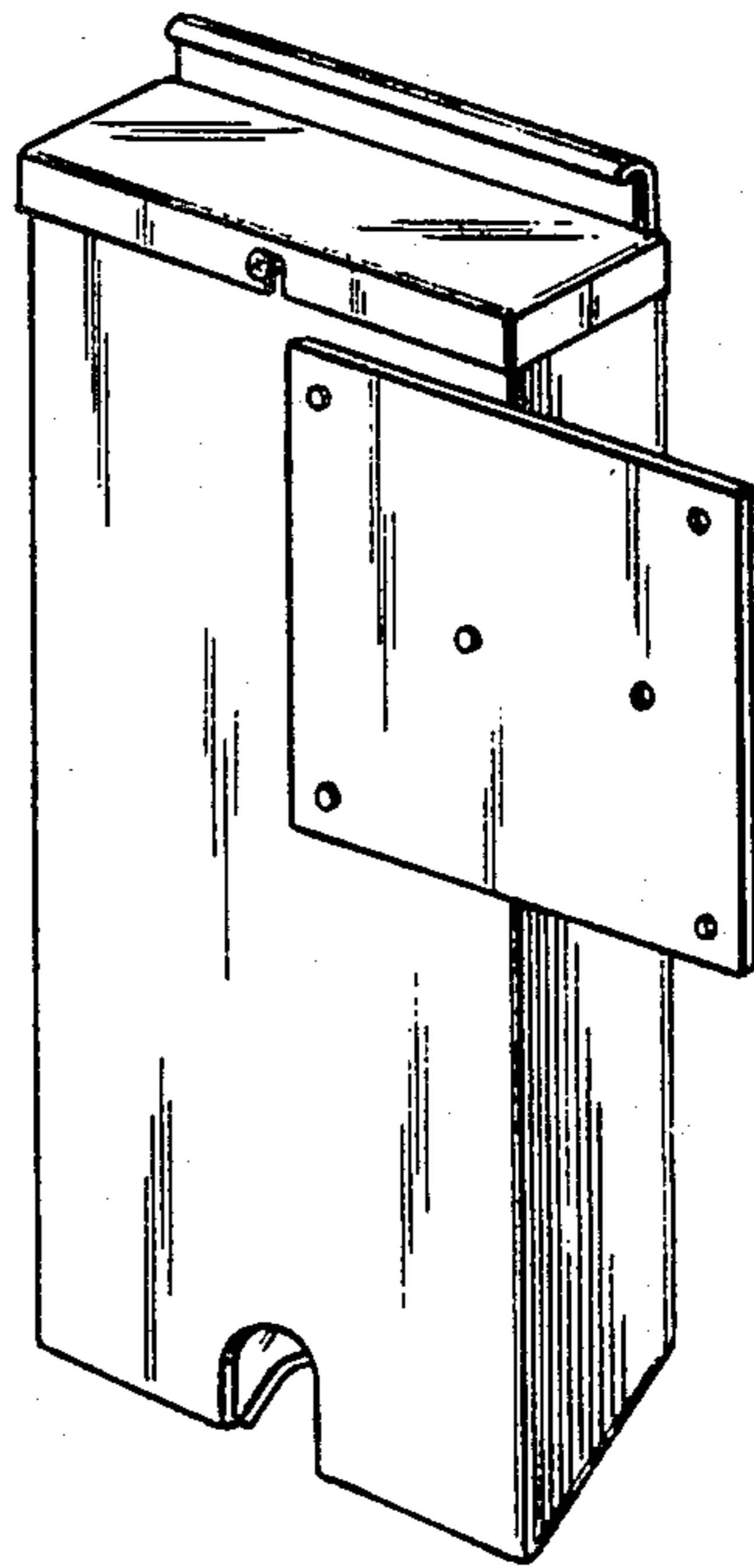
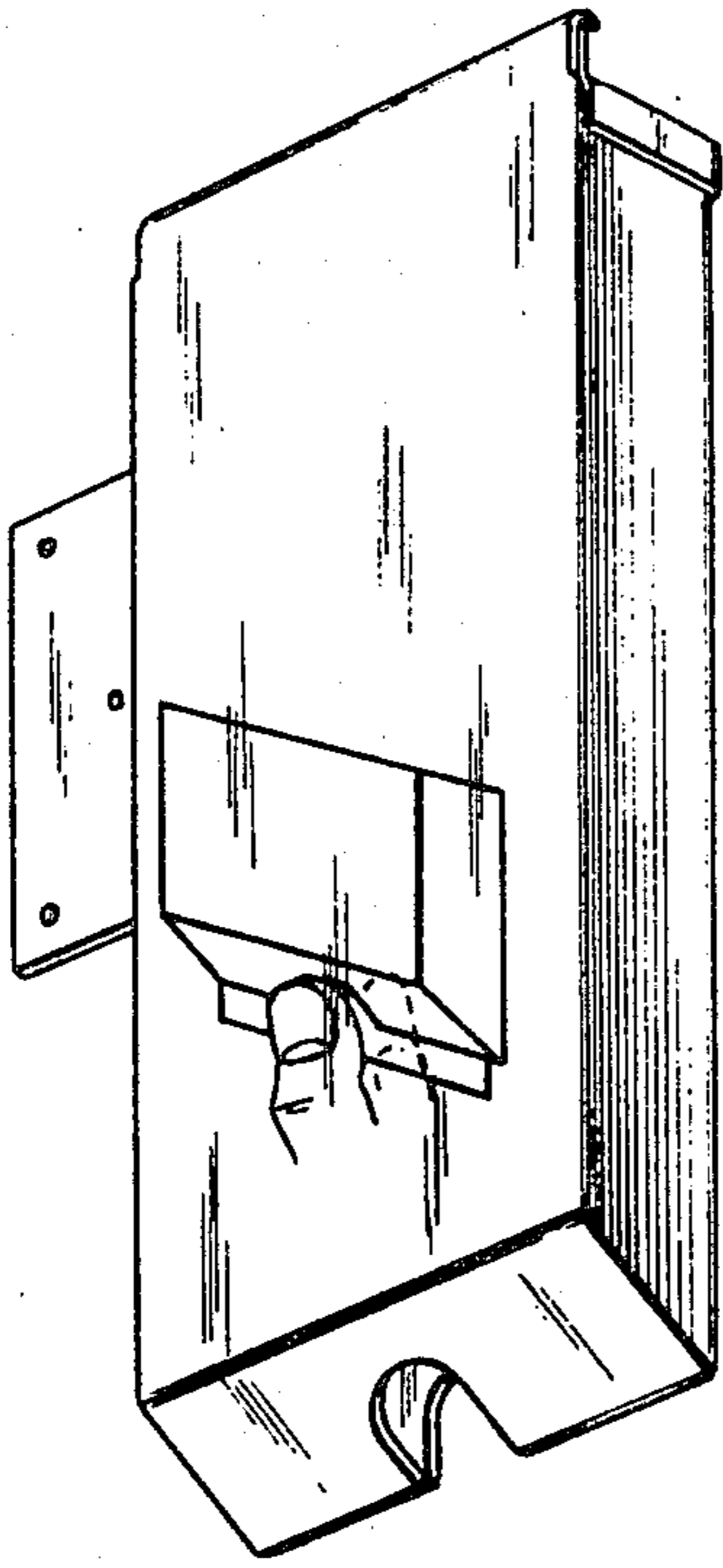


Fig. 2