

# United States Patent [19]

Poore et al.

[11] Patent Number: **Des. 284,894**

[45] Date of Patent: **\*\* Jul. 29, 1986**

[54] **MEDICAMENT DISPENSER SPOON**

[75] Inventors: **Albert C. G. Poore**, New Malden;  
**Bernard Sams**, London, both of  
England

[73] Assignee: **Sterling Drug Inc.**, New York, N.Y.

[\*\*] Term: **14 Years**

[21] Appl. No.: **548,872**

[22] Filed: **Nov. 4, 1983**

[30] **Foreign Application Priority Data**

May 21, 1983 [GB] United Kingdom ..... 1013176

[52] U.S. Cl. .... **D24/63; D7/50;**  
D7/104; D7/141

[58] Field of Search ..... D24/63; D7/50, 100,  
D7/141; 604/77, 78; 30/141, 123.3, 324, 326,  
327

[56] **References Cited**

**U.S. PATENT DOCUMENTS**

147,854 2/1974 Milligan ..... 294/55

D. 171,538 3/1953 Gershen ..... D24/63  
D. 224,260 7/1972 Zeitzer et al. .... D24/63  
D. 242,976 1/1977 Mason ..... D7/100  
D. 252,371 7/1979 Folli ..... D7/50  
D. 276,555 11/1984 Noble ..... D24/63  
2,453,525 11/1948 McNeill ..... 604/48 X  
2,795,043 6/1957 Fleischer ..... 30/123.3

*Primary Examiner*—A. Hugo Word  
*Assistant Examiner*—Stella M. Reid  
*Attorney, Agent, or Firm*—Wenderoth, Lind & Ponack

[57] **CLAIM**

The ornamental design for a medicament dispenser spoon, as shown.

**DESCRIPTION**

FIG. 1 is a side elevational view of a medicament dispenser spoon showing our new design; FIG. 2 is a front elevational view thereof; FIG. 3 is a rear elevational view thereof; FIG. 4 is a cross-sectional view thereof taken along line 4—4 in FIG. 3; FIG. 5 is a bottom plan view thereof; and FIG. 6 is a top perspective view thereof.

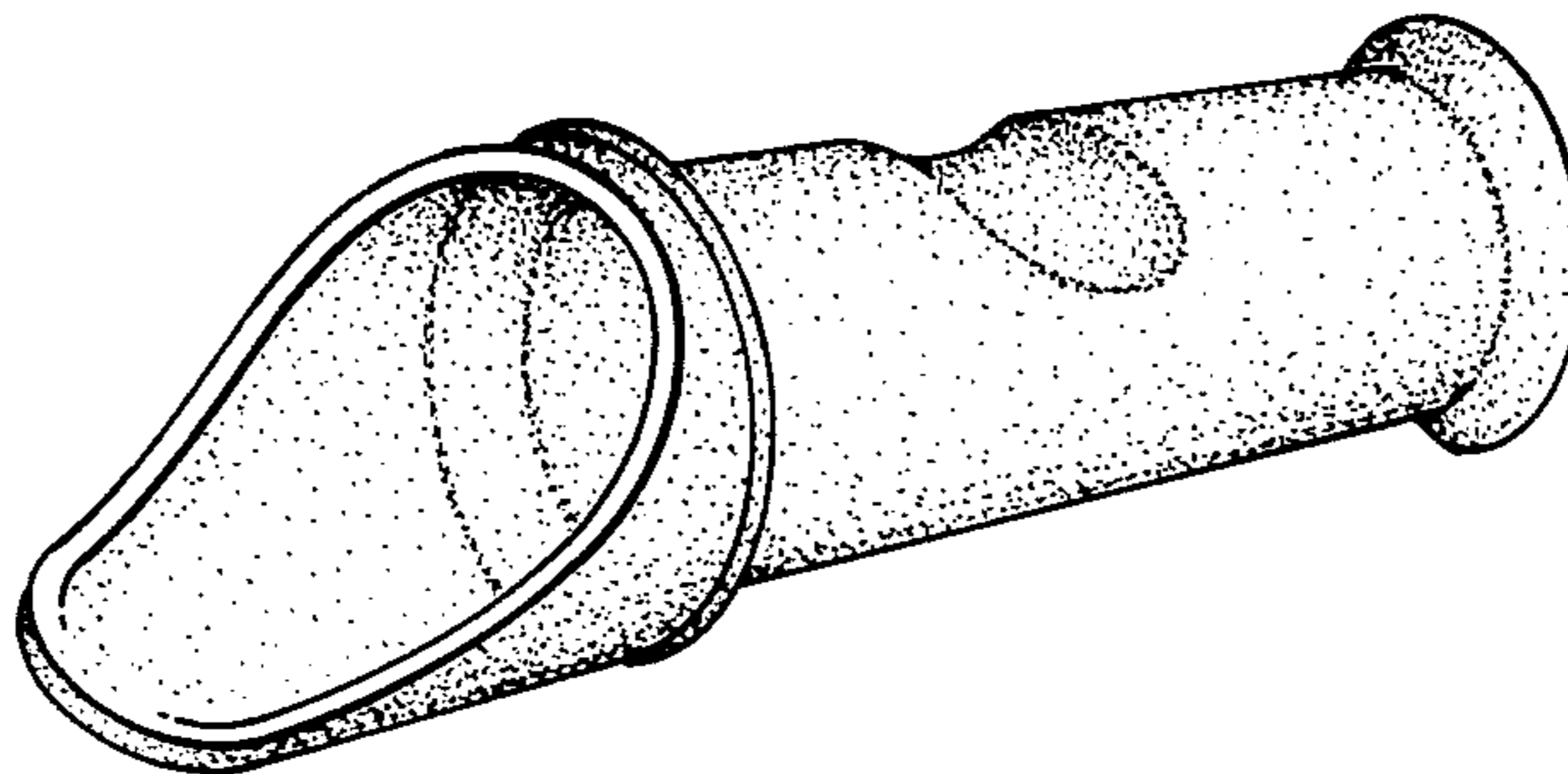


FIG. 1.

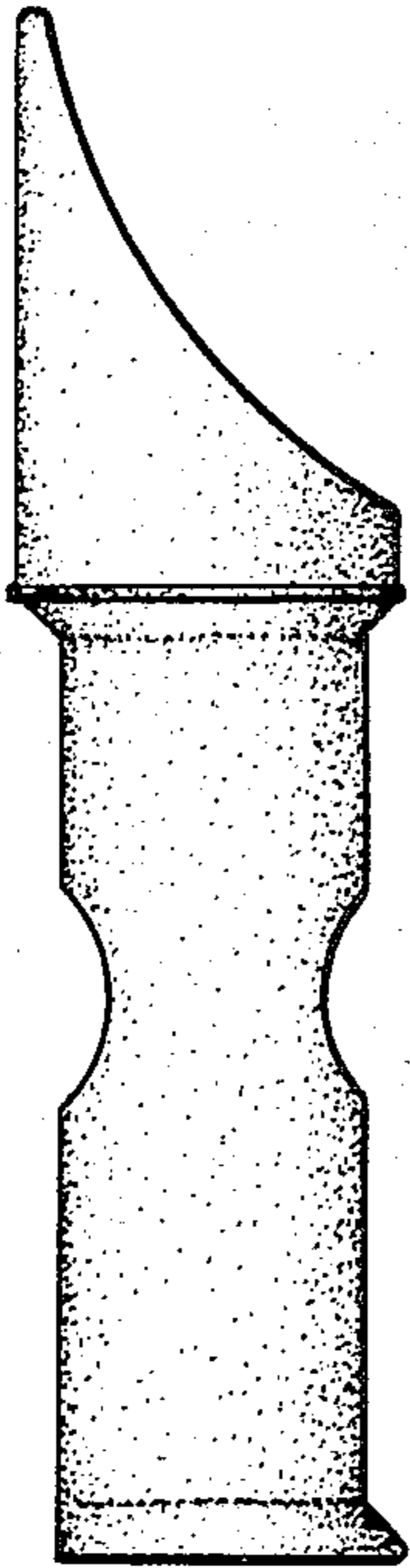


FIG. 2.




FIG. 3.




FIG. 4.

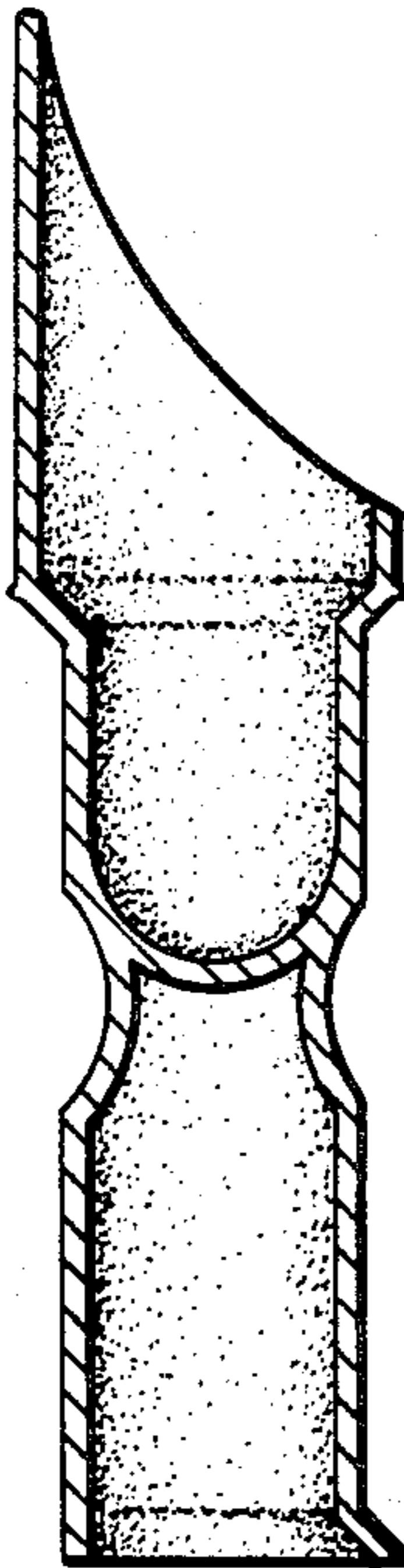


FIG. 5.

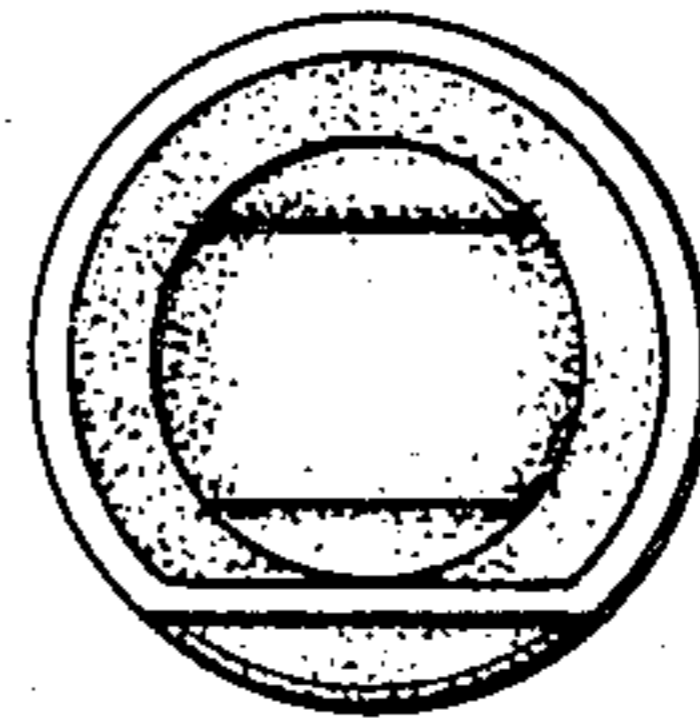


FIG. 6.

