

[54] **COMBINED SPOON AND SCOOP**

[76] **Inventor: Robert M. Sullivan, 4141 28th Ave., Moline, Ill. 61265**

[**] **Term: 14 Years**

[21] **Appl. No.: 613,563**

[22] **Filed: May 24, 1984**

[52] **U.S. Cl. D7/150; D7/104; D7/138**

[58] **Field of Search 30/149, 147; D7/104, D7/150, 138, 152, 50, 148, 149, 141, 102, 99; D8/107**

438,331 10/1890 Tyson 30/149

FOREIGN PATENT DOCUMENTS

158373 3/1957 Sweden 30/149

Primary Examiner—Winifred E. Herrmann
Attorney, Agent, or Firm—Head, Johnson & Stevenson

[57] **CLAIM**



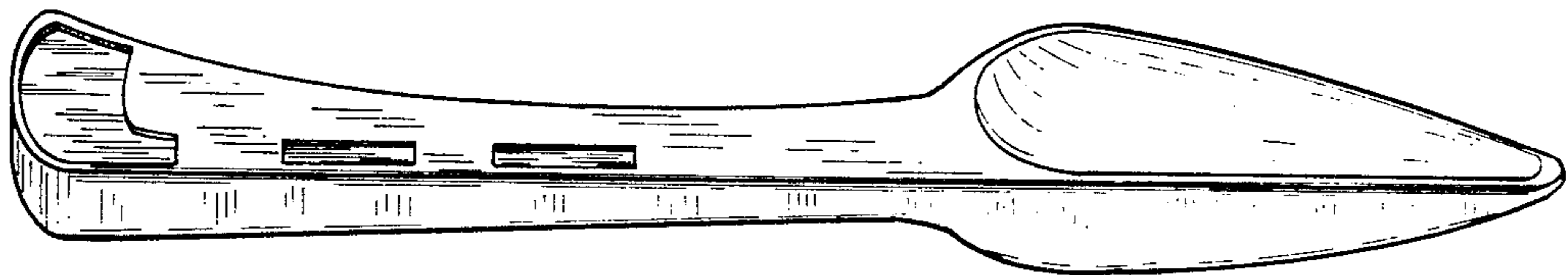
The ornamental design for a combined spoon and scoop, substantially as shown and described.

DESCRIPTION

FIG. 1 is a front elevational view of a combined spoon and scoop showing my new design;
 FIG. 2 is a rear elevational view thereof;
 FIG. 3 is a top plan view thereof;
 FIG. 4 is a bottom plan view thereof;
 FIG. 5 is a left end elevational view thereof;
 FIG. 6 is a right end elevational view thereof; and
 FIG. 7 is a top and front perspective view thereof on an enlarged scale.

[56] **References Cited**
U.S. PATENT DOCUMENTS

D. 153,674 5/1949 Erker D7/152 X
 D. 176,643 1/1956 Taylor D7/50
 D. 191,716 11/1961 Hvale D7/102
 D. 203,818 2/1966 Seibel D7/138
 D. 204,296 4/1966 Pine D7/150



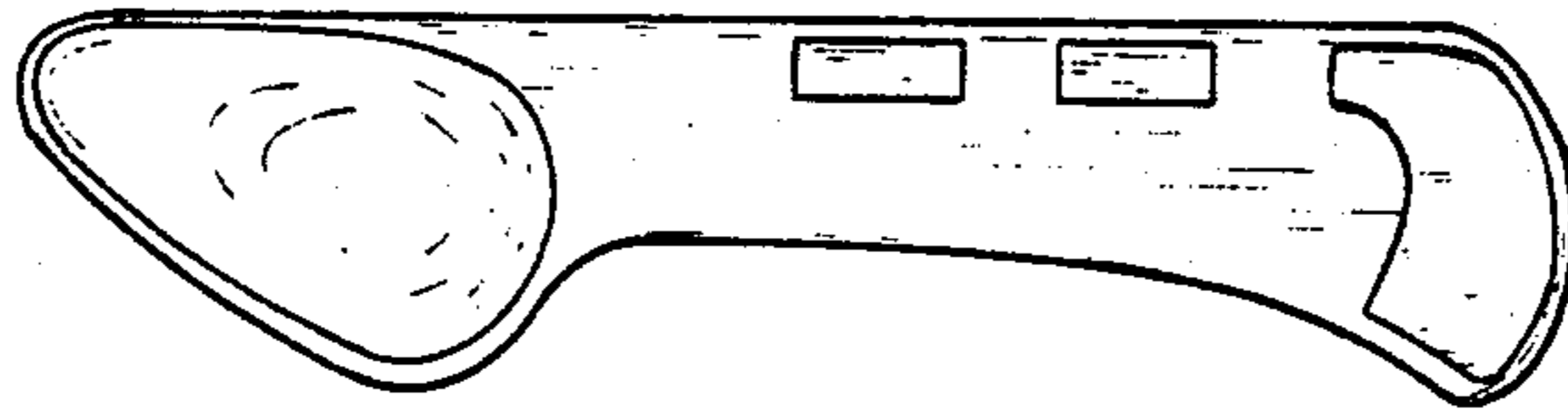


Fig. 1




Fig. 2

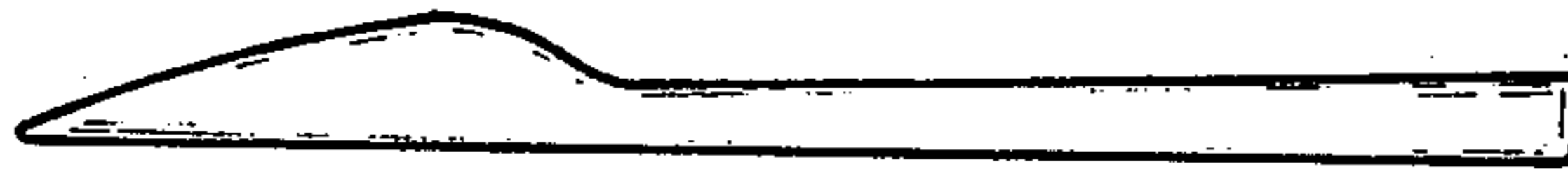


Fig. 3




Fig. 4



Fig. 5



Fig. 6

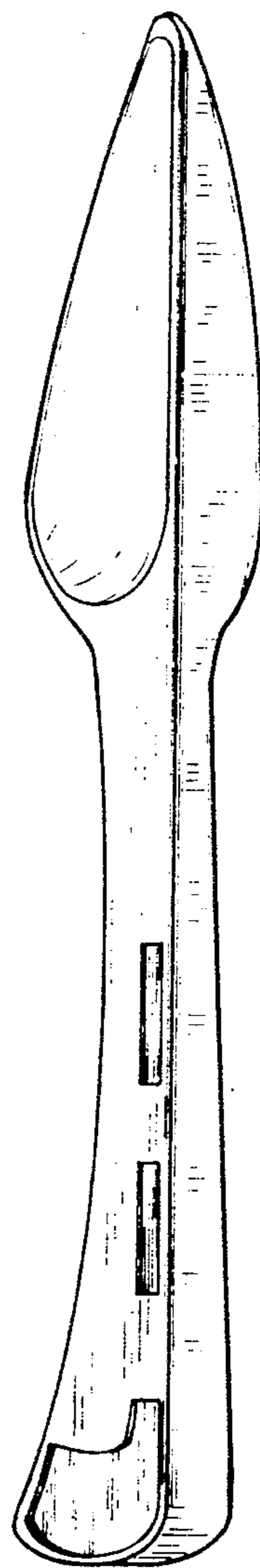


Fig. 7