

[54] LAP TRAY

[76] Inventor: John E. Marshall, 12201 Shaffer Rd.,
Davisburg, Mich. 48019

[**] Term: 14 Years

[21] Appl. No.: 603,899

[22] Filed: Apr. 20, 1984

[52] U.S. Cl. D7/38; D7/70

[58] Field of Search D7/38, 1, 3, 70, 71,
D7/45; D3/74; D9/341, 347

3,601,277 8/1971 Andrews et al. D7/38 X

3,656,681 4/1972 Goings D7/38 X

3,704,779 12/1972 Nigg D7/38 X

3,877,603 4/1975 Holz D7/38 X

3,974,358 8/1976 Goltsos 219/387

4,219,144 8/1980 Hagelberg 229/2.5 R

4,232,789 11/1980 Springer 206/562

OTHER PUBLICATIONS

House Beautiful, Oct. 1958, p. 120, Snack Trays at top center, Huctberg's Adv.

Tableware, Jun. 1963, p. 446, Panel #32 at bottom, Carving Board at left, Lumos & Co. Ltd.

Primary Examiner—Winifred E. Herrmann
Attorney, Agent, or Firm—Basile, Weintraub & Hanlon

[56] References Cited

U.S. PATENT DOCUMENTS

D. 144,016 2/1946 Weideman D7/1

D. 158,253 4/1950 Gantz .

D. 196,854 11/1963 Nicholson D7/38

D. 206,390 12/1966 Jaskulek D7/38

D. 221,035 6/1971 Raines et al. D7/38 X

D. 257,310 10/1980 Cosmopulos D7/1

D. 271,932 12/1983 Mosley D7/38

2,652,702 9/1953 Hintz D7/38 X

3,295,737 1/1967 Page et al. D7/38 X

3,381,876 5/1968 Biggins D7/38 X

3,532,247 10/1970 Bringes .

3,565,245 2/1971 Asher D7/38 X

[57] CLAIM

The ornamental design for a lap tray, as shown.

DESCRIPTION

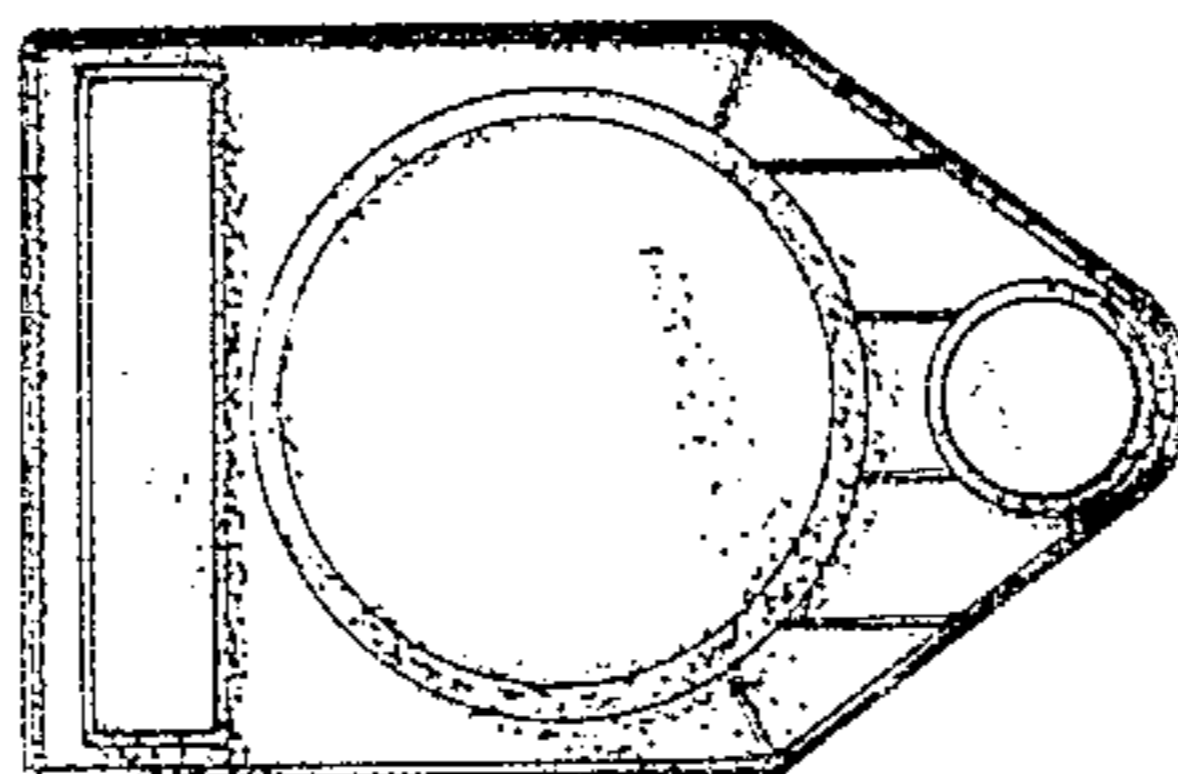
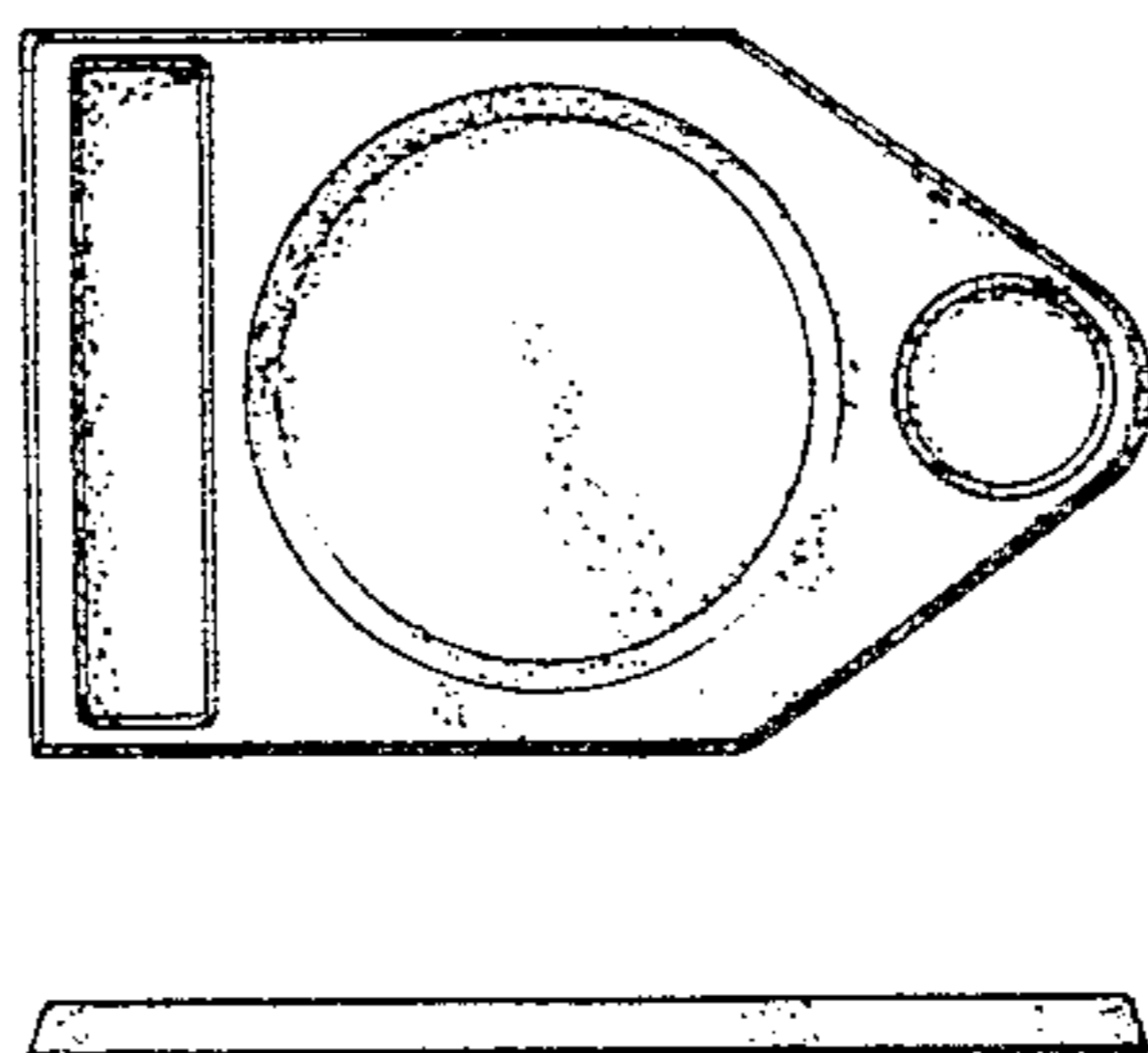
FIG. 1 is a top plan view of a lap tray showing my new design;

FIG. 2 is a side-elevation view thereof;

FIG. 3 is a right end elevational view thereof;

FIG. 4 is a left end elevational view thereof; and

FIG. 5 is a bottom plan view thereof.



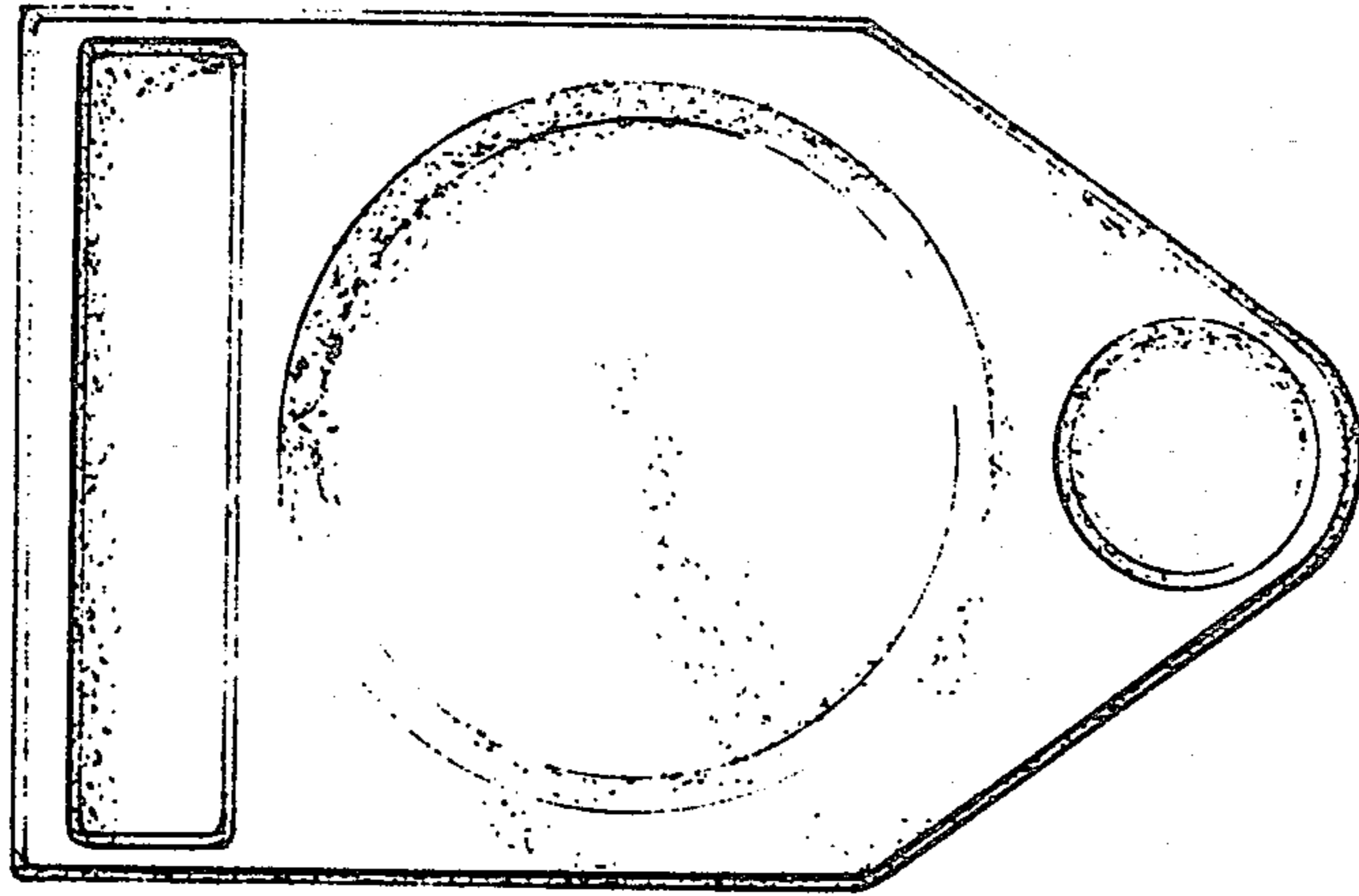


FIG-1




FIG-2




FIG-3



FIG-4

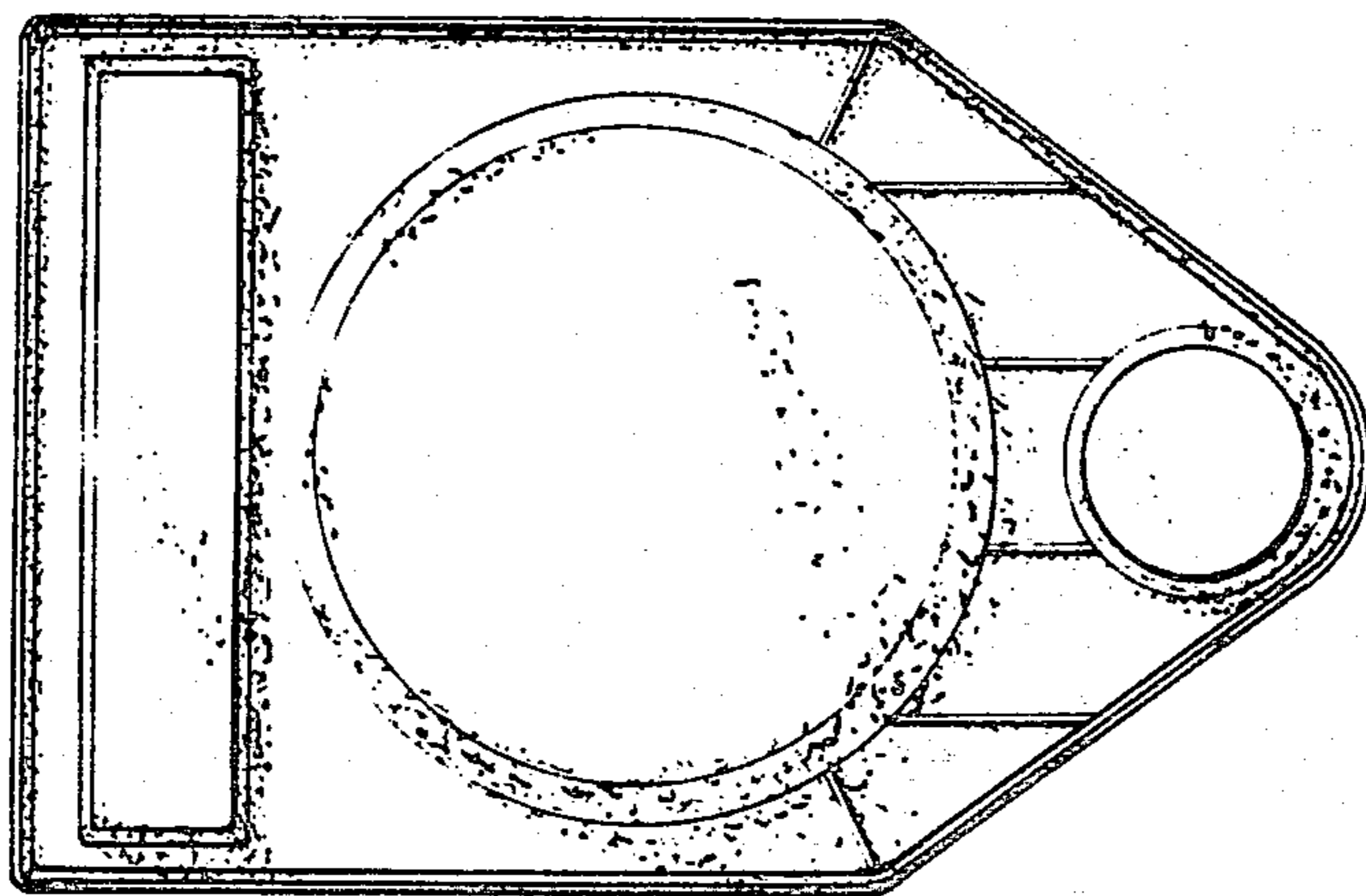


FIG-5