

[54] SEAT

[75] Inventors: Lawrence M. Shaw; Frederick J. Wallace, both of Salisbury, N.C.
[73] Assignee: Lyon-Shaw Incorporated, Salisbury, N.C.
[**] Term: 14 Years

[21] Appl. No.: 569,227

[22] Filed: Jan. 9, 1984
[52] U.S. Cl. D6/376; D6/374; D6/379; D6/380
[58] Field of Search D6/334, 344, 348, 367, D6/370, 371, 372, 373, 374, 376, 379, 380, 381

[56] References Cited
U.S. PATENT DOCUMENTS

D. 190,954	7/1961	Barry et al.	D6/376
D. 193,507	9/1962	Urban	D6/380
D. 207,778	5/1967	Rogers	D6/376
D. 224,192	7/1972	Grosfillex	D6/376
D. 233,097	10/1974	Kashu	D6/380
D. 239,582	4/1976	Grosfillex	D6/376
D. 269,747	7/1983	Wallace	D6/376

OTHER PUBLICATIONS

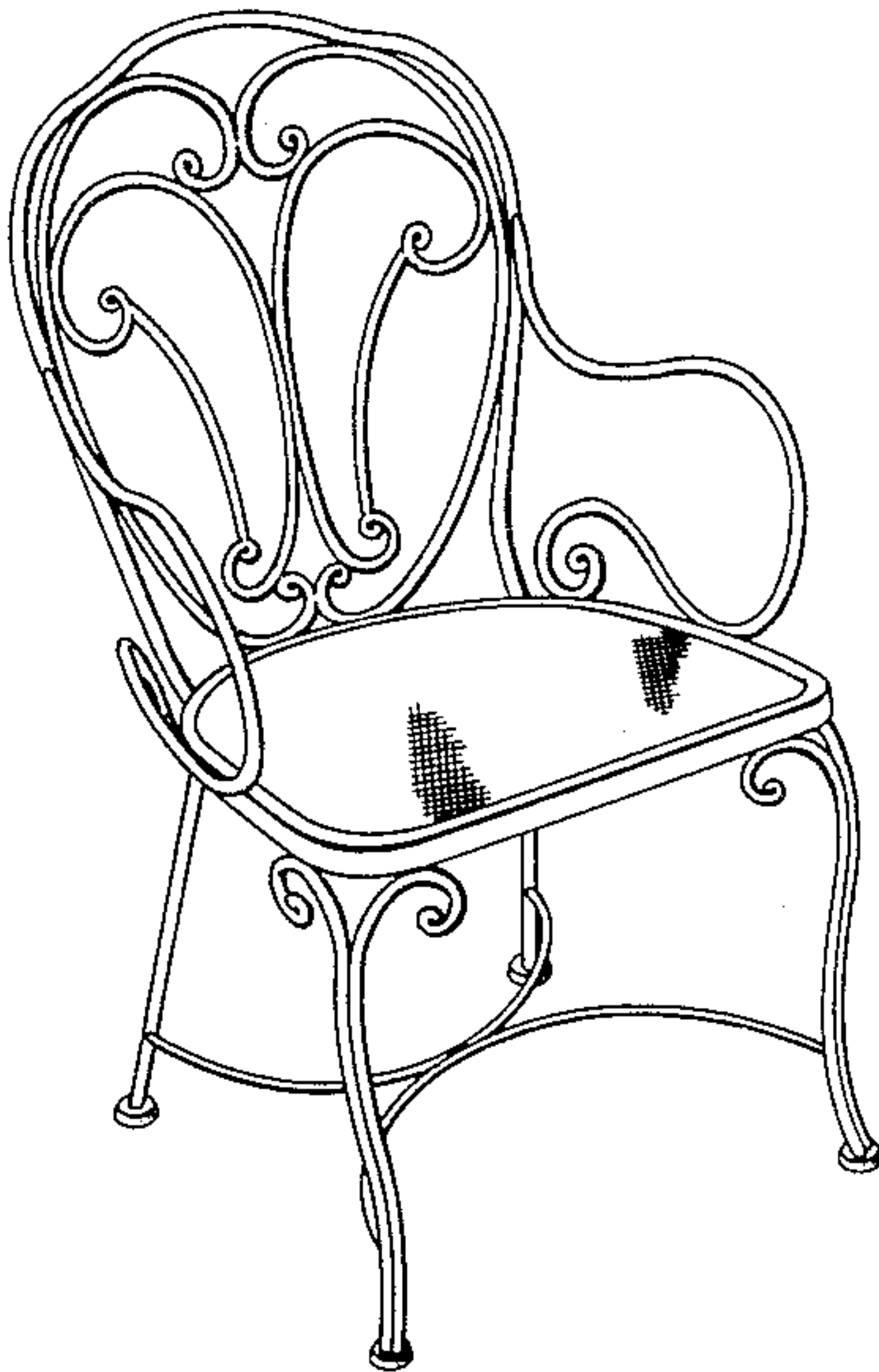
Fletcher Co. Catalog, Mar. 14, 1966, outside front cover, Settee lower right.
Primary Examiner—Bruce W. Dunkins
Attorney, Agent, or Firm—Bell, Seltzer, Park & Gibson

[57] CLAIM

The ornamental design for a seat, as shown and described.

DESCRIPTION

FIG. 1 is a front perspective view of a seat showing our new design incorporated in a chair;
FIG. 2 is a front elevational view thereof on a reduced scale;
FIG. 3 is a side elevational view thereof on a reduced scale;
FIG. 4 is a top plan view thereof on a reduced scale;
FIG. 5 is a rear elevational view thereof on a reduced scale;
FIG. 6 is a front perspective view of the seat showing our new design incorporated in a loveseat;
FIG. 7 is a front elevational view thereof on a reduced scale;
FIG. 8 is a side elevational view thereof on a reduced scale;
FIG. 9 is a top plan view thereof on a reduced scale; and
FIG. 10 is a rear elevational view thereof on a reduced scale.






Fig-1




Fig-2




Fig-3




Fig-4




Fig-5



Fig. 6




Fig-7




Fig-8

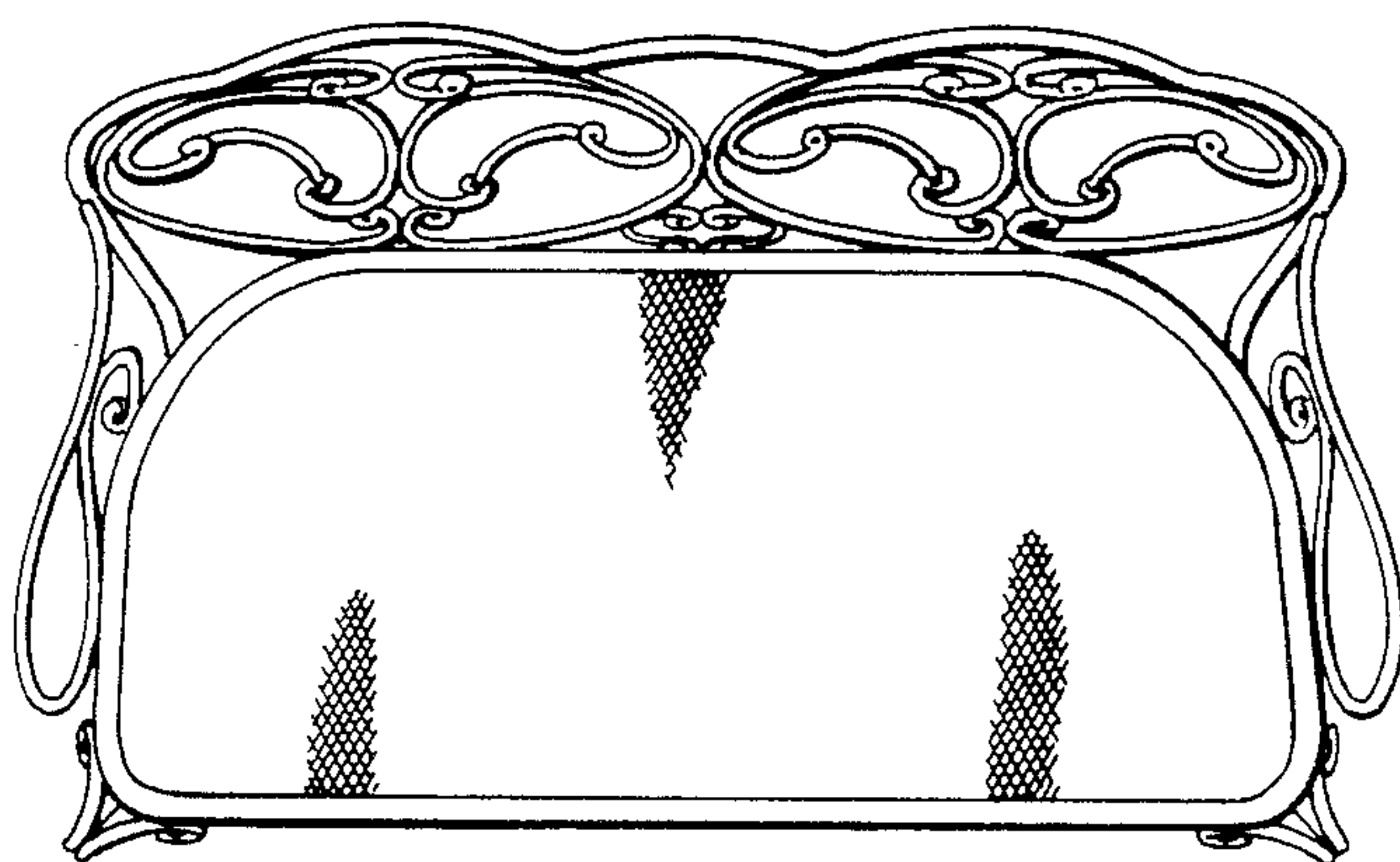


Fig-9

Fig-10

