

[54] **CHAIR**

[75] Inventors: **Lawrence M. Shaw; Frederick J. Wallace**, both of Salisbury, N.C.

[73] Assignee: **Lyon-Shaw Incorporated**, Salisbury, N.C.

[**] Term: **14 Years**

[21] Appl. No.: **569,225**

[22] Filed: **Jan. 9, 1984**

[52] U.S. Cl. **D6/372; D6/376; D6/380; D6/381**

[58] Field of Search **D6/334, 344, 348, 367, D6/370, 371, 372, 373, 374, 376, 379, 380**

[56] **References Cited**

U.S. PATENT DOCUMENTS

D. 64,727	5/1924	Burlin	D6/376 X
D. 114,056	4/1939	Burke	D6/372
D. 181,533	11/1957	Jones et al.	D6/376
D. 190,954	7/1961	Barry et al.	D6/376
D. 192,353	3/1962	Pearlstine	D6/372
D. 193,507	9/1962	Urban	D6/380

D. 224,192	7/1972	Grosfillex	D6/376
D. 239,582	4/1976	Grosfillex	D6/376
D. 269,744	7/1983	Wallace	D6/372

OTHER PUBLICATIONS

Fletcher Co. Brochure, Mar. 14, 1966, Outside Front Cover, Rocker lower right.

Primary Examiner—Bruce W. Dunkins

Attorney, Agent, or Firm—Bell, Seltzer, Park & Gibson

[57] **CLAIM**

The ornamental design for a chair, as shown and described.

DESCRIPTION


FIG. 1 is a front perspective view of a chair showing our new design;

FIG. 2 is a front elevational view thereof on a reduced scale;

FIG. 3 is a side elevational view thereof on a reduced scale;

FIG. 4 is a top plan view thereof on a reduced scale; and

FIG. 5 is a rear elevational view thereof on a reduced scale.



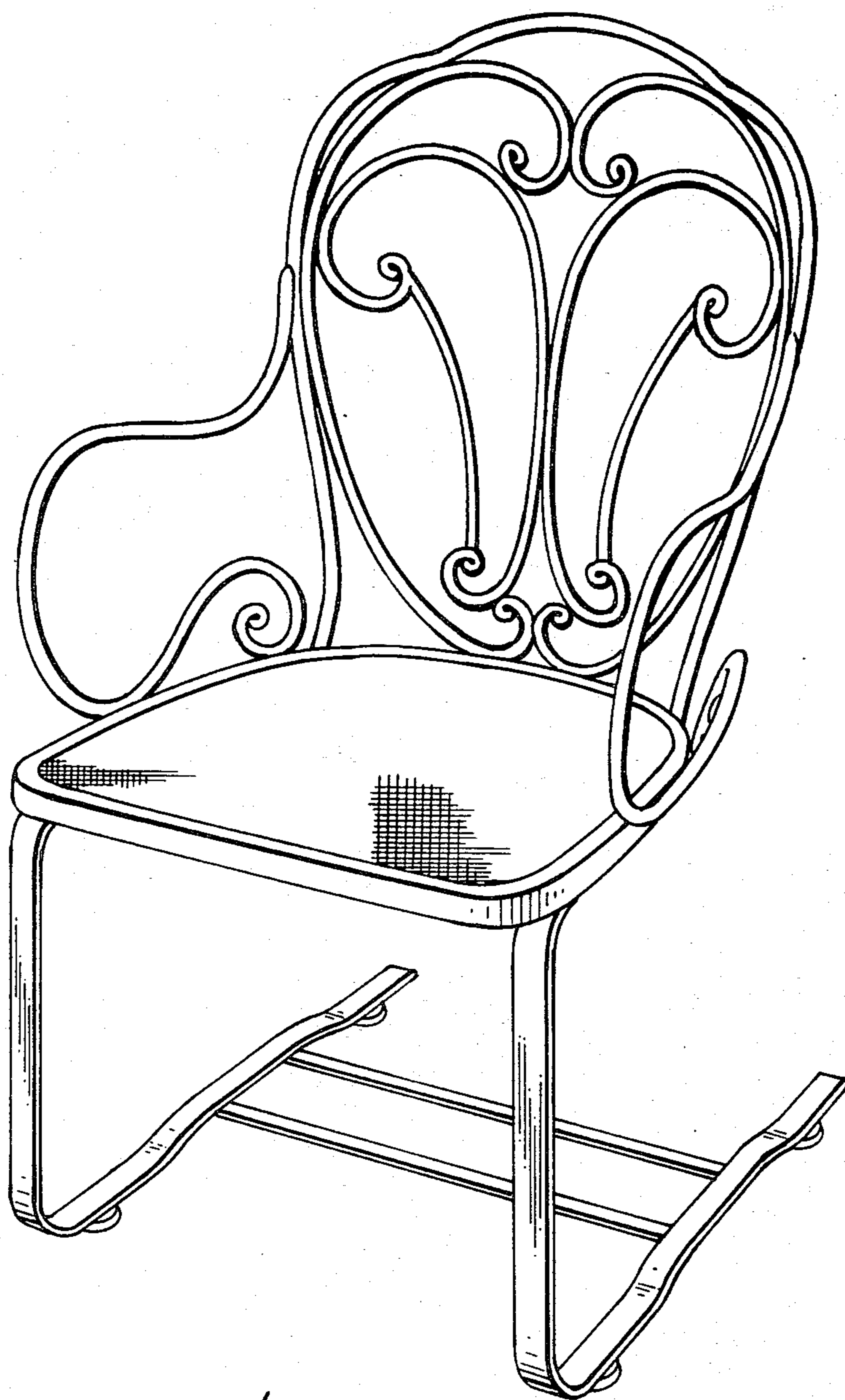


FIG-1




FIG-2

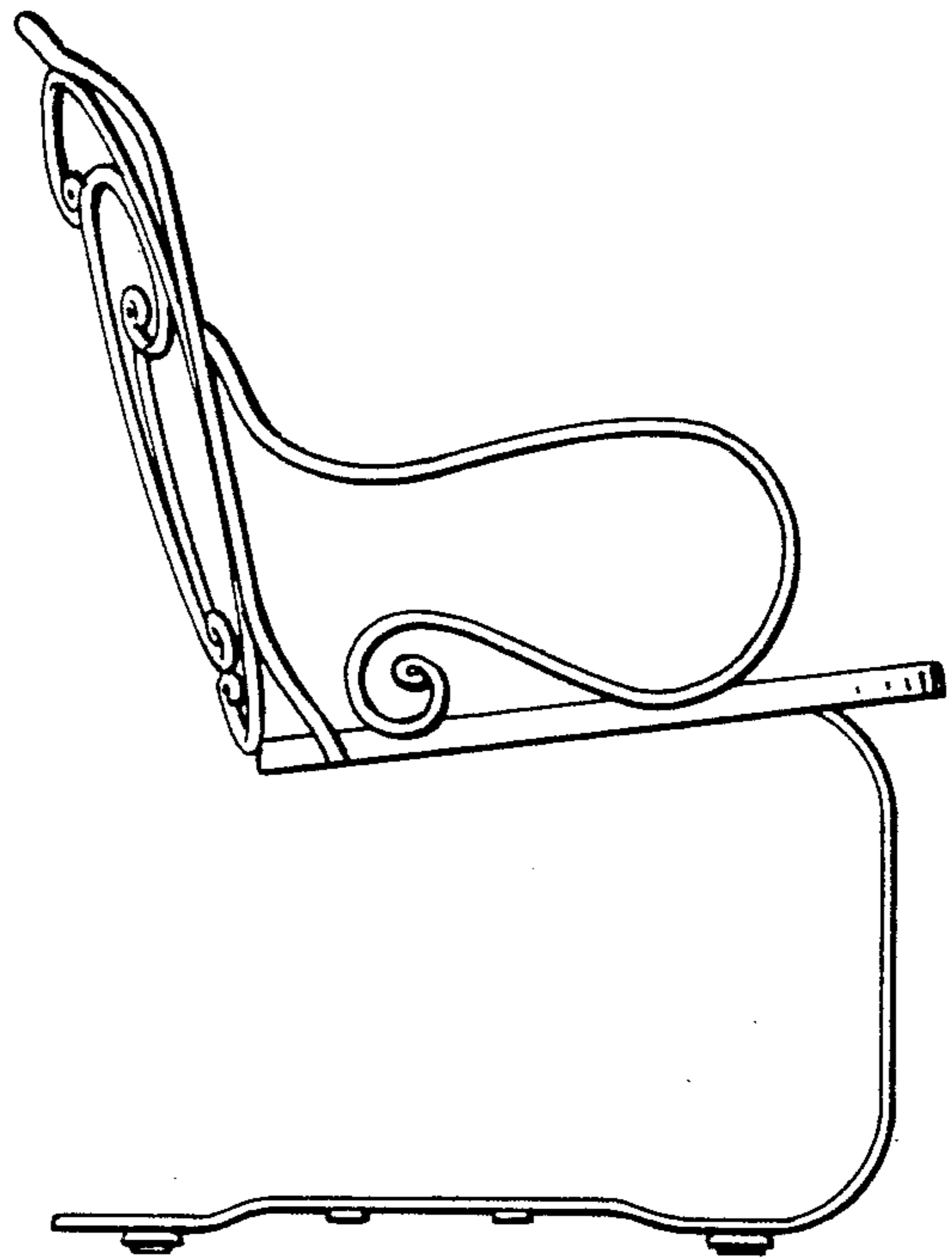


FIG-3

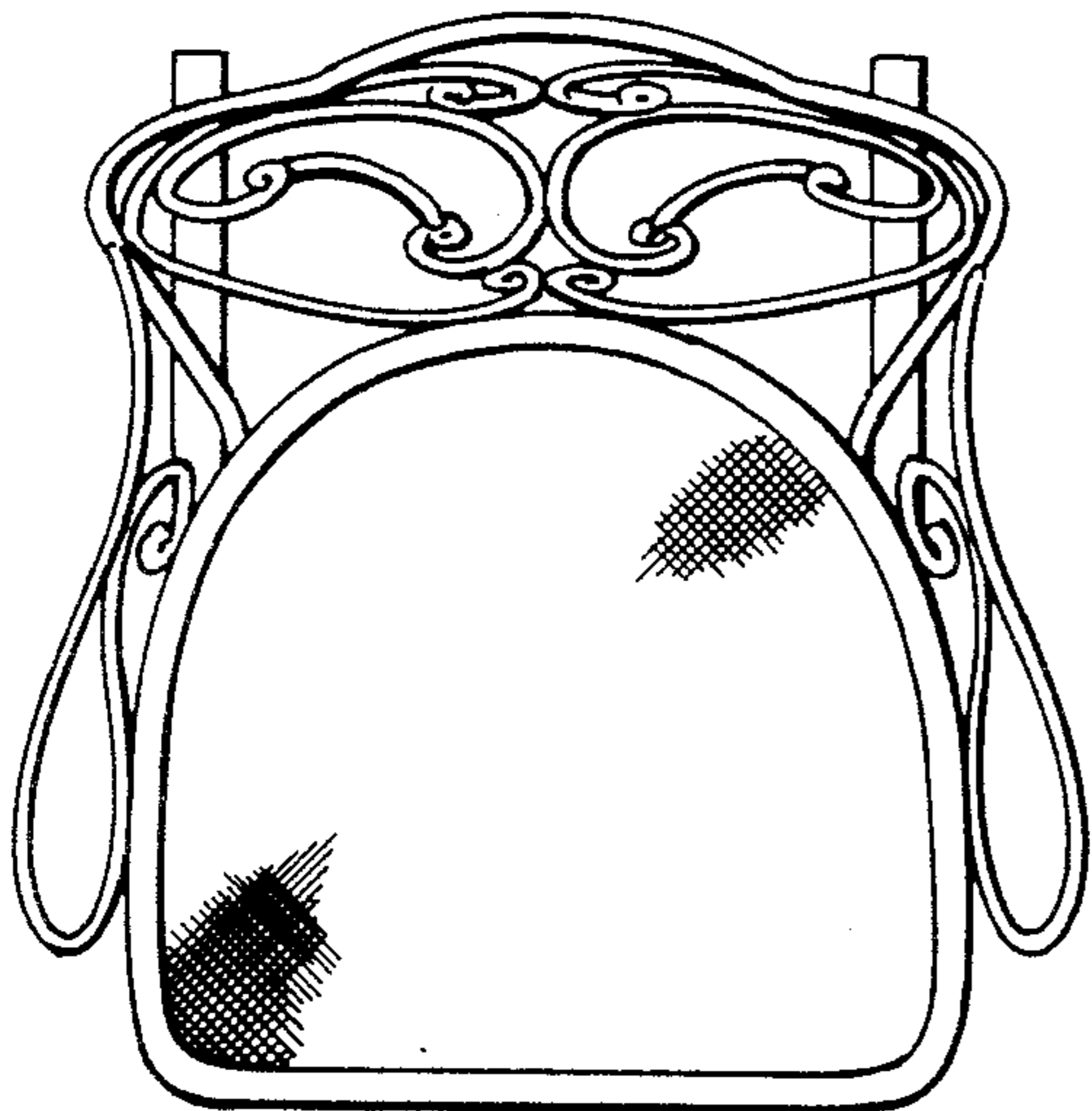


FIG-4




FIG-5